

# Contents

## Outdoor Improvements ..... A

Skirting, Siding, Bottom Board, Shutters, Gutters, Patio Covers, Screen Rooms, Carports, Vinyl Fencing, Steps, Decks

## Anchors & Setup Material ..... B

Anchors, Straps, Augers, Tie-Downs, Pier Pads, Wood Blocks

## Doors & Windows ..... C

Doors, Grills, Drip Caps, Locks, Striker Plates, Windows, Screens, Operators

## Coatings & Cleaners ..... D

Roof Coatings, Cements, Patcher/Sealers, Caulks, Stain Killers, Paints, Adhesives, Cleaners, Brushes

## Appliances ..... E

Refrigerators, Ranges, Range Hoods, Vents, Fans, Dishwashers, Washers & Dryers

## Tools & Hardware ..... F

Screwdrivers, Bits, Drills, Staplers, Cutters, Screws, Door Parts, Wall, Vents, Vent Caps, Tape, Signs, Miscellaneous Tools

## Carpet & Flooring ..... G

Vinyl floor covering, carpet, carpet tools and padding

## Electrical ..... H

Light Fixtures, Bulbs, Ceiling Fans, Receptacle Plates, Switches, Plugs, Outlets, Fuses, Cables, Disconnect Switches, Circuit Breakers, Battery Chargers, Electrical Pipe Heating Systems

## Plumbing ..... I

Water Heaters, Elements, Faucets, Toilets, Bath Accessories, Sinks, Pipe Fittings, Valves, Hoses, Cement, Molding, Tubs, Tub Surrounds, Shower Stalls, Insulation, Antifreeze

## Towing & Safety ..... J


Jacks, Couplers, Hitch Balls, Mirrors, Safety Equipment, Axle Parts, Breakaway Kits, Fire Extinguishers

## Heating & Cooling ..... K

Air Conditioners, Heaters, Furnaces, HVAC Equipment & Accessories

## Index ..... L

BLEVINS, INC. MAKES NO WARRANTIES, WRITTEN, EXPRESS OR IMPLIED, INCLUDING THE IMPLIED WARRANTIES OF MERCHANTABILITY AND FITNESS FOR A PARTICULAR PURPOSE OR PRODUCT IN THIS CATALOG. The only warranties applicable to these products are the warranties offered by the product's manufacturer. Blevins, Inc. reserves the right to change or discontinue products without notice. COPYRIGHT © 2010 Blevins, Inc.



White\*



Cameo\*




Victorian Gray\*



Sand\*

Solid 13" wide panels with patented interlock design and easy accessibility

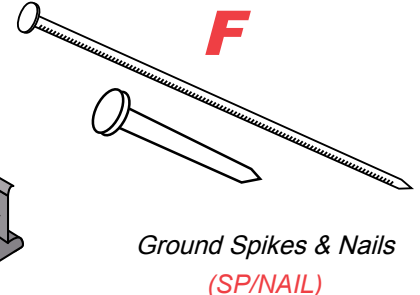


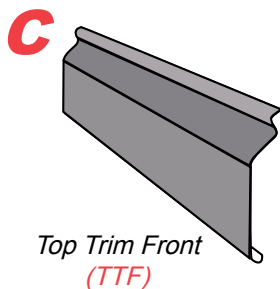

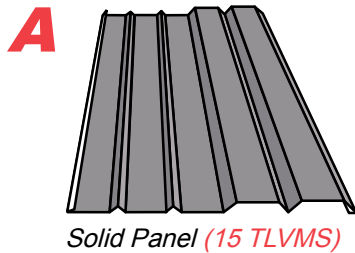


## TruGard Component & Replacement Parts

LIFETIME WARRANTY  
Products & Labor

Maintain your investment with premier quality skirting from TruGard.

	CODE	DESCRIPTION	LENGTH	PACKAGING DATA	WHITE	CAMEO	VICTORIAN GRAY	SAND	
	<b>A</b>	<b>15 TLVMS</b>	Solid Skirting Panel (13" exposure)	12 ft.	15 pc/ctn	<b>0201040</b>	<b>0201057</b>	<b>0200954</b>	<b>0201055</b>
	<b>B</b>	<b>15 VENT</b>	Vented Skirting Panel (13" exp.)	12 ft.	15 pc/ctn	<b>0201028</b>	<b>0201058</b>	<b>0200953</b>	<b>0201054</b>
	<b>C</b>	<b>TTF</b>	Top Trim Front	12 ft.	15 pc/ctn	<b>0201020</b>	<b>0201060</b>	<b>0200950</b>	<b>0201051</b>
	<b>D</b>	<b>TTM</b>	Top Trim Mounting	12 ft.	15 pc/ctn	<b>0201021</b>	<b>0201059</b>	<b>0200951</b>	<b>0201050</b>
	<b>E</b>	<b>VGC</b>	Vinyl Ground Channel	12 ft.	15 pc/ctn	<b>0201022</b>	<b>0201061</b>	<b>0200952</b>	<b>0201052</b>
	<b>F</b>	<b>SP/NAIL</b>	Nail & Spike Kit		128 Spikes/ 256 Nails	<b>0201065</b>			
			7" Skirting Spike		100/Bundle	<b>0201070</b>			
			1" Hex Head Screw		500 per box	<b>0263102</b>			
			Windguard	24 in.	32 per bundle	<b>0200818</b>			
			Windguard	12 in.	32 per bundle	<b>0200819</b>			
			PolyClip® Skirting Attachments		50 per bag	<b>0201075</b>			



# TruGard VinylSkirt® Carton Information



Maintain your investment with quality skirting from TruGard.

CODE	DESCRIPTION	LENGTH	WHITE	CAMEO	VICTORIAN GRAY	SAND
15 TLVMS	<b>PANEL CARTON: 76 lbs./Ctn.</b>		<b>0201040</b>	<b>0201057</b>	<b>0200954</b>	<b>0201055</b>
	15 Skirting Panels per carton; 13 in. exposure; 195 sq. ft. per carton	12 ft.				
15 VENT	<b>VENTILATED* PANEL CARTON: 76 lbs./Ctn.</b>		<b>0201028</b>	<b>0201058</b>	<b>0200953</b>	<b>0201054</b>
	15 perforated skirting panels; 13 in. exposure; 14.06 sq. in. of free air space per linear ft.; 195 sq. ft. per carton	12 ft.				
14 TKT	<b>TRIM CARTON: 100 lbs./Ctn.</b>		<b>0201043</b>	<b>0201056</b>	<b>0200955</b>	<b>0201053</b>
	<ul style="list-style-type: none"> <li>• 10 pcs. Top Trim Front; 120 linear ft.</li> <li>• 4 pcs. Top Trim Front; Factory-notched corner; 48 lin. ft.</li> <li>• 14 pcs. Top Trim Mounting; 168 linear ft.</li> <li>• 14 pcs. Vinyl Ground Channel; 168 linear ft.</li> <li>• 252 Nails</li> <li>• 126 7-in. Spikes</li> </ul>	12 ft. 12 ft. 12 ft. 12 ft.				

\*Ventilation shall be provided for the crawl space at a minimum of one sq. foot of free area for every 150 sq. ft. of the home's floor area. Ventilation openings shall be placed at or near each corner of the home and as high as practicable. Openings shall be located to provide cross ventilation on at least two opposite sides. Where an acceptable ground vapor barrier is installed and one such ventilation opening is within 3 feet of each corner of the home, the total area of ventilation openings may be reduced to one sq. foot for every 1,500 sq. feet of the home's floor area. Where local codes have minimum ventilation requirements for crawl spaces, these requirements shall apply to homes with skirting and continuous foundations.

## Measuring for TruGard:

You must first determine the approximate linear feet and average height.

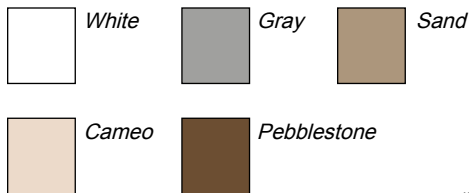
- Determine linear feet:** To determine the linear feet of skirting material needed, measure the entire perimeter of the home.
- Determine the Average Height:** To find the average height, measure the height of the space between the ground and the home's bottom edge at each corner and the center of each side. Total all six measurements and divide by 6. Then, add 1 inch.
- Using the Calculation Chart:** Then go to the easy-to-read calculation chart below and find the appropriate measurements. The chart will then tell you what you will need to complete the installation.

Park Models*		TRUGARD CALCULATION CHART FOR SINGLE WIDE / DOUBLE WIDE																		
Typical Home Size (Ft.)	8 x 32	8 x 35	12 x 65	12 x 70	14 x 60	14 x 65	14 x 70	14 x 76	14 x 80	16 x 70	16 x 80	24 x 50	24 x 60	24 x 65	24 x 70	28 x 65	28 x 70	28 x 80	32 x 70	32 x 80
Lin. Ft.**	80	86	146	156	140	150	160	172	180	164	184	140	160	170	180	178	188	208	196	216
Avg. Ht. of Skirt	NUMBER OF 12-FOOT PANELS REQUIRED																			
18"	10	10	17	18	17	18	19	20	21	19	21	17	19	20	21	21	22	24	23	25
24"	13	14	23	24	22	24	25	27	28	25	28	22	25	27	28	28	29	32	30	33
28"	16	16	27	29	26	28	30	32	34	30	34	26	30	32	34	33	35	38	36	40
30"	16	17	29	30	27	29	31	34	35	38	42	27	31	33	35	35	43	48	45	50
36"			34	36	33	35	37	40	42	38	42	33	37	40	42	42	43	48	45	50
42"			45	48	44	47	50	53	56	50	57	44	50	53	56	55	58	64	60	66
Trim Parts	NUMBER OF 12-FOOT TRIM COMPONENTS REQUIRED																			
VGC	7	8	13	13	12	13	14	15	15	14	16	12	14	15	15	15	16	18	17	18
TTM	7	8	13	13	12	13	14	15	15	14	16	12	14	15	15	15	16	18	17	18
TTF	7	8	13	13	12	13	14	15	15	14	16	12	14	15	15	15	16	18	17	18
Spikes	60	65	110	117	105	113	120	129	135	123	138	105	120	128	135	134	141	156	147	162
Nails	120	129	219	234	210	225	240	258	270	246	276	210	240	255	270	267	282	312	294	324

All panels and trim components packaged in 12-ft. lengths—Panels 13-inch wide exposure. Above calculations are exact with no allowance for error in cutting. \*Park model calculations do not include material needed for tip outs. \*\* Less hitch.



Available in the following colors:



Due to the printing process, colors shown are only approximations. Your salesman can show you samples with more accurate color.

- ✓ 16" Wide Panels
- ✓ Rich Woodgrain Texture, 5 colors
- ✓ Panels .037", Trim .052" thickness.
- ✓ U-Shaped Ground Channel
- ✓ Homeowner's Warranty
- ✓ Vented Panels
- ✓ Trim Kits with Hardware
- ✓ Factory Notched Front Rail Corner Pieces
- ✓ 15-Year Warranty on Product & Labor



**The Features You Want ...**

*The Value You Need!*


**Lifestyle's center-vent panel is a better solution for your skirting needs:**

- ✗ Allows you to carry less inventory and makes ordering easier
- ✗ Each full panel = 4.94 sq. inches of net free area per linear foot for 57.63 square inches or 0.4 sq. ft of net free area per panel; Exceeds most manufacturer's requirements\* for open space under homes, meaning less chance of moisture problems & customer complaints.
- ✗ Eliminates calculations to find out how many vent panels are needed
- ✗ Saves time during installation - you don't have to waste time figuring out where to put regular vent panels

\*Ventilation shall be provided for the crawl space at a minimum of one sq. foot of free area for every 150 sq. ft. of the home's floor area. Ventilation openings shall be placed at or near each corner of the home and as high as practicable. Openings shall be located to provide cross ventilation on at least two opposite sides. Where an acceptable ground vapor barrier is installed and one such ventilation opening is within 3 feet of each corner of the home, the total area of ventilation openings may be reduced to one sq. foot for every 1,500 sq. feet of the home's floor area. Where local codes have minimum ventilation requirements for crawl spaces, these requirements shall apply to homes with skirting and continuous foundations.

## Lifestyle Component & Replacement Parts

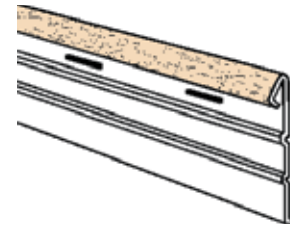
	CODE	DESCRIPTION	WHITE	CAMEO	GRAY	SAND	PEBBLESTONE	
	<b>A LIFCV</b>	<b>CENTER-VENT PANEL CARTON:</b> 12 Center-vent skirting panels per carton; Each panel 11' 8" long; 16" exposure; 186.5 sq. ft./carton; 65 lbs./Ctn.	<b>0200597</b>	<b>0200596</b>	<b>0200598</b>	<b>0200599</b>	<b>0200595</b>	
	<b>B LIF12</b>	<b>PANEL CARTON:</b> 12 skirting panels/carton Each panel 11' 8" long; 16" exposure; 186.5 sq. ft./carton • 65 lbs./Ctn.	<b>0200605</b>	<b>0200590</b>	<b>0200607</b>	<b>0200608</b>	<b>0200606</b>	
	<b>LIFTKT</b>	<b>TRIM CARTON:</b> 90 lbs./Ctn. 10 pcs. Top Trim Front • 11' 7.25" long • 116 lin. ft. 4 pcs. Top Trim Front • 11' 7.25" long • Factory-notched corner • 46.5 lin. ft. 14 pcs. Top Trim Mounting • 11' 7.25" long. • 162 lin. ft. 14 pcs. Vinyl Ground Channel • 11' 7.25" long • 162 lin. ft. 200 Nails, 100 7-in. Ground Spikes	<b>0200600</b>	<b>0200604</b>	<b>0200602</b>	<b>0200603</b>	<b>0200601</b>	
	<b>C LIFTTM</b>	<b>TOP MOUNT</b> • 40 per carton	<b>0200620</b>	<b>0200624</b>	<b>0200622</b>	<b>0200623</b>	<b>0200621</b>	
	<b>D LIFTF</b>	<b>TOP TRIM FRONT</b> • 40 per carton	<b>0200609</b>	<b>0200613</b>	<b>0200611</b>	<b>0200612</b>	<b>0200610</b>	
	<b>E LIFVGC</b>	<b>GROUND CHANNEL</b> • 40 per carton	<b>0200614</b>	<b>0200618</b>	<b>0200616</b>	<b>0200617</b>	<b>0200615</b>	
	<b>F</b>	<b>GROUND SPIKES &amp; NAIL KIT</b> 100 Spikes, 200 Nails	<b>0201066</b>					
		Skirting Spike 7" • 100/bundle	<b>0201070</b>					
		1" Hex Head Screws • 500 per box	<b>0263102</b>					
		<b>WINDGUARD</b> • 24" • 32 per bundle	<b>0200818</b>					
		<b>WINDGUARD</b> • 12" • 32 per bundle	<b>0200819</b>					
		<b>POLYCLIP</b> • 50 per bag	<b>0201075</b>					




**A** Center-Vent Panels (LIFVENT)




**B** Regular Panels (LIF12)



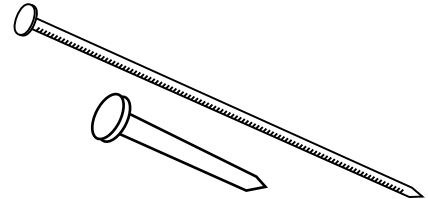
**C** Top Mount (LIFTTM)



**D** Top Trim, Front (LIFTTF)



**E** Ground Channel (LIFVGC)



**F** Ground Spikes & Nails (SP/NAIL)

## Measuring for Lifestyle:

- How to Determine Linear Feet** — To determine the linear feet of skirting material needed, measure the entire perimeter of the home.
- How to Determine the Average Height** — To find the average height, measure the height of the space between the ground and the home's bottom edge at each corner and the center of each side. Total all six measurements and divide by 6. Then, add 1 inch.
- Using the Calculation Chart** — Then go to the easy-to-read calculation chart below and find the appropriate measurements. The chart will then tell you what you will need to complete the installation.


	Park Models		LIFESTYLE CALCULATION CHART FOR SINGLE WIDE / DOUBLE WIDE																	
Home Size (Ft.)	8x32	8x35	12x65	12x70	14x60	14x65	14x70	14x76	14x80	16x70	16x80	24x50	24x60	24x65	24x70	28x65	28x70	28x80	32x70	32x80
Lin. Ft.*	80	86	146	156	140	150	160	172	180	164	184	140	160	170	180	178	188	208	196	216
Avg. Ht. Of Skirt	NUMBER OF 11 FOOT - 8 INCH PANELS REQUIRED																			
18"	9	10	16	17	15	16	17	19	19	18	20	15	17	18	19	19	20	23	21	24
23"	10	11	19	20	18	19	20	22	23	21	23	18	20	22	23	23	24	26	25	27
28"	12	13	22	24	21	23	24	26	27	25	28	21	24	26	27	27	28	32	30	33
35"	15	17	28	30	27	29	30	33	34	31	35	27	30	32	34	34	36	39	37	41
42"	20	22	37	39	35	38	40	43	45	41	46	35	40	43	45	45	47	52	49	54
Trim Parts	NUMBER OF 11 FOOT - 7-1/4 INCH TRIM COMPONENTS REQUIRED																			
LIFTTM	7	8	13	14	12	13	14	15	16	15	16	13	14	15	16	16	17	18	17	19
LIFTTF	7	8	13	14	12	13	14	15	16	15	16	13	14	15	16	16	17	18	17	19
LIFVGC	7	8	13	14	12	13	14	15	16	15	16	13	14	15	16	16	17	18	17	19
Ground Spikes	49	56	91	98	84	91	98	105	112	98	112	91	98	105	112	112	119	130	123	135
Nails	98	112	182	196	168	182	196	210	224	196	224	182	196	210	224	224	238	260	245	270

\* Less Hitch & Tip Out



## Panels


Available in three great colors:  
**Brown • Sandstone • Gray\***



- 0201119** 32" x 5' Brown
- 0201120** 36" x 5' Brown
- 0201121** 48" x 5' Brown



- 0201115** 32" x 5' Sandstone
- 0201116** 36" x 5' Sandstone
- 0201117** 48" x 5' Sandstone



- 0201122** 32" x 5' Gray
- 0201123** 36" x 5' Gray
- 0201124** 48" x 5' Gray



## Access Doors



- 0201126** 32" W x 36" H Brown
  - 0201127** 32" W x 36" H Gray
  - 0201111** 32" W x 36" H Sandstone
- Ships with keys stapled to rear of door.*

### Total Dimensions



### Door Dimensions



6" clearance below door

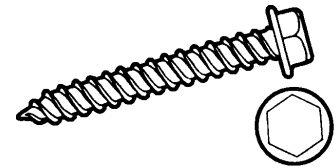
## Tongue Cover



- 0201140** Brown
- 0201141** Gray

## Screws

Sheet metal screws, 1-1/4" hex washer head, painted. Zinc plated. #8 gauge.



- 0262611** Black; 250/Box
- 0262612** Black; 500/Box
- 0262632** Cream; 500/Box

## K-Rok Calculation Chart

Mobile Home Size	14	14	14	14	14	14	14	14	14	16	24	24	24	24	24	24	28	28	28	28	28
	x	x	x	x	x	x	x	x	x	x	x	x	x	x	x	x	x	x	x	x	x
	46	50	52	56	60	65	70	72	80	85	44	50	60	64	65	70	44	52	60	64	70
Linear Ft. (Less Hitch)	112	120	124	132	140	150	160	164	180	194	128	140	160	168	170	180	136	152	168	176	188
Number of Panels	24	26	27	28	30	32	34	35	38	41	27	30	34	36	36	38	29	32	36	38	40

Note: A 5-foot panel actually covers 57"


# Metal Top Trim, 10'

- 0201132 Brown
- 0201133 Gray
- 0201134 Sandstone

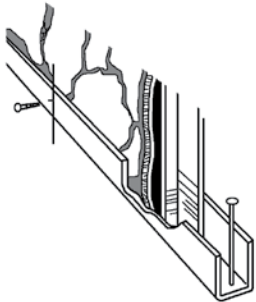


# Metal Corners, 36"

- 0201145 Brown
- 0201146 Gray
- 0201147 Sandstone



# Metal Bottom Track & Frost Heave Channel



Bottom track shown

## STANDARD TRACK, 10'

- 0201128 Brown Track
- 0201129 Gray Track
- 0201130 Sandstone Track

## FROST HEAVE TRACK, 10'

- 0201150 Brown Channel
- 0201151 Gray Channel
- 0201152 Sandstone Channel

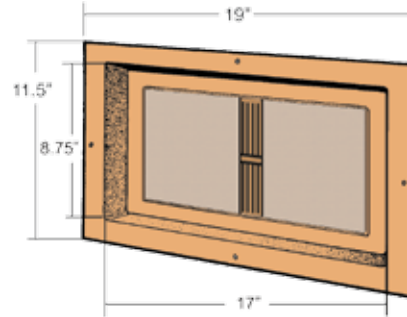


# Vents

Provides 72 sq in of air flow



- 0201137 Deluxe Vent w/Damper, Black



**NOTE:** To determine the number of vents: square footage divided by 150 = number of vents needed.



- 0201125 Universal Vent, Black
- 0201108 Universal Vent, Sand

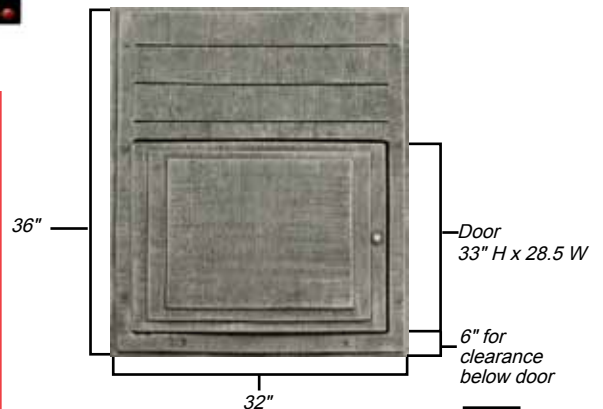


# Skirting Panels



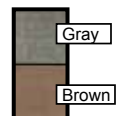
- 0201200 48" x 5' Brown Panel
- 0201201 48" x 5' Gray Panel
- 0201202 36" x 5' Brown Panel
- 0201203 36" x 5' Gray Panel
- 0201204 32" x 5' Brown Panel
- 0201205 32" x 5' Gray Panel

# Access Doors



- 0201207 Gray Access Door\*
- 0201206 Brown Access Door\*

Ships with keys stapled to rear of door.






Used Red



Red Blend



Used Buff



Buff Blend



Colonial White



Charcoal Brown



Canyon Gray

## Brick & Stone Skirting

Colors	Panels	Ledges	Corners
Used Red	0200450	0200456	0200451
Red Blend	0200452	0200457	0200453
Used Buff	0200462	0200464	0200463
Buff Blend	0200469	0200471	0200470
Colonial White	0200458	0200460	0200459
Char Brown	0200485		0200486
Canyon Gray "Stone"	0200466	0200468	0200467

**All the beauty of brick or stone without the high cost**

. . . In a variety of attractive styles



Not stocked at all locations.

Nailite will help you create an extraordinary look for your home. Authentic beauty so unexpected that everyone will believe it's real Hand-Laid Brick and Hand-Cut Stone. It performs beautifully because it is manufactured from extremely durable, long-lasting polypropylene.

Nailite can be used for skirting and as accents on exterior walls. Note: FHA approval depends on location of material being used.

### Chart for Nailite Skirting

Typical Home Size	8 x 32	8 x 35	12 x 50	12 x 55	12 x 60	12 x 70	14 x 60	14 x 65	14 x 70	14 x 76	14 x 80	16 x 70	16 x 80	24 x 50	24 x 60	24 x 65	24 x 70	28 x 45	28 x 50	28 x 55	28 x 60	28 x 65	28 x 70
Lin. Ft. (less hitch)	80	86	124	134	144	164	148	158	168	180	188	172	192	148	168	178	188	145	156	166	176	186	196

Aver. Height of Skirt	Number of 40" Nailite Panels Required																							
6"-18"	24	26	37	41	44	50	45	48	51	54	57	52	58	45	51	54	57	44	47	50	53	56	59	
19"-36"	48	52	74	82	88	100	90	96	102	108	114	104	106	90	102	108	114	88	94	100	106	112	118	
37"-54"	72	78	111	123	132	150	135	144	153	162	171	136	164	135	153	162	171	132	141	150	159	168	177	

NAILITE	Number of Pieces of Starter Strip and J Channels Required (12 ft. lengths)																						
	7	8	11	12	12	14	13	14	14	15	16	15	16	13	14	15	16	13	13	14	15	16	17

See vents on page 17

Specifications Subject to Change without Notice



# Brick and Stone Skirting

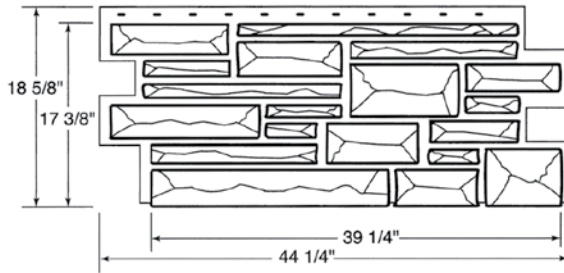
Nailite products are made with extremely durable, easy to clean polypropylene.  
*Not Available At All Locations*



**NAILITE™**

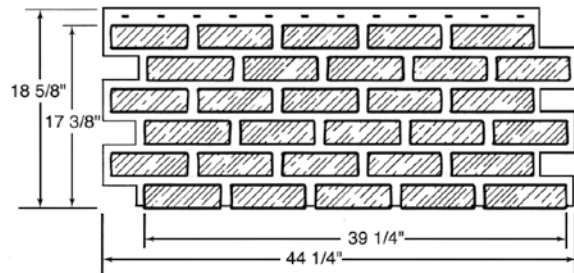
## Panels

### Hand-Cut Stone



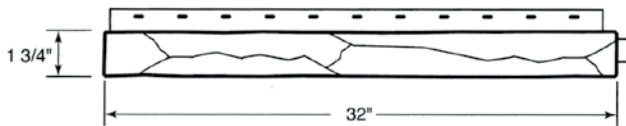
Carton weight: 10 lbs.; 10/Ctn.  
 Approx. linear ft. per carton: 26.75

### Hand-Laid Brick

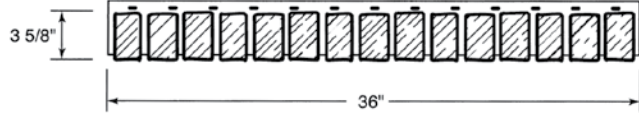


Carton weight: 12 lbs.; 10/Ctn.  
 Approx. linear ft. per carton: 30

## Ledge

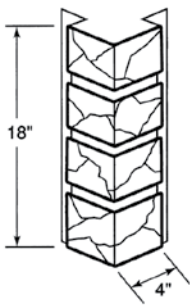


Carton weight: 10 lbs.; 10/Ctn.  
 Approx. linear ft. per carton: 26.75

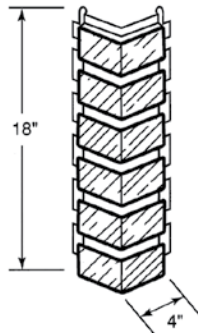


Carton weight: 12 lbs.; 10/Ctn.  
 Approx. linear ft. per carton: 30

## Corners (90° Outside Corner)



Carton weight: 11 lbs.;  
 10/Ctn; Lin. Ft./Ctn.: 15



Carton weight: 10 lbs.;  
 10/Ctn; Lin. Ft./Ctn.: 15

## Universal Starter Strip

Galvanized Steel  
 Length: 10'  
 Linear Feet: 250  
 Carton weight: 39 lbs.; 25/Ctn.

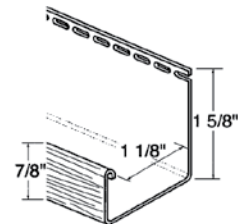


Carton weight: 39 lbs.  
 Approx. linear ft. per carton: 30

**0200455**

## J-Channel

Matte Vinyl; 1 1/8" Opening  
 Length: 12' 6"  
 Linear Feet: 275  
 Carton weight: 38 lbs.; 40/Ctn.



**0200461**

## Mortar Fill Caulk

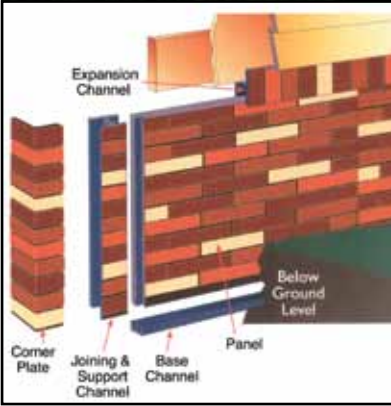


Cement gray caulk matches "mortar." Average job generally requires two tubes. Siliconized acrylic sealant repairs cracks in brick, mortar and any other cementitious surface. Mortar Seal is a flexible, weather resistant material that cures to a cement-like color. Can be cleaned with soap and water.

**0200480** 12/Ctn; Carton weight: 17 lbs.; Color: Mortar Line Gray

# R-COTEK

## BRICK, STUCCO AND STONE



Brown Brick



Gray Stone



Stucco

- ✓ Attractive, durable textured finishes
- ✓ 1-1/8" EPS foam panels are coated with SpaceGuard, a Class "A" fire rated masonry coating, installed with a self-supporting matching steel framework.
- ✓ Any home looks custom built
- ✓ Insulating: R-5 value
- ✓ Light weight
- ✓ Blow-out resistant
- ✓ Maintenance free
- ✓ Field and lab tested





### Steps

See page A-30 for matching steps.

### Automatic Foundation Vents

*Saves energy!*



**0421280** Black Vent  
**0421281** Gray Vent  
**0421282** Brown Vent  
**0421283** White Vent

Brown Brick	30"	
Panels	0202051	
Corner Plates	0202060	
Join Support Channels	0202056	
Access Posts	0202045	
48" Expansion Channel	0202054	
12' Base Channel	0202041	
Gray Stone	30"	48"
Panels	0202030	0202032
Corner Plates	0202038	0202040
Join Support Channels	0202035	0202070
Access Posts	0202044	0202042
48" Expansion Channel	0202033	
12' Base Channel	0202041	
Stucco	24"	30"
Panels	0202015	0202016
Corner Plates	0202023	0202024
Join Support Channels	0202020	0202021
Access Posts	0202047	0202048
48" Expansion Channel	0202019	
12' Base Channel	0202041	

*\*Not Stocked at All Locations.*

# STONE SKIRT™

"The Ultimate Skirting"

the flexibility  
of skirting

the durability  
of perimeter  
foundations

the attractiveness  
of stone



**STONE SKIRT™**  
"The Ultimate Skirting"

**0201301 & 0201341**  
**StoneSkirt Unit**  
6 panel solid concrete  
perimeter block - sandstone



**0201344 Sill Block**  
16" x 4" x 4" - sandstone



**0201306 I-Beam**  
Aluminum I-Beam



**0201307**  
**Frame Bracket**  
Galvanized metal  
frame bracket secures  
StoneSkirt columns to  
the home



**0201310**  
**Angle Iron**  
Another method to  
support StoneSkirt  
columns



**0201332**  
**Concrete Adhesive**  
29 oz



- 0201301** Sandstone 24" x 8" x 2.5" Six-Panel Block Unit
- 0201341** Sandstone 16" x 8" x 2.5" Six-Panel Block Unit
- 0201344** Sandstone 16" x 4" x 4" Sill Block
- 0201306** Aluminum I-Beam
- 0201307** Frame Bracket or L Bracket
- 0201309** Base Block
- 0201310** Angle Iron
- 0201311** Manual Damper Vent, Brown
- 0201318** 24" x 24" Access Panel, Gray
- 0201320** 32" x 24" Access Panel, Gray
- 0201336** 32" x 24" Metal Access Panel, Gray
- 0201332** Concrete Adhesive 29 oz.

*\*Not Stocked at All Locations.*

## Access Panel

**0201320** Gray Access  
Panel, 32" x 24"



## Manual Damper Vent

**0201311** Vent, Brown



Outdoor  
Improvements

Anchors &  
Set-Up Material

Doors &  
Windows

Coatings &  
Cleaners

Appliances

Tools &  
Hardware

Carpet &  
Flooring

Electrical

Plumbing

Towing &  
Safety

Heating &  
Cooling

# CertainTeed Fiber Cement Skirting System

The look of textured stucco with the ease of skirting panels



## CertainTeed Skirting Parts

- |                                  |   |
|----------------------------------|---|
| <b>0200410</b> Panel 4' x 4'     | <b>0200404</b> Outside Corner Post        |
| <b>0200407</b> Panel 4' x 8'     | <b>0201066</b> Hardware Kit               |
| <b>0200401</b> Grd Channel, Gray | <b>0262635</b> Screw 8" x 1-1/4" /500 Box |
| <b>0200406</b> H-Channel, Gray   |   |

**Top Trim Mount: 11' 7.25"L**

**Top Trim Front: 11' 7.25"L**

- |                            |                            |
|----------------------------|----------------------------|
| <b>0200620</b> White       | <b>0200609</b> White       |
| <b>0200621</b> Pebblestone | <b>0200610</b> Pebblestone |
| <b>0200622</b> Gray        | <b>0200611</b> Gray        |
| <b>0200623</b> Sand        | <b>0200612</b> Sand        |
| <b>0200624</b> Cameo       | <b>0200613</b> Cameo       |

## CertainTeed Outperforms the Competition!

**Exclusive DuraPress®** embossing ensures product thickness consistency and authentic grains and textures, panel to panel, lot to lot.

**Superior resistance to damaging moisture -- no delamination ever.** 60% higher interlaminar bond strength versus the competition means no delamination guaranteed!

**Proven highest durability.** Fracture/brittleness tests prove it.

**CertainTeed's exclusive precure chamber stops chalking.**

**FiberTect™ Sealant saves money** because it penetrates into and bonds with Fiber Cement. Once the board is sealed, it requires 15% less paint than competitive panels.

**The longest paint "window" means greatest job site flexibility** - 24 months before a finish must be applied -- versus just the six months allowed by competitive siding manufacturers.

**Excellent safety from fire and wood-boring insects.** Class 1 (A) fire rating and are impervious to wood-boring insects like termites.

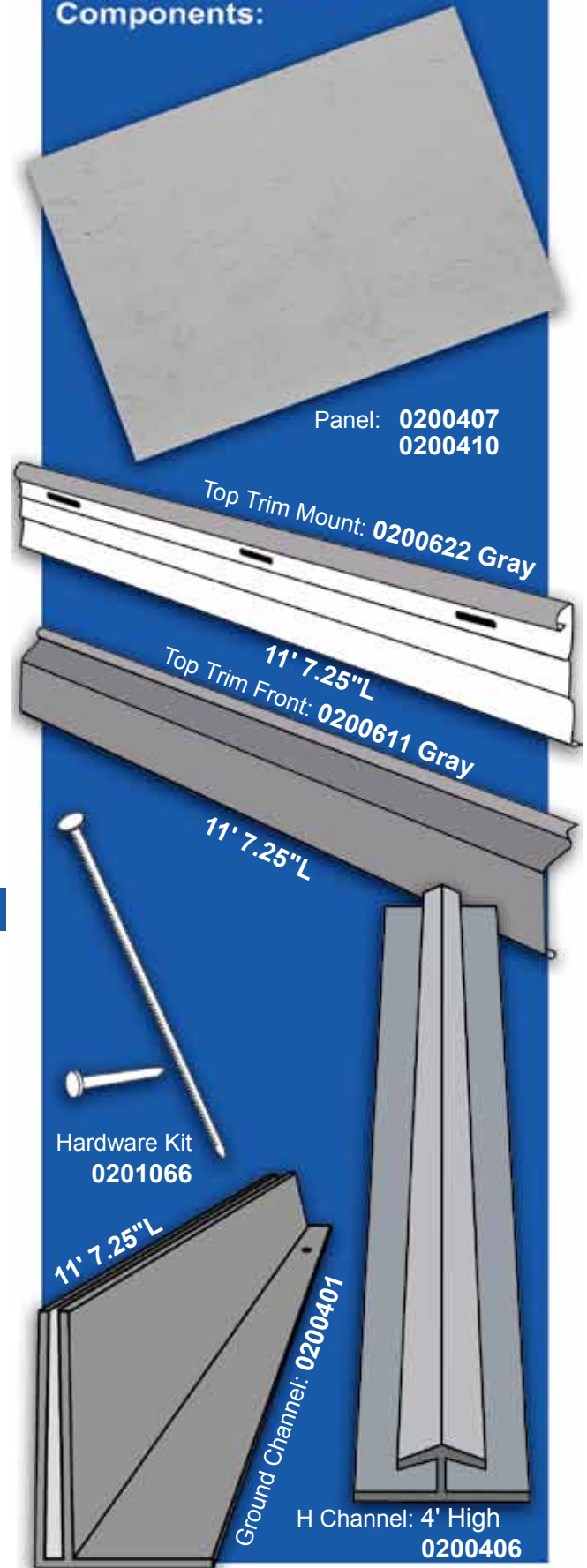
**Peace of mind with a solid warranty.** 50-year limited transferable warranty. And with CertainTeed's exclusive SureStart warranty protection, 100% of material and labors are covered during the SureStart period. (50-year warranty applies only if the product is installed according to installation instructions.)

## CertainTeed Banner

- 2' x 3' banner.
- **0265735**

Ask About Our  
**CertainTeed**  
Skirting

## CertainTeed Components:



See vents on page A-17



*Introducing one of the latest innovations in foundation systems!*



Item ID	Item Description	Size	Color
0200700	Rapid Wall Panel	4 x 12	white
0200701	Rapid Wall Trim Kit w/hardware		white
0200702	Rapid Wall Front Rail		white
0200703	Rapid Wall Ground Rail		white
0200704	Rapid Wall Back Rail		white
0200708	Rapid Wall Panel	4 x 12	gray
0200709	Rapid Wall Trim Kit w/hardware		gray
0200710	Rapid Wall Front Rail		gray
0200711	Rapid Wall Ground Rail		gray
0200712	Rapid Wall Back Rail		gray
0200716	Rapid Wall Panel	4 x 12	almond
0200717	Rapid Wall Trim Kit w/hardware		almond
0200718	Rapid Wall Front Rail		almond
0200719	Rapid Wall Ground Rail		almond
0200720	Rapid Wall Back Rail		almond
0201072	Hardware F/ Rapid Wall Skirting		N/A

- 1 Clean Concrete Foundation Like Appearance.**
- 2 Installs like traditional vinyl skirting. No special training required.**
- 3 4 ft. wide panels mean fast installation.**
- 4 EPS foam backing gives the panel R8 insulating value.**
- 5 Foam backing stiffens the panel and can be installed without framework in most cases.**
- 6 No special tools required for installation.**

See vents on page A-17

### Rapid Wall Calculation Chart

Skirting Panels Required										
Typical Home Size	14 x 70	14 x 80	16 x 70	16 x 80	24 x 60	24 x 65	24 x 70	28 x 65	28 x 70	32 x 70
Linear Feet Less Hitch	160	180	164	184	160	170	180	178	188	196
To 24 Inches	7	8	7	8	7	8	8	8	8	9
To 28 Inches	8	9	9	10	8	9	9	9	10	10
To 36 Inches	10	12	11	12	10	11	12	12	12	13
Trim Parts										
Top Front Rail	14	15	14	16	14	15	15	15	16	17
Top Back Rail	14	15	14	16	14	15	15	15	16	17
Ground Channel	14	15	14	16	14	15	15	15	16	17
Min # of Vents Required	10	10	10	10	12	12	14	14	16	18

# The PolyWall



- ✓ Designed for backfill application
- ✓ Green Friendly - Made of 100% recycled composite materials.
- ✓ Easy Installation – saves time and labor when compared to block.
- ✓ Stronger, lighter & more durable than concrete
- ✓ No complicated rail system to install
- ✓ Self-supporting structural wall
- ✓ Paintable
- ✓ Light weight – saves on shipping and handling
- ✓ UV stable
- ✓ Easy installation of vents
- ✓ Multiple types of access doors can be used

\*The PolyWall can allow a customized look to your home. Whether you prefer stucco, faux brick, or a simple latex paint application, the PolyWall system provides a solid surface for your desired application.

<sup>1</sup>Factor of safety of 3.0 applied to ultimate loads. Suitability of factor of safety for any specific purpose shall be reviewed and accepted by a registered design professional.





Allowable Loads <sup>1</sup>			
	Axial Strength (plf)	Transverse Strength (psf)	Transverse Stiffness (psf/in)
48" W x 40" H x 2" D	1877	48.7	37.3



- 0204019** Hardware Kit
- 0204020** Wall Panel  
48" W x 40" H x 2" D
- 0204021** Corner  
4" W x 40" H x 4" D

# Rock Face Panels

Good-looking, cost-effective and practical. Formed of durable, deep-stamped galvanized metal that deflects wind, helps reduce heat loss and keeps your under-home storage areas dry and clean. Easy and quick to install, virtually maintenance free! Lightweight, 28" x 59" panels may be installed with screws on a simple wooden frame. If, at a later time, your home is to be moved, just unfasten the panels and take them with you.



**0202200** 28" x 59"  
See vents on page A-17

Outdoor Improvements

Anchors & Set-Up Material

Doors & Windows

Coatings & Cleaners

Appliances

Tools & Hardware

Carpet & Flooring

Electrical

Plumbing

Towing & Safety

Heating & Cooling



# Amerimax


BUILDING PRODUCTS, INC.

Not Stocked At All Locations

## Steel Panels

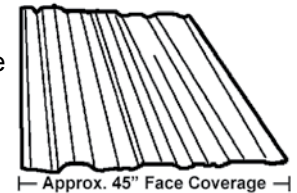
36" x 96"; Approx. 34" Face Coverage

- 0207804** Colonial White
- 0207806** White
- 0207809** Rich Brown



## Aluminum Siding Panels

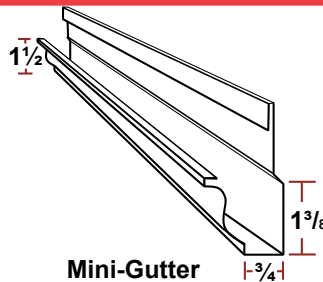
- 0207844** 48" x 96" Colonial White
- 0207845** 48" x 96" White



## Mini Gutter

14' Long

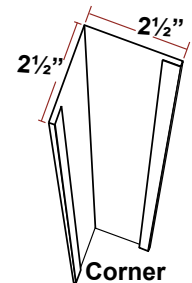
- 0207812** Colonial White
- 0207822** White
- 0207813** Rich Brown



## Outside Corner

96"; cedar embossed hem.

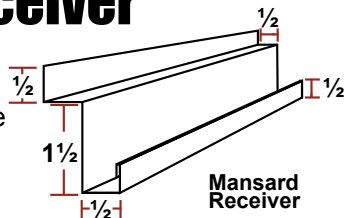
- 0207821** Colonial White
- 0207825** White
- 0207823** Rich Brown



## Mansard Receiver

14' Long

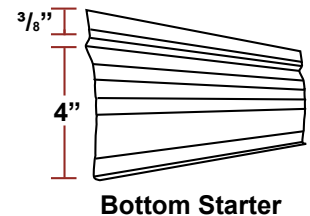
- 0207818** Colonial White
- 0207828** White
- 0207819** Rich Brown



## Bottom Starter

14' Long

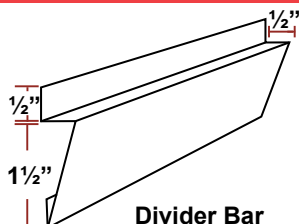
- 0207810** Colonial White
- 0207820** White
- 0207811** Rich Brown



## Divider Bar

14' Long

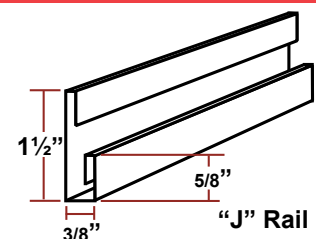
- 0207814** Colonial White
- 0207824** White
- 0207815** Rich Brown



## J-Rail

12' Long

- 0207816** Colonial White
- 0207826** White





## Premium Dutch Lap Vinyl Siding

A home could be the largest investment many people will make. With that being said, it is important for the home owner to invest in products that will preserve the appearance of the home. Adding Elixir vinyl siding is just the product for that task. Our vinyl will help maintain that needed "curb appeal" and will also help protect the value of the homeowner's investment.

Produced in Tuscumbia, Alabama - our vinyl siding is held up to the most ardent quality standards. Our siding product is engineered for longevity and carries a 50 year warranty. It won't dent, rust, peel, chip, fade, blister, pit, or warp. Elixir vinyl siding is virtually maintenance free.

	White	Clay	Gray
D4.5 Dutchlap Siding	<b>0207951</b>	<b>0207952</b>	<b>0207953</b>
1/2" J-Channel	<b>0207960</b>	<b>0207961</b>	<b>0207962</b>
3/4" J-Channel	<b>0207967</b>	<b>0207968</b>	<b>0207969</b>
Outside Corner, 10'	<b>0207957</b>	<b>0207958</b>	<b>0207956</b>
D5 Soffit, Vented	<b>0207971</b>		
D5 Soffit, Solid	<b>0207972</b>		
Window Door Trim, 8'	<b>0207955</b>		
Vinyl Starter Strip	<b>0207975</b>		
PVC Trim Coil	<b>0207976</b>		
Utility Trim	<b>0207977</b>		

*Not Stocked At All Locations*



### Dutch Lap Siding Advantages

- Integrated Panel Locking System**  
Allows for secure no-hassle panel joining
- Deep Embossing**  
A deep embossing provides for a uniform and rich texture
- Sturdy Wall Thickness**
- Generous Lap Height**
- Consistent Color**  
Available in 100% virgin vinyl uniform color throughout
- Soffit and Accessories Available**




## The Sider

Quickly and accurately replaces chalk lines, squares and straight edges. Fits in pocket, only 4".

Use it as a scribe or square to mark or score precise lines...  
or

Go straight to cutting with your utility knife in the precisely marked 1/8" holes.

0381003



**Save up to 3 hours on every job!**



## Pro Snap-Lock Punch Tool

For vinyl only; 1/2" throat depth. Produces wider, more secure locking tab projections.

0380105



## SideSwiper®

*Saves time!*

Unique offset design makes work more accessible so you can work faster and safer. Wider body and comfortable vinyl-grip handle conforms to your hand, protects knuckles and gives you greater leverage and control when replacing siding panels. Durable one-piece, spring steel construction is virtually indestructible. 6/Ctn.

0381002



### Using the SideSwiper



Wedge tip under the bottom end of overlapping panel and hook on the back lip of buttlock in one easy motion.

Pull downward on SideSwiper's® handle and slide row of siding panel to disengage lock and expose nail row of sliding panel to be replaced.

Use in the same manner to install replacement panel.

## Metal Shears

Drop-forged, heavy duty, 12-3/4" long.

0381004



## Snap-Lock Punch Tool

For vinyl and aluminum; 3/8" throat depth.

0380104



## Aluminum Handled Snips

New design! Handle gives strength of steel with only half the weight. Straight cuts through the hardest sheet metal (even seams) and vinyl. Long-life pressure fit inset steel blades are easy to replace and extended tips reach all the way into corners. Larger handle loops accommodate gloves. 3" cut, weighs only 1 lb., 12" long.

0381012 M12N Snips

0381014 Rpl. Blade for M12N Snips



Specifications Subject to Change without Notice

Colors are only approximations. See your sales rep for actual samples.

A-16

Outdoor  
Improvements

Anchors &  
Set-Up Material

Doors &  
Windows

Coatings &  
Cleaners

Appliances

Tools &  
Hardware

Carpet &  
Flooring

Electrical

Plumbing

Towing &  
Safety

Heating &  
Cooling

## PolyClip

PolyVulc has pioneered the way for skirting attachments with the new PolyClip.



- **Durable**
- **Doesn't Degrade**
- **Made from 100% Recycled Materials**
- **Easily Attaches to the Rim Joist of House**

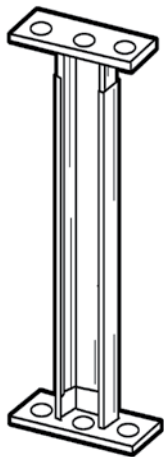
Item #	Description
0201075	PolyClips®, Bag of 50
<b>Additional Supplies Needed</b>	
0380108	5/32" Drill Bit For Steel, Pk Of 12
0390608	6" Bit Holder
0263050	1/2" Sheet Metal Screws, Box of 500
0263102	1" Sheet Metal Screws, Box of 500
0263043	3/4" Self Tap Screws, Box of 100

Used for installation of skirting to vinyl sided houses to comply with HUD Code 3285.

Innovation Through Recycling  
100% Recycled Materials



## Adjustable Skirting Studs



- ◆ Fast and easy installation
- ◆ Works in a variety of positions
- ◆ Adjusts to proper height in seconds
- ◆ No sawing, measuring or toe nailing
- ◆ Automatically adjusts to freeze & thaw
- ◆ Prevents blow-offs
- ◆ Made of durable galvanized steel

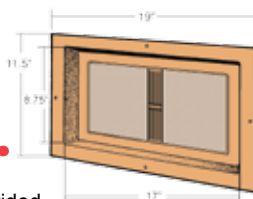
Adjustable bracing support behind vinyl skirting. The top of the stud attaches to the rim of the home, while the bottom attaches to the ground with spikes or rebar. Design allows panels to be attached directly to the studs, which adjust with any ground movement.

- 0200825** Stud 24" - 40"  
**0200826** Stud 40" - 72"

## Vent with Adjustable Damper

Provides 72 sq. in. of air flow

**0201137** Deluxe Vent w/Damper, Black



**NOTE:** To determine the number of vents needed: square footage divided by 150 = number of vents needed.

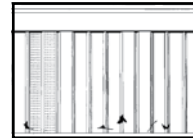
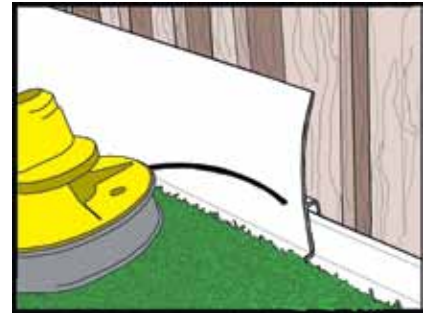
## Open Vent

Provides 72 sq. in. of air flow

- 0201125** Universal Vent, Black  
**0201108** Universal Vent, Sand



## Skirt-Guard



**From this... to this... in a snap!**

Snaps right on to existing bottom track to hide and/or protect from string trimmer damage. UV protected vinyl is thicker and smoother than ordinary skirting with no edges for trimmer to catch on; even butt joints are smooth. Hides damage up to 4" high. Can be trimmed to bend to both outside and inside corners. Patented design keeps top edge snug -- will not blow out or collect debris. White color only.

**0200900** 7' Sections; 30/Box

## Automatic Foundation Vents

*Saves energy!*



- Automatically opens at 70°, closes at 40°
- Bi-metal coil fully enclosed in patented protection
- High-density thermo plastic construction
- Stainless steel and corrosion resistant metal parts
- Heavy-duty aluminum mesh screen in front and back
- Fits standard 8" x 16" vent openings
- Limited lifetime warranty
- 65 sq. in. net free area

**0421280** Black  
**0421282** Brown


**0421281** Gray  
**0421283** White



**ELIXIR**  
INDUSTRIES  
SINCE 1948



Frame and door fit securely into wall, and access is equally well designed.



Just pull door open at the top and lift out of frame. When finished replace and lock door for complete security.



## Elixir Crawlspace Doors

It's important to have access to the crawlspace under the home on a regular basis for:

- ◆ Plumbing Repair
- ◆ Insect and Vermin Inspection
- ◆ Standing Water Awareness
- ◆ Insulation Maintenance

The crawlspace doors currently on the market tend to rust, which not only causes an eyesore, it prevents the latches and hinges from functioning.

The new Elixir Crawlspace Doors and surround are made of sturdy aluminum, so they never rust. The core of the door can be removed from the frame to aid in accessing the crawlspace, while light enough to make the job easy.

The latching system is simple, yet effective, and allows the option of padlocking the door for security and safety. Installers and suppliers love this product and so will you!

## Quality Homes Demand a Quality Crawlspace Door

### Elixir Crawlspace Doors Feature:

- ◆ Rust Resistant Construction
- ◆ Removable Door for Easy Access
- ◆ Security from Intruders and Vermin
- ◆ Can be Mounted Flush or Recessed
- ◆ Aesthetically Appealing
- ◆ Safe and Easy to Handle
- ◆ Energy Efficiency

Elixir Crawlspace Doors	
Item #	Dimensions
0212300	24"W x 24"H
0212301	32"W x 24"H
0212302	32"W x 32"H

Special sizes available upon request.



Outdoor Improvements

Anchors & Set-Up Material

Doors & Windows

Coatings & Cleaners

Appliances

Tools & Hardware

Carpet & Flooring

Electrical

Plumbing

Towing & Safety

Heating & Cooling



**Crawl Space Door Systems**  
INCORPORATED

## Plastic – No Rust or Rot Crawlspace Doors & Vents for Homes (New Construction & Replacement)

Easy Access • Modular Use • Can Be Painted

Removable cover, louver and screen



### Flood Vents:

Certified To Meet FEMA Flood Zone Requirements  
Increased Net Free Air Size Save Money On Flood Insurance!

Item No.	Opening Sizes	Non Eng.	Eng.	Net-Free Air
0212310	12" X 20"	240	380	220
0212311	12" X 32"	384	610	353
0212312	16" X 16"	256	410	235
0212313	16" X 24"	384	610	353
0212314	16" X 32"	512	810	471
0212315	20" X 32"	640	1,020	589
0212316	24" X 24"	576	920	530
0212317	24" X 36"	864	1,380	795

**Air Vents Reduce: Moisture, Mold, Radon & Odors  
Increased Net Free Air Size & Fewer Vents are Required!**



Constructed of tough ABS material, will not rot, dent, rattle, tear or fade. Side-ventilated to prevent heat build-up and wind resistance. Pre-drilled and pre-finished, all hardware included for easy installation. Maintenance free – just clean off with a garden hose. Available in white, brown or blue, can be painted.

**To Order:**

Measure width of door or window, including trim and molding. Select the next larger size.

## WeatherBest Awnings



### Awnings

(Drop 24", Projection 24")

**0207725** 36"  
**0207726** 42"  
**0207727** 48"

### Door Canopies

(Drop 16", Projection 39-3/4")

**0207730** 63"

## All Aluminum Door Canopy



Available in white canopy with white, tan or brown fascia. Made of durable aluminum with snow-white baked enamel finish, complete with rain gutter.

**0207750** 40" x 48" w/White Fascia

**0207752** 40" x 60" w/White Fascia

Special Order 40" x 48" w/Tan Fascia

Special Order 40" x 60" w/Tan Fascia



## Weatherbest Window Shutters

Molded shutters of high-impact polystyrene with realistic woodgrain texture. KORAD® finish will not crack, peel or chip. Sold boxed as a pair.\*



*Not Stocked at All Locations  
 Other Colors & Sizes Available  
 By Special Order*

**9" x 27.5"**

**0207600** Brown  
**0207601** Black  
**0207602** White  
**0207603** Green

**9" x 53"**

**0207610** Brown  
**0207611** Black  
**0207612** White  
**0207613** Green

**9" x 41"**

**0207605** Brown  
**0207606** Black  
**0207607** White  
**0207608** Green

**12" x 31"**

**0207615** Brown  
**0207616** Black  
**0207617** White  
**0207618** Green

**12" x 55"**

**0207620** Brown  
**0207621** Black  
**0207622** White  
**0207623** Green

**12" x 63"**

**0207625** Brown  
**0207626** Black  
**0207627** White  
**0207628** Green

**15" x 31"**

**0207630** Brown  
**0207631** Black  
**0207632** White  
**0207633** Green

**15" x 55"**

**0207635** Brown  
**0207636** Black  
**0207637** White  
**0207638** Green

**15" x 63"**

**0207640** Brown  
**0207641** Black  
**0207642** White  
**0207643** Green



# MASON CORPORATION

## Preserve Your Investment...

Provide shelter from rain, hail, snow and blistering heat. Year round protection is available at a reasonable cost to you. Covers are custom fabricated to suit your needs at a price to fit your budget.



- **Versatility**
- **Low-maintenance**
- **Quality materials**
- **Standard or Custom Units**
- **Wind & Snow Load Engineering**

MASON CANOPIES ARE FULLY ENGINEERED TO COMPLY WITH ALL BUILDING CODES.

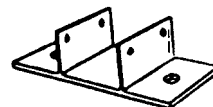
### 16" W Panel Unit

- 0207100** 8x16 Top only (.019 aluminum)
- 0207101** 8x16 with three 10' aluminum posts (.019 aluminum)
- 0207102** 10x20 Top only (.025 aluminum)
- 0207103** 10x20 with three 10' aluminum posts (.025 aluminum)
- 0207104** 12x20 Top only (.032 aluminum)
- 0207105** 12x20 with three 10' aluminum posts (.032 aluminum)

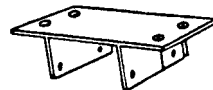
### 12" Flat Panel (Riser Pan)

- 0207110** 8x16 Top only (.024 aluminum)
- 0207112** 8x16 with three 10' aluminum posts (.024 aluminum)
- 0207113** 10x20 Top only (.032 aluminum)
- 0207114** 10x20 with three 10' aluminum posts (.032 aluminum)
- 0207115** 12x20 Top only (.032 aluminum)
- 0207116** 12x20 with three 10' aluminum posts (.032 aluminum)


**0207120** Bottom Bracket f/3" Post (for concrete)



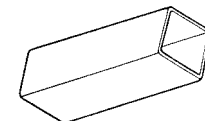
**0207121** Bottom Bracket f/3" Post (for wood)




**0207122** Down Spout 2"x3"x10' White




**0207123** Column 3"x8" Square, White, Aluminum (.078" extruded)



**0207124** 10' - Flat, Ornamental, Aluminum .060" extruded, White



**0207125** 10' - One-Half Flat, Ornamental, Aluminum (.060" extruded), White



## Add Beautiful Space for Outdoor Entertaining...

All roof components are made from aluminum or steel, custom cut to the exact size you need. They're rugged, weathertight, and feature a baked-on polyester finish which requires little maintenance.

## Window & Entrance Awnings



Custom-manufactured to add beauty and privacy. Saves energy by keeping home cooler in the summer.

- Constructed of aluminum components, maintenance-free
  - Standard roll form available in white, brown or tan
  - Step-down style available in a wide variety of colors
  - Factory pre-assembled for easy installation
  - Standard with all hardware necessary for installation
  - All aluminum support columns available in white, brown, black or tan
  - Scallop available on closed end awnings in a wide variety of colors.
- Special Order Only**

## Patio Covers



- Designed and engineered for maximum strength using aluminum components
- Baked-on enamel finish for care-free maintenance
- Ridged roll-form outer frame with integrated gutter system
- Standard with all necessary installation hardware

### Available Options:

- W-Pan, Flat Pan, 3" or 4" insulated
  - Color-matched downspouts
  - Heavy-duty aluminum columns available (scrolled, standard, 3" fluted, 3" heavy wall, rose or oak)
  - Self-mating beams can be used for increased span and rigidity
- 0207704** 10' x 20' White (Includes Posts and Down spouts)  
Other sizes available by special order.


## Galvanized Roofing

Replace the complete roof. Best certified steel, .125 mil thick.

**Special Order Only**  
**0207505 Galvanized Roofing**

**A-21** Colors are only approximations. See your sales rep for actual samples.

## Adjustable Window Awnings



White baked-on enamel finish

- 0207801** White 36" Width-30" Projection
- 0207802** White 48" Width-30" Projection
- 0207803** White 40" Width-40" Projection



Specifications Subject to Change without Notice



Enclosures

## Enclosures

- All aluminum sturdy construction frame work
- Baked-on enamel finish for care-free maintenance
- Available in 2" non-insulated, 2" poly-core or 4" insulated
- Kit form or pre-built
- Available in choice of tan or white
- Many options available to custom design your enclosure to meet your special project needs
- Standard with all necessary installation hardware
- Enclosure walls are available with aluminum, vinyl or optional OSB to be custom finished

**Special Order Only**

*\*Please note:*

*Special orders are manufactured to your specifications, so the final product may not look exactly like the pictures shown here.*

## Screen Rooms

- All aluminum sturdy construction
- Baked-on enamel finish for care-free maintenance
- Available in choice of white or tan
- Aluminum non-insulated kick panel standard
- 2" poly-core kick panel available with aluminum, vinyl or optional OSB to be custom finished
- Many options available to custom design your screen room to meet your special project needs
- Standard with all necessary installation hardware

**Special Order Only**



Screened Room

*\*Please note:*

*Special orders are manufactured to your specifications, so the final product may not look exactly like the pictures shown here.*



Attached single car carport



Attached double car carport

## Attached and Free-standing Carports

- Designed and engineered for maximum strength using aluminum components
- Ridged roll-form outer frame with integrated gutter system
- Permanent baked-on enamel finish
- Standard with all necessary installation hardware

### Available Options:

- W-Pan, Flat Pan, 3" or 4" insulated
- Color-matched downspouts
- Heavy-duty aluminum columns available (scrolled, standard, 3" fluted, rose, oak or 3" heavy wall for free-standing applications)
- Self-mating beams can be used for increased span and rigidity

### Special Order Only

*\*Please note:  
Special orders are manufactured to your specifications, so the final product may not look exactly like the pictures shown here.*

## Insulated Over-Roofs



**SUN HAVEN** over-roofs eliminate summer heat build-up, winter heat loss, constant recoating, unsightly water streaks, expansion leaks, condensation in roof and noises caused by weather.

- Constructed with .024 aluminum panels
- Manufactured to fit any structure
- Includes installation hardware
- All maintenance-free aluminum components

### Special Order Only



### Sheds

SUN HAVEN sheds are available with a flat roof (pictured) or with poly-core gable roof.

- Available in custom sizes to fit any need
- Designed and engineered for maximum strength using maintenance-free aluminum components
- Permanent baked-on enamel finish
- Standard with all necessary installation hardware
- Walls are pre-assembled for simple installation

**Special Order Only**



Shed

### Railings

- Manufactured with all aluminum components with a powder coat finish
- Available in white, tan or black
- Standard and custom sizes up to 15 feet
- Railing sections are factory pre-assembled for easy installation
- Fully adjustable for slope or step applications

### Columns

- S-scroll, Rose and Oak (flat or corner) available in white, tan, black or brown
- 3" x 3" fluted available in tan and white
- 3" x 3" heavy wall available in white only
- Standard heights 8', 9' or 10' (custom heights available)



Railings & Columns

**Special Order Only**

*\*Please note:  
Special orders are manufactured to your specifications, so the final product may not look exactly like the pictures shown here.*

# Genova PRODUCTS



## Vinyl Hitch Hider

Attractive and clever way to hide hitches. All vinyl, maintenance-free. Makes lots more attractive too.



**0207850** 8'  
**0207851** 10'

6' available by special order.

# Sun-Tek Skylights


The Skylight Experts

- Leakproof design
- UV Protection
- Tough Polymer Panes
- Energy Efficient
- Anti-Fogging
- Easy Installation

Pre-punched flange, complete and ready to mount over roof opening. Can be installed on metal or sloped roofs. Minimum 3:12 pitch.

### Emerald Skylights


**0463000** 16" x 32"  
**0463004** 16" x 16"  
**0463005** 16" x 48"  
**0463001** 24" x 24"  
**0463002** 24" x 32"  
**0463006** 24" x 48"  
**0463007** 32" x 32"  
**0463003** 48" x 48"



**Emerald Skylight**

### Dome SD Skylights

**0463009** 16" x 24"  
**0463010** 16" x 32"  
**0463014** 16" x 16"  
**0463015** 16" x 48"  
**0463011** 24" x 24"  
**0463012** 24" x 32"  
**0463016** 24" x 48"  
**0463013** 48" x 48"



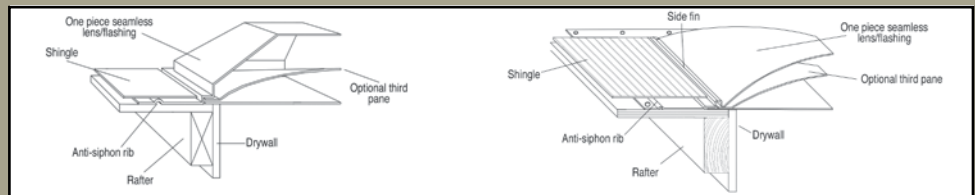
**Dome SD Skylight**

### Skylight Sealant

**0110390** Sealant

#### Options

- Multiple pans for maximum insulation
- Bronze polycarbonate for added sun control



## SWIFT Products, Ltd.

## Pre-Fabricated Brick Chimney Covers

Hides unsightly fireplace flue stacks and roof jacks giving a realistic brick chimney appearance.

Base unit comes standard as a 24" x 24" x 36" weighing only 35 lbs. with an optional 3 ft. extension, can stack to 9 ft. Developed by sandwiching lightweight polystyrene between durable 1/8" durable brick marble aggregate exterior and a strong no-rust aluminum inner framework will never fade or rust and takes just minutes to install. Box includes brick chimney panels, lid, flange, all mounting hardware and simple directions. Will outlast all traditional wood or vinyl covered flue pipes.

**0200200** Red Brick Cover w/all Mounting Hardware  
**0200201** Red Brick 36" Extension  
**0200205** Gray Brick Cover w/all Mounting Hardware

# Vinyl Fence in-a-box



**Tongue & Groove Privacy**  
6' h x 6' w



**Lattice Top Privacy Fence**  
6' h x 6' w



**Traditional Picket Fence**  
4' h x 8' w or 3' h x 6' w



**Classic Picket Fence**  
4' h x 8' w

## Vinyl Fence Post Tops



Gothic



Ball



New England



Bevel

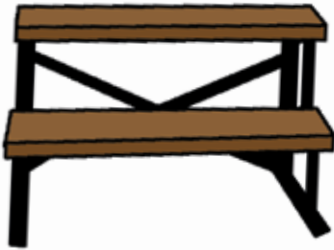
Each box contains detailed instructions and product to build one section of fence. You will need one Line Post for each section, End Posts for beginning and end runs, and Corner Posts to make 90° turns. Posts Available in 4' & 5'. Gates available in all styles. Special Order Only



# Pressure Treated Steps

These sturdy pine-treaded steps, attached to a super-strong, cross-braced metal frame, offer attractive access to any mobile home at an economical price. Step tread on the 29" wide step is 9-1/2" wide. On the 36" wide step, the tread is 11-1/2" wide.

## Two Step



**0350901** 18" H; 12/Ctn.  
**0350902** Hand Rail; 5/Ctn.

## Three Step




**0351001** 26" H x 29" W; 12/Ctn.  
**0351002** Rail for **0351001**; 5/Ctn.  
**0351005** 26" H x 36" W  
**0351006** Rail for **0351005**

## Four Step



**0351101** 34" H x 29" W  
**0351004** Rail for 29" 4 Step; 5/Ctn.  
**0351007** 34" H x 36" W; 12/Ctn.\*  
**0351008** Rail for 36" 4 Step  
*\*The 36" wide not available at all locations.*

## Steps with Half Platform & Rail



Two steps with the third step being a 19" x 29" half platform with rail for safety.

**0351050** 10/Ctn.

Three steps with the fourth step being a 19" x 29" half platform with rail for safety.


**0351052** 10/Ctn.



Platform and rail attaches easily to steps for an attractive addition.

**0351056** 19" D x 29" W for 4-Step  
**0351057** 24" D x 36" W for 3-Step  
**0351058** 24" D x 36" W for 4-Step  
**0351055** 19" D x 29" W for 3-Step

## Half Platform & Rail Kit



*(Shown with three step: NOT included)*

# BLACK POWDER COATED ALUMINUM RAILS

**Now Available**



HOME PRIDE

- **Wrought-iron look at an affordable price.**
- **Give your customers more options.**
- **Available in BOCA rails only.**



*The beauty of wrought-iron at an affordable price.*

H = Height of Step  
 D = Depth of Top Landing  
 W = Width of Step  
**BOCA Rail = Meets BOCA Code**

Standard Step Sizes (Enclosed Back)			For use with these Black Powder rails:	
Sand Steps	White Steps	Description H = Height; D = Depth; W = Width	Powder Coat BOCA (black) Side Rail	Powder Coat BOCA (black) Back Rail
0352291	0351291	2-Step 16"H x 38"D x 38"W	0351087	0351069
0352053	0350053	3-Step 24"H x 38"D x 38"W	0351067	0351069
0352052	0350052	4-Step 28"H x 38"D x 38"W	0351085	0351069
0352057	0350057	4-Step 32"H x 38"D x 48"W	0351086	0351154
0352061	0350061	5-Step 36"H x 38"D x 48"W	0351161	0351154
	0350062	5-Step 40"H x 38"D x 48"W	0351163	0351154
Economy Step Sizes				
0352333	0351333	3-Step 24"H x 20"D x 34"W		
0352318	0351318	4-Step 28"H x 20"D x 34"W		
0352321	0351321	4-Step 32"H x 20"D x 34"W	0351160	



# HOME PRIDE

## Fiberglass Steps



- Steps constructed of heavy-duty treated plywood and 2 x 4's designed to last decades even under heavy water contact.
- Deep-penetrating treatment protects all exterior and interior wood against rotting, warping and other decay.
- Grooved nails give superior strength in key bracing areas.
- Fiberglass and resin exterior coating provides strength and durability.
- White or sand exterior with special "Black Buckshot" finish for added visual appeal.
- Slip-resistant texture on all treads and landings for additional safety.

Standard Step Sizes (Enclosed Back)				For use with these rails:			
Sand Steps	White Steps	Description H = Height; D = Depth; W = Width		Side Rail	BOCA Side Rail	Standard Back Rail	BOCA Back Rail
0352291	0351291	2-Step	15.5"H x 38"D x 38"W	0351292	0350087	0351357	0350069
0352054	0350054	3-Step	23.25"H x 24"D x 38"W	0351348	0350068	0351357	0350069
0352053	0350053	3-Step	23.25"H x 38"D x 38"W	0351342	0350067	0351357	0350069
	0350055	3-Step	23.25"H x 38"D x 48"W	0351342	0350067	0351354	0350154
0352056	0350056	4-Step	28"H x 24"D x 38"W	0350078	0350158	0351357	0350069
0352052	0350052	4-Step	27.5"H x 38"D x 38"W	0350075	0350085	0351357	0350069
0352063	0350063	4-Step	27.5"H x 38"D x 48"W	0350075	0350085	0351354	0350154
0352058	0350058	4-Step	32"H x 24"D x 38"W	0351366	0350159	0351357	0350069
0352059	0350059	4-Step	31"H x 38"D x 38"W	0351365	0350086	0351357	0350069
0352057	0350057	4-Step	31"H x 38"D x 48"W	0351365	0350086	0351354	0350154
0352180	0350180	5-Step	36"H x 38"D x 38"W	0350190	0350161	0351357	0350069
0352061	0350061	5-Step	35"H x 38"D x 48"W	0350190	0350161	0351354	0350154
0352050	0350050	5-Step	40"H x 24"D x 38"W	0351367	0350162	0351357	0350069
0352051	0350051	5-Step	38.75"H x 38"D x 38"W	0351368	0350163	0351357	0350069
	0350062	5-Step	38.75"H x 38"D x 48"W	0351368	0350163	0351354	0350154
0352047	0350047	6-Step	46.5"H x 38"D x 38"W		0350168	0351357	0350069
	0350046	6-Step	46.5"H x 38"D x 48"W		0350168	0351354	0350154
Economy Step Sizes							
0352290	0351290	2-Step	15.5"H x 38"D x 38"W	0351292	0350087	0351357	0350069
0352333	0351333	3-Step	24"H x 20"D x 34"W	0351369	0350150		
0352318	0351318	4-Step	28"H x 20"D x 34"W	0351370	0350090	0351360	
0352303	0351303	4-Step	28"H x 24"D x 38"W	0350078	0350158	0351357	0350069
	0351300	4-Step	27.5"H x 38"D x 38"W	0350075	0350085	0351357	0350069
0352321	0351321	4-Step	32"H x 20"D x 34"W	0351351	0350152	0351360	
0352312	0351312	4-Step	32"H x 24"D x 38"W	0351366	0350159	0351357	0350069
0352315	0351315	4-Step	31"H x 38"D x 38"W	0351365	0350086	0351357	0350069
0352327	0351327	4-Step	31"H x 38"D x 48"W	0351365	0350086	0351354	0350154
	0351328	4-Step	35"H x 24"D x 34"W	0351352	0350084		
0351326		5-Step	36"H x 24"D x 38"W	0350165		0351357	
0352325	0351325	5-Step	35"H x 38"D x 48"W	0350190	0350161	0351354	0350154
0352339	0351339	5-Step	40"H x 24"D x 38"W	0351367	0350162	0351357	0350069
0352324	0351324	5-Step	38.75"H x 38"D x 38"W	0351368	0350163	0351357	0350069
0352340	0351340	5-Step	38.75"H x 38"D x 48"W	0351368	0350163	0351354	0350154

H = Height of Step   D = Depth of Top Landing   W = Width of Step   BOCA Rail = Meets BOCA Code



The perfect stair system for all installations old or new. Not only are they built rugged but the textured brick finish will enhance any home or business entrance for years. R-Co Steps are constructed of heavy gauge steel, then coated with R-CO Products' original SpaceGuard coating.

SpaceGuard is noted for its weather resistance and non-skid qualities. It has been used extensively in the precast concrete industry as a surface sealant and slip-resistant agent. R-Co Steps design features make them adaptable to virtually any entrance configuration desired.

R-Co Steps are packaged in one tread units, including pre-drilled tread components with hardware and instructions. All tread and deck units are engineered to mate perfectly for beautiful and long lasting installation.



See matching skirting on [page A-9](#)

**Treads:** 20 gauge steel treads with a non-slip SpaceGuard coating, 10 1/2" deep by 47" wide. Spot welded "Hat" channels provide the rigidity of solid concrete.

**Risers:** Heavy steel constructed risers are 7" high and coated with SpaceGuard in a brick, stone and stucco pattern. Pre-drilled for easy assembly.

**Side Panels:** Heavy steel side panels with SpaceGuard coating in a stone and stucco pattern. Pre-drilled. Also used as side panels for deck platforms.

**Stabilizer/Back Enclosures:** Heavy gauge steel panels with SpaceGuard coating. Used to enclose step back opening when desired entrance is on the side.

<b>STEPS</b>		
<b>R-Co Steps:</b>		
<b>0350350</b>	4 Step	Brown Brick
<b>0350351</b>	5 Step	Brown Brick
<b>0350355</b>	4 Step	Gray Stone
<b>0350356</b>	5 Step	Gray Stone
<b>0350360</b>	4 Step	Stucco
<b>0350361</b>	5 Step	Stucco
<b>R-Co 10" Platforms:</b>		
<b>0350330</b>	4 Step	Brown Brick
<b>0350331</b>	5 Step	Brown Brick
<b>0350332</b>	4 Step	Gray Stone
<b>0350333</b>	5 Step	Gray Stone
<b>0350334</b>	4 Step	Stucco
<b>0350335</b>	5 Step	Stucco
<b>R-Co Stabilizer/Back Enclosures:</b>		
<b>0350325</b>	No Finish	
<b>0350326</b>	Gray Stone	
<b>0350327</b>	Brown Brick	
<b>0350328</b>	Stucco	

# KEYSTONE

## EXTERIOR DESIGNS



### REVOLUTIONARY

Keystone Exterior Designs adapted the time-tested strength of the keystone to create an **innovative connector** for joining wood.



**WHY KEYSTONE DECKS ARE BETTER THAN SITE-BUILT DECKS:**

*Better value*

*Meets national building standards*

*Factory-built to exacting standards and quality controls*

*Grows with homeowner's needs*

*Free-standing design*

*New Generation treated wood*

*Immediately available from your parts distributor*

*Financing available*

*Limited lifetime warranty*

**No nails, no screws, NO SWEAT!**



# DECKIT

## Custom Styling with Production Economy

You've grown accustomed to the predictable style and fine quality of Keystone Decks and our new design makes ordering and installation even simpler.

Keystone Decks are still portable and the stairways repositionable. The decks are still expandable. Start out small and upsize at a later date. Keystone Decks are still code-compliant, so assemble them with confidence.

## New Design adds Strength and Simplicity

Keystone's new Deckit approach includes sub-post support every four feet. The load carrying capacity is increased to accommodate most spas, and floor rigidity is noticeably increased. 8' sections are still available by special order.

- Minimal tools required
- Customizable design
- Flexible sizing
- Meets International Residential Code Requirements
- KDAT lumber treated with MCA wood preservative
- Quick & easy assembly
- Multiple stairway options
- Expandable
- Portable



Basic 4 x 4 Deck

Where space is limited or economy is needed, this unit can grow as your needs change.

**Order**

- (1) Kit A (#0205150)
  - (1) Stairway Kit (See P.33)
- Mount the Stairway on any side.

For Jack & Jill, order  
(2) Stairway Kits (See P.33)



Basic 4 x 8 Deck

Ideal for an attractive front entry. The stairway is able to mount in 4 different positions.

**Order**

- (1) Kit A (#0205150)
  - (1) Kit B (#0205151)
  - (1) Stairway Kit
- Mount the Stairway on any side.

For Jack & Jill, order  
(2) Stairway Kits (See P.33)



Basic 4 x 12 Deck

Popular for slider door entries or for a more dramatic front entrance.

**Order**

- (1) Kit A (#0205150)
- (2) Kit B (#0205151)
- (1) Stairway Kit (See P.33)



Basic 8 x 8 Deck

This popular deck is a great starter, has plenty of room for entertaining and it's expandable.

**Order**

- (1) Kit A (#0205150)
- (1) Kit B (#0205151)
- (1) Kit C (#0205152)
- (1) Kit D (#0205153)
- (1) Stairway Kit (See P.32)



Basic 8 x 12 Deck

This deck provides plenty of space for a picnic table and is perfect for entertaining.

**Order**

- (1) Kit A (#0205150)
- (2) Kit B (#0205151)
- (1) Kit C (#0205152)
- (2) Kit D (#0205153)
- (1) Stairway Kit

# KEYSTONE

EXTERIOR DESIGNS

Each Keystone kit is carefully packaged at the factory for efficient transportation and storage. Please note that the New Keystone Deckit is supplied with support posts suitable for a five tread deck (45" height). Support posts may require cutting to length at the job site.

## ORDERING INSTRUCTIONS

1. Determine the size of your deck (multiples of 4' per side).
2. Use the diagram to the right to determine the kits you need to build the desired size deck.
3. Determine the height of your deck for step kit.

(Note: If more than one Stairway kit is ordered, you will have a surplus 4' rail section for each additional Stairway kit.)

### Examples:

Kit **A** and Kit **E** makes a 4' x 4' with 2 steps

or

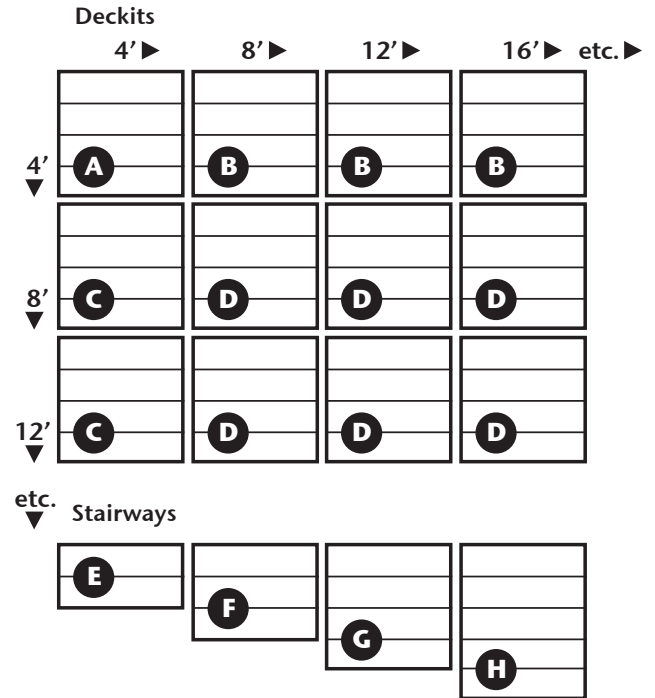
if you need a 4' x 8' with 3 steps choose:

Kit **A** & Kit **B** and Kit **F** makes a 4' x 8' with 3 steps

# KEYSTONE

EXTERIOR DESIGNS

## Deckit Floor Plans



### Deck Kits

Stock #	Kit	Description
0205150	A	Normal 4x4 Starter Kit (One required with each deck)
0205151	B	Normal 4x4 Sideways Expand (Expands along house)
0205152	C	Normal 4x4 Projection Expand (Projects from starter kit)
0205153	D	Normal 4x4 Fill-In Kit (Completes rectangular deck)

### Stairway Kits

0205154	E	2-Tread Stairway Kit (For 22.5" deck height)
0205155	F	3-Tread Stairway Kit (For 30" deck height)
0205156	G	4-Tread Stairway Kit (For 37.5" deck height)
0205157	H	5-Tread Stairway Kit (For 45" deck height)
0205160		Stairway Modification Stairtreads

## "Ask About Our Decks" Banner

2' x 4' white vinyl sign with grommets and ropes for attaching to decks or homes on the lot. Red lettering.

0265730 Banner

A-33

Ask About Our  
**Decks!**

# Double Disc Anchor with 4" & 6" Disc



Shaft: 3/4", Length: 36",  
Discs: 6" & 4"

Recommended for Soil Class 4

**0120019** 6/Bundle; 180/Skid

**0121019** 6/Bundle; 180/Skid,  
Galvanized



0120019

# Single Disc Anchors



Earth anchor with disc and double fastening and tensioning head.

Recommended for Soil Class 4

## With 6" Disc

**0120000** 48" L, 5/8" Shaft; 6/Bundle, 180/Skid

**0120003** 48" L, 3/4" Shaft; 6/Bundle, 180/Skid

**0120001** 36" L, 3/4" Shaft; 6/Bundle, 180/Skid

## With 8" Disc

**0120020** 60" L, 3/4" Shaft; Each

## Galvanized Single Disc

**0120400** 48" L, 5/8" Shaft Galv., 6" Disc, 6/Bdl.

**0120401** 48" L, 3/4" Shaft Galv., 6" Disc, 6/Bundle, 180/Skid

**0120402** 60" L, 3/4" Shaft Galv., 8" Disc, 6/Bundle, 180/Skid



0120003

# ZipCap Anchor Stabilizer



Easy to install; screws into ground with anchor when you use a ZIPCAP adapter. Saves money; you don't need to stock two types of anchors. Saves space; packaged 8 to a box for easy transport. Better performance; free-floating ZIPCAP doesn't move when anchor pulls vertically.

More flexibility; approved for soil class 2 & 3 with 0120004 and soil class 4 with 0120019.

**0120050** HP34 & HP3 3/4" x 30" Anchor, 4" Discs,  
150/Skid (F/Class 3)

**0120051** HP34 & HP17 3/4" x 36" Anchor, 6" Discs,  
110/Skid (F/Class 4)

**0120029** Electric Anchor Adapter for Zip Cap



0120050

# Double Disc Anchors



Double 4" disc earth anchor with double fastening and tensioning head for use with straps. Designed to be augured into extremely hard soil where 6" disc anchor will not suffice. Two 4" discs. 200/Skid; 8/Bundle.

Recommended for Soil Classes 2 & 3

**0120004** 30" L, 3/4" Shaft;  
8/Bundle, 200/Skid

**0121004** Same as 0120004,  
but Galvanized

**0120008** 30" L, 5/8" Shaft;  
8/Bundle, 200/Skid

**0120011** 48" L, 3/4" Shaft

**0120012** 42" L, 3/4" Shaft

**0121012** Same as 0120012, but Galvanized



0120004

# Minute Man anchors, Inc.

## E-Z Anchors

Save time and money with one-step stabilized anchors for decks and steps. Easy to install, needs no concrete. Built-in stabilizer head and compacting disk, pitched dual blades. **Approved for use in Alabama for Class 3 Soil.**

**0120025** 3/4" Shaft, 30" L 4430  
36" with 4" and 6" disks,  
150/Skid

**0120023** 36" w/ 4" and 6" disks

Not stocked at all locations



# Cross Drive Anchors

Drive anchor with fastening and tensioning head, 3/4" shafts. Welded tubing guides the two 48" long drive rods. Designed to be driven into solid rock. 200/Skid; 4/Box.

Recommended for  
Soil Class 1/Solid Rock

**0120002** 48" Long

**0120010** 36" Long

**0120017** Head Only

**0120048** 36" Rod Only



# ZipCap

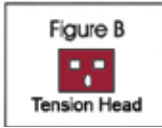
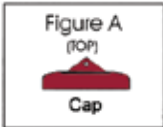


**0120028** HP34 ZIPCAP only, 8/Bdl.

# Minute Man anchors,™

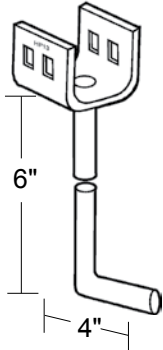
## GW-2 Anchor

Nu Concept Anchor includes:



**0120022** GW-2 Soil Anchor

**0121022** GW-2 Soil Anchor, Galvanized



## Patio Slab Anchors

Patio slab hooked rod attachment with fastening and tensioning head installed when pouring concrete slab. 16/Box

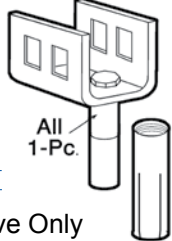


- 0120007** "L" Anchor
- 0121007** "L" Anchor, Galvanized
- 0120005** "J" Anchor w/Swivel Head
- 0121005** "J" Anchor w/Swivel Head, Galv.

## Anchor Head With Sleeve

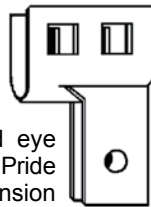
Use with wet concrete.

**0120334**  
 1-Pc. Unit  
 (Head w/Bolt  
 and Sleeve)



**0120015** Sleeve Only

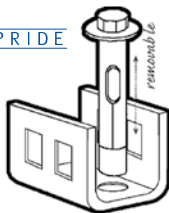
## Solid Eye Adaptor



Adaptor for solid eye anchor with Home Pride fastening and tension head.

**0120209** 24/Ctn.

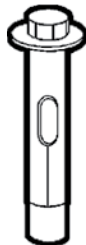
## Anchor Head With Lag Bolt



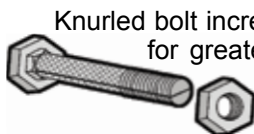
**0120009** 2-Pc. Unit; 32/Box  
**0121009** Galvanized; 32/Box

Double tensioning device for use on dry concrete or existing concrete slabs. 48/Ctn.

**0120014** Head Only  
**0121014** Head Only - Galvanized  
**0120018** 5/8" Lag Bolt Only



## Anchor Bolt & Nut



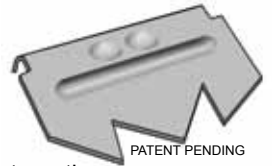
Knurled bolt increases friction between strap and bolt shaft for greater strength than smooth bolts. Slotted for use with strap. Not included with anchor.

**0120006** 400/Keg, 8/bag

## M-Plate Stabilizer



- More cutting points for better balance
- Smaller and shorter plate is easier to get into ground.
- "Power Ridge" provides extra strength for as much or more resistance than traditional plates
- More resistance concentrated at the top of the anchor, so plate performs as good or better than traditional plates even though it is smaller
- Meets all state requirements except FL, so can replace traditional stabilizer plates
- Average installation in 1/3 the time of traditional plates



PATENT PENDING

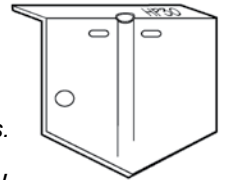
**0120188** 7"H x 12"W M-Plate, 8/Box

**0121188** 7"H x 12"W M-Plate 8/Box, Galvanized

## Anchor Stabilizing Device



Prevents anchors from becoming loose by cutting through the soil when heavy winds occur.  
 Required in most anchor installations.



**0120180** Stabilizer 12"H x 12"W

**0121180** Stabilizer 12"H x 12"W, Galvanized

## Stabilizer Plate



ABS Lateral Stabilizer Plate, Designed for loose soil conditions. 10" x 24" Class 4B Fla.; 6/Bdl.

**0120186**

## Stabilizer Plate

Wind Zones 2 & 3



ABS Stabilizer Plate 1055-19

**0120181**

## Speed Wrench

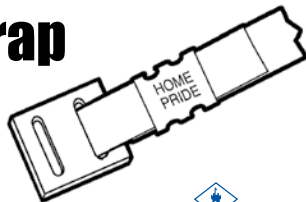
*No more scraped up hands!*

One handed operation tightens bolt & strap at the same time. 15/16" impact socket on one side and a 15/16" nut on the other. Combine with your own ratchet and 15/16" socket, and you have the fastest way to tighten slotted bolts.

**0380107**




## Double Buckle w/8' Strap



0120296 Box  
0120297 Bulk



## Single Buckle with Strap



Galvanized strap with single buckle for fastening around home frame. 4/Bdl.

- 0120290 w/7' L Strap; Boxed; 48/Ctn.
- 0120308 w/7' L Strap; Bulk
- 0120275 w/8' L Strap; Boxed; 48/Ctn.
- 0120295 w/8' L Strap; Bulk
- 0120291 w/10' L Strap; Boxed; 32/Ctn.
- 0120292 w/10' L Strap; Bulk
- 0120294 w/15' L Strap; Bulk

## Strap Buckle


Steel strap buckle for use in fastening strap around frame of mobile home.



- 0120311 2-Slot Buckle; 200/Bx
- 0120314 2-Slot Buckle; Each
- 0120300 1-Slot Buckle; Each


## Strap Protector

Attaches between strap and I-beam to prevent cutting or breaking.



0120283

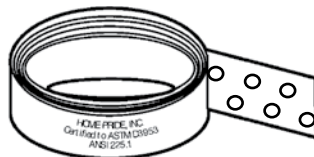
## Strap Seal Crimping Tool



0120316

Specifications Subject to Change without Notice


## 7' Column Tie-Down



For marriage wall columns where opening is 48" or larger. Fasten to the column above the normal up-lift straps or to block with 13#8 1-1/4" screws (minimum).

0120435 HP38

## Frame Clamp II with Strap



Frame clamp with strap for fastening around bottom flange of home frame. 4/Bdl.

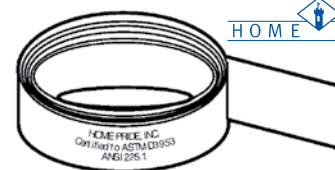
- 0120313 Clamp II Only; 24/Ctn.
- 0120324 w/6' L Strap; Bulk
- 0120325 w/7' L Strap; 48/Box
- 0120329 w/7' L Strap; Bulk
- 0120330 w/8' L Strap; Bulk
- 0120276 w/8' L Strap; 48/Box
- 0120326 w/10' L Strap; 32/Box
- 0120348 w/10' L Strap; Bulk
- 0120312 w/12' L Strap; Bulk
- 0120331 w/12' L Strap; 32/Box
- 0120327 w/15' L Strap; 32/Box
- 0120328 w/15' L Strap; Bulk

## Strap with Quick Connector



- 0120380 6' Strap with Small Connector Hole
- 0120384 7' Strap with Large Connector Hole
- 0120383 5' G120 Strap with Large Connector Hole (F1 Approved)

## Anchor Strap




1-1/4" wide (with standard galvanized coating) strapping exceeds 4,725 lbs. breaking strength. (100 lb. roll: approx. 650'.)

- 0120301 37' L Roll, G-60; 12/Ctn.
- 0120307 100 lb. Roll, G-60

Same as above but with galvanized coating, approved for Florida.

- 0120431 37' L Roll, G120; 12/Ctn.
- 0120430 100 lb. Roll, G120

## Strap Seal



Secures strapping together with buckles or frame clamps. Must use strap seal crimping tool (120316). 300/Ctn.

0120299

## Strap Connector

Universal Swivel/  
Sidewall Connector  
w/G120 Strap



- 0120417 Galvanized Strap; 6'
- 0120482 Galvanized Strap; 8'

## Roof Bracket

Use for cable or strap passing over the mobile home. Holds straps or cable away from roof and sides. 100/Ctn. (Black steel, not galvanized.)



**0120302** 6", 24/Box

**0120304** L-Bracket for Hurricane Strap

## Beam Hooks

Use with swivel frame connectors for attaching anchor straps to I-beams.



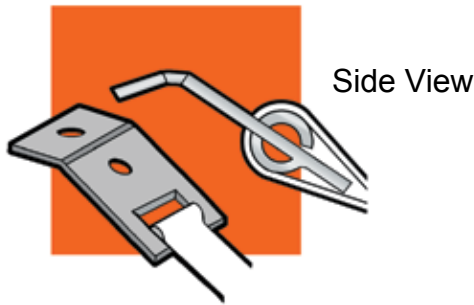
**0120406** 3", 24/Box

**0120407** 4", 24/Box

**0120408** Double, 24/Box

*Not stocked at all locations*

## Swivel Connector with Strap



Factory attached strap for applications where use of standard frame ties is prohibited. To be used with beam hook. 4 per box. (Not stocked at all locations)

**0120415** 5' L Strap with Swivel Connector, 400/Skid

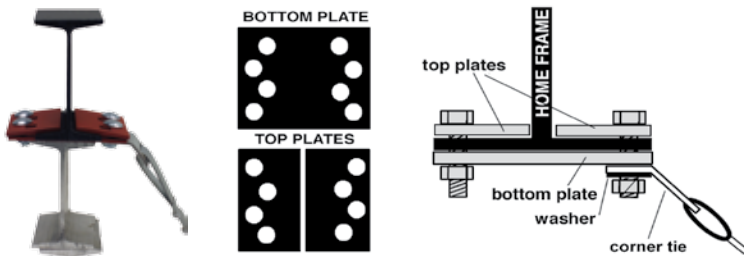
**0120481** 6' L Strap with Swivel Connector, 400/Skid

**0120404** 7' L Strap with Swivel Connector, 400/Skid

**0120405** 10' L Strap with Swivel Connector, 400/Skid

**0120416** 12' L Strap with Swivel Connector, 200/Skid

## Longitudinal Frame Tie (4 Bolt)



Use outside holes for 3-1/2" to 4" flanges; use inside holes for 2" to 3" flanges. For Wind Zone 1. 4 1/2" x 1-1/2" Grade 5 machine bolts and 8 1/2" high strength washers included.

**0120420** MMA34/2822

*Minute Man* anchors, Inc.


## Corner Tie With 7' Strap

**0120421** 2709, 400/Skid

*Minute Man* anchors, Inc.

## Angle Bracket

Use with swivel frame connectors for attaching anchor straps to I-beams.



**0120409** HP24, 24/Box

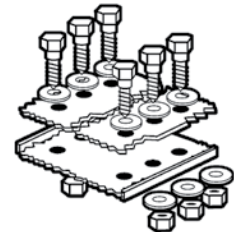
**0120418** Replacement Nut and Bolt, 50/Box

*Not stocked at all locations*

## Gator Clamp

**(Longitudinal Beam Clamp)**

Use with swivel frame connectors for attaching anchor straps to I-beams.



**0120410** HP28, 4/Pk

*Not stocked at all locations*

## Stable Safe Tie Downs

- Anchors solidly against wind to concrete foundations
- Eliminates motion caused by wind or occupant movement
- No hurricane straps are required
- Takes only minutes to install
- Adjusts in seconds to the exact height
- Requires no maintenance
- Install when concrete is being poured
- 16/Box



**0120333**

## Vinyl Coated, Galvanized Cable

Heavy duty, ABS Molded Plastic Cable;  
 Size: 1/8 x 3/16"; Const.: 7x7  
 B.S. lbs.: 1700;  
 S.W.L. Lbs.: 340  
 Wt.: 20.1; Spool: 6"



**0120470** 500' L

# Electric Anchor Machine



Features 12 RPM, 1/2 HP, 115 volt, 6 cycle, 9 amp motor, on-off, forward-reverse switches. With its 12 RPMs, it far outpaces any 6- or 9-RPM units. When running off a generator, a minimum of 4500 watts is required.

- 0120315 Reversing Switch
- 0120317 Anchor Adapter Only
- 0120318 On-Off Replacement Switch
- 0120319 Electric Anchor Machine Only



Anchors may be effectively and safely installed manually, but the electric auger machine will make the job easier and faster. Remember, however, that this method of installation requires two people.

Always make sure to avoid underground water, phone and power lines.

Attach the anchor to drive machine. Line up the auger with the strap and start machine. Install anchor at a slight angle (12° - 15°) underneath the house. This will ensure that the head of the anchor will be concealed behind future skirting.

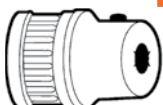
# RIDGID 700 Portable Power Drive



Heavy-duty hand-held power drive. Features reversible 115V or 230V universal motor. Horsepower: 1/2; RPM: 32; Weight: 25 lbs.; 115 AC. All shafts are ball-bearing mounted. Gears are packed in grease. Spring-loaded adapted pawls with forged steel spindle gear. No load: 7.5 amps, 750 watts With load: 18.0 amps, 1750 watts. Includes: drive, metal carrying case, attachment handle, connector, square adaptor. CSA approved. Approved to UL standards (NRTL).



- 0120260 Ridgid 700 Drive Installer Package
- 0120261 1" Adaptor



- 0120264 Replacement Brushes
- 0120263 Square Adapter Assy. (HP71)

Specifications Subject to Change without Notice



# Hydraulic Earth Drill



- **Portable:** for one person operation and easy maneuverability
- **Torque Free:** for maximum operator safety and no kick back
- **Hydraulic:** Powerful 11 HP Honda power source is reliable and reversible
- **Versatile:** Fencing, foundations, soil sampling, anchor installation & more



Little Beaver's Hydraulic Earth Drill has a highly maneuverable three-wheel chassis with pneumatic tires, a five-gallon hydraulic reservoir and an 11 HP engine. Patented torque tube eliminates the kickback found on other earth drills, so one-man drilling is safe, fast and productive.

- 0120710 Complete Assembly includes: Little Beaver 11 HP Power Source Anchor Handle Attachment Anchor Adaptor
- 0120700 Power Source
- 0120701 Handle Attachment
- 0120702 Replacement Adaptor

Outdoor Improvements
Anchors & Set-Up Material
Doors & Windows
Coatings & Cleaners
Appliances
Tools & Hardware
Carpet & Flooring
Electrical
Plumbing
Towing & Safety
Heating & Cooling

# Portable Building Anchors



For use ONLY on portable buildings and sheds. 5/8" Rods

- 0120305** 30", 5/8" Shaft, 4" Single Disc
- 0120303** 30", 4", 5/8" Shaft, Double Disc
- 0120309** 20", 4", 5/8" Shaft, Single Disc, No Plate



0120303

Not stocked at all locations **0120305**

# Barbed Anchors



0120026\*

0120033

0120039

\* Note: Head on 0120026 not welded to shaft of anchor

- 0120026\*** 24" for Rock, 3/4" Shaft, 200/Skid
- 0121026** Same as 0120026, but Galvanized
- 0120024** 26" with Cable & Lag, 5/8" Shaft
- 0120032** 34" for Coral with Head, 3/4" Shaft
- 0120033** 30" for Asphalt, 3/4" Shaft, HP9-A, 200/Skid
- 0120034** 30" for Asphalt with Bolt Hole, 3/4" Shaft, 2 Hole Bracket
- 0120039** 24" U-Shaped Barb Anchor

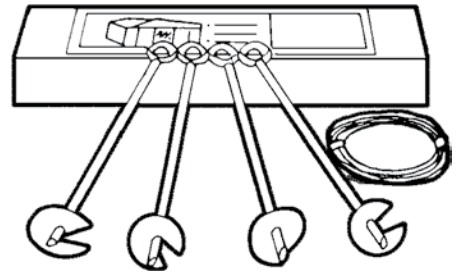
Not stocked at all locations

# Shed Anchor Kit

Minute Man anchors, Inc.

Four Eye Anchors  
 15" Long,  
 w/ 3" Disk and 50' of  
 500 lb. test cable.

**0120306** Shed Anchor Kit



# Shed Anchor Kit



A necessity for wind protection with thousands of uses.

### Each kit contains:

- 4 30" eye anchors with 4" helix
- 4 1/8" galvanized clamps
- 60' 1/8" galvanized aircraft cable



**0120298** Shed Anchor Kit  
**0120480** Eye Anchor Only

# Eye Anchor



**Shaft: 5/8" Eye: 1-1/2"**

- 0120101** 48" L; 6" Single Disc
- 0120102** 30" L; 4" Single Disc
- 0120115** 30" L; 4" Disc
- 0120021** 30" L; Double 4" Discs
- 0120044** Length: 5/8" x 36"



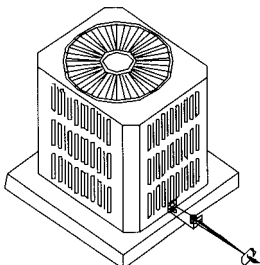
**0120035** Bolt Set – includes:  
 2" Fender Washers, 1/2" Nut,  
 4-1/2" x 1/2" Hex Hd Bolt

**0120120** Eye Anchor Adapter

# AC Pad Anchor System

Easy to install. No cables. No special tools. Great theft deterrent. Two anchors plus Tek screws included with system.

**0120040** AC Pad Anchor System





# Soil Test Probe Kit

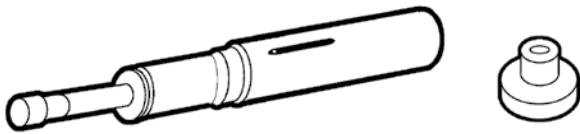


Determines soil conditions below the surface near the anchor's helical plate. Provides maximum anchor holding strength by insuring the use of the proper anchor for each soil condition. Complete with carrying case, torque wrench, wrench adapter and instructions.

0120321

*Minute Man* anchors, Inc.

# Pocket Penetrometer



Direct-reading scale in tons/square feet. Ground and polished stainless-steel loading piston. Calibrated spring and penetrometer body plated for rust-resistance and long life. Complete with convenient belt-loop carrying case.

0120322 Penetrometer  
0120323 Foot



# PolyVulc Pier Pad

Lightweight, heavy-duty recycled materials, superior drainage. Reduces Worker's Comp. claims. New design is **stronger** than ever with more surface area to distribute weight evenly for greater pier spacing so you need fewer pads! Answer to **new regulations** calling for larger footprint pad for heavier homes.



**Cost efficient:** costs LESS and is stronger than stacking THREE of the competitor's pads to handle the same weight. 100% recycled composite materials.



**0265440** 16" x 16" x 1"; 15/Bundle; 405/Skid  
**0265444** 17" x 23" x 1"; 15/Bundle; 240/Skid  
**0265431** 18.5" x 18.5" x 1"; 15/Bundle; 270/Skid  
**0265432** 20" x 20" x 1"; 15/Bundle; 270/Skid  
**0265448** 24" x 24" x 1"; 15/Bundle; 160/Skid

Specifications Subject to Change without Notice

# ABS Oval Foundation Pads

For use on mobile, manufactured homes, and modular housing. Patent #5503500 and other Patents Pending

**Benefits:** Easy Installation, Cost Efficient, Thicker, Lighter, and Stronger, Maximize Time and Areas of Labor, Saves On Shipping and Handling, Made from Recycled Materials




17" x 22" Oval Pad Shown

Item #	Oval Pad Size	Max. Load Capacity (lbs.)
0265205	16" x 18.5"	6,000
0265206	17" x 22"	7,500
Special Order	17.5" x 22.5" (Oklahoma Pad)	8,000*
0265208	17.5" x 25.5"	9,000*
0265209	21" x 29"	12,000*
0265210	23.25" x 31.25"	9,388*

\* Concrete blocks are only rated at 8,000 pounds. 8,000 lbs and higher must be double blocked.

# ABS Square Foundation Pads

For use on all mobile and manufactured homes, including HUD approved homes and modular housing. Patent #5503500 and other Patents Pending



**Benefits:** Same As Above  
24" x 24" Square Pad Shown

Item #	Square Pad Size	Max. Load Capacity (lbs.)
0265200	16" x 16"	5,333
Special Order	13" x 26"	2,375
0265202	18.5" x 18.5"	7,100
0265203	20" x 20"	8,250*
0265204	24" x 24"	8,000*


\* Concrete blocks are only rated at 8,000 pounds. 8,000 pounds and higher must be double blocked.

# ABS Foundation Pad®



- Bigger, thicker, stronger and better
- Lighter than concrete, saves labor
- Larger pads to increase spacing, by up to 12% saving time and material on pier sets
- Easily stackable for larger pad area and wider pier spacing
- Triple stack for 4, 5 & 6 Sq. Ft. to maximize pier spacing

**0265445** 16" x 22.5" x 2.5 sq ft  
**0265446** 17" x 25" x 3 sq ft  
**0265447** 16" x 18" x 2 sq ft  
**0265448** 24" x 24" x 4 sq ft



Outdoor Improvements

Anchors & Set-Up Material

Doors & Windows

Coatings & Cleaners

Appliances

Tools & Hardware

Carpet & Flooring

Electrical

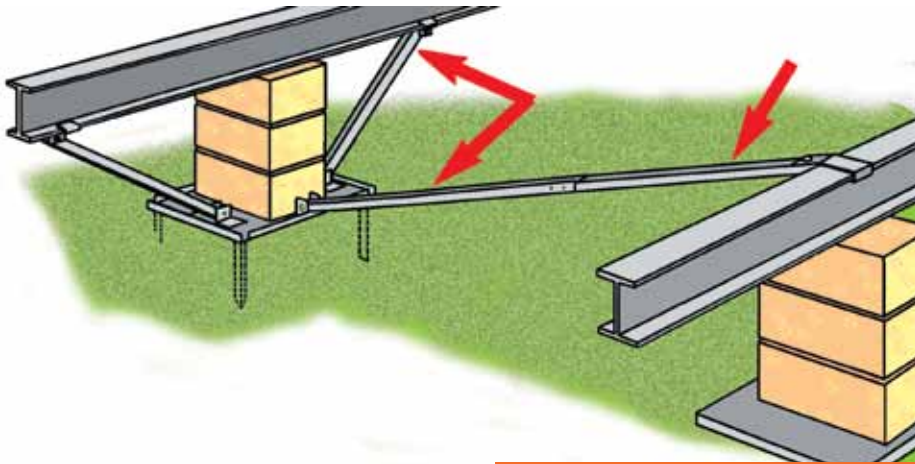
Plumbing

Towing & Safety

Heating & Cooling

# Minute Man anchors, Inc.

## Longitudinal & Lateral Stabilizing Systems



Top-quality heavy gauge steel throughout system

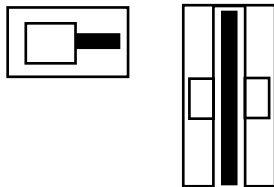
Versatile: provides combined lateral and longitudinal support, or only lateral, or only longitudinal

Flat pad design installs easily, eliminates digging and driving foundation pad into ground

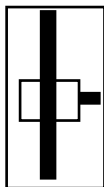
Exceeds requirements for all wind zones. Eliminates frame ties and stabilizers, saving time and money.

- Versatile: provides combined lateral and longitudinal support, or only lateral, or only longitudinal
- Flat pad design installs easily, eliminates digging and driving foundation pad into ground
- Top quality, heavy gauge steel provides stability
- Utilizes adjustable tubing for structural integrity with less inventory
- Easy to install and neatly packaged for warehousing and transport

Lateral      Longitudinal



Lateral/Longitudinal



## Minute Man anchors, Inc.

### Longitudinal System

Zone 1	Zones 2 & 3
0120355 39"*	0120397 39"*
0120356 44"*	0120398 44"*
0120357 53"*	0120399 53"*

\* Refers to the length of the bracing tube

Longitudinal system includes the following, as needed for proper zone:

- 20" Galvanized Steel Pad
- Beam Clips w/Hardware
- 1.5" Square Bracing Tubes

### Lateral/Longitudinal System

Zone 1	Zones 2 & 3
0120377 39"*	0120373 39"*
0120378 44"*	0120374 44"*
0120379 53"*	0120375 53"*

\* Refers to the length of the bracing tube

Lateral/Longitudinal system includes the following, as needed for proper zone:

- 20" Galvanized Steel Pad
- 60" Adjustable Lateral Tube w/Hardware
- Beam Clips w/Hardware
- 2 - 1.5" Square Bracing Tubes

### Lateral System

0120370 Lateral System

*Not stocked at all locations*

Lateral system includes the following:

- 1 - 20" Galvanized Steel Pad
- 1 - 60" Adjustable Lateral Tube with Hardware

### Replacement Pins for Pan Systems

0120368 16" Pin



**Concrete Dry Set Longitudinal System**

*includes:*

- 2 - 0120346 Dry Set Flanges and Hardware
- 2 - 0120350 Beam Clips With Hardware
- 2 - 1.5" Square Bracing Tubes

**0120385** 39" Dry Set Longitudinal System

**0120386** 44" Dry Set Longitudinal System

**0120387** 53" Dry Set Longitudinal System

**Wet Set Longitudinal System**

*includes:*

- 2 - 0120347 Wet Set Flanges and Hardware
- 2 - 0120350 Beam Clips With Hardware
- 2 - 1.5" Square Bracing Tubes

**0120388** 39" Wet Set Longitudinal System

**0120389** 44" Wet Set Longitudinal System

**0120390** 53" Wet Set Longitudinal System

**60" Lateral Dry Set System**

*includes:*

- 1 - 0120346 Dry Set Flange and Hardware
- 1 - 0120349 60" Lateral Tube and Hardware

**0120395** Lateral Dry Set System Assy.

**0120340** Lateral Dry Set System Assy. (for Missouri)

**60" Lateral Wet Set System**

*includes:*

- 1 - 0120347 Wet Set Flange and Hardware
- 1 - 0120349 60" Lateral Tube and Hardware

**0120396** Lateral Wet Set System Assy.

**Guide to Components for Longitudinal & Lateral Stabilizing Systems**

These are the components of the assemblies on these two pages. You do NOT need to order them separately, but the following part numbers and descriptions are provided for your information.



**0120350**  
Beam Clip (bottom of beam) with Bolts & Nuts

20" Galvanized Steel Pier Pad  
**0120358** w/16" Drive Pins  
**0120368** 16" Pins


**0120320** Replacement Hardware Pack

**Hardware Pack Contains:**

- (2) 2" x 7-3/4" Lateral Clamps (top of beam)
- (2) 1-5/8" x 2" Tube Clamps
- (4) 1/2" x 2-1/2" Bolts & Nuts
- (2) Instruction Sheets

- (2) 1/2" x 1-1/2" Bolts & Nuts
- (2) 1/2" x 1-3/8" Washers
- (8) 1/4" x 3/4" Self Drilling Screws

**0120346** 3534 Mark MMCAF Dry Set:  
1 - Concrete Anchor Flange: MMCAF  
1 - 1/2" x 1-1/2" Carriage Bolt and Nut  
2 - 5/8" x 3" Shield Anchors



**0120347** 3536 Mark MMCFW Wet Set:  
1 - Concrete Anchor Flange: MMCFW  
1 - 1/2" x 1-1/2" Carriage Bolt and Nut

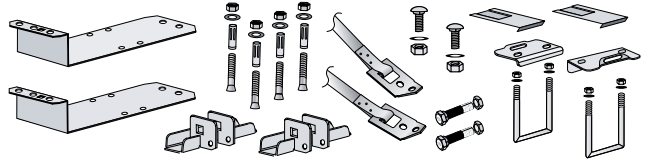
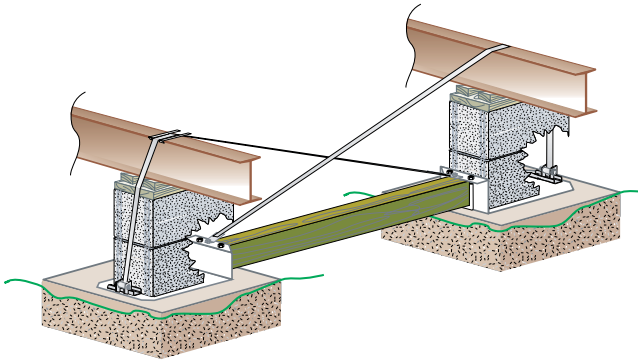


**0120349** 60" Adjustable Lateral Tube With Hardware (3530)

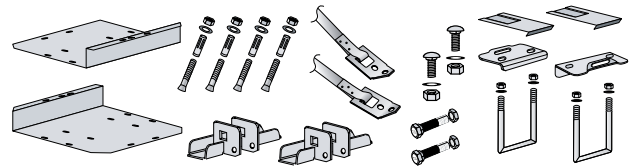
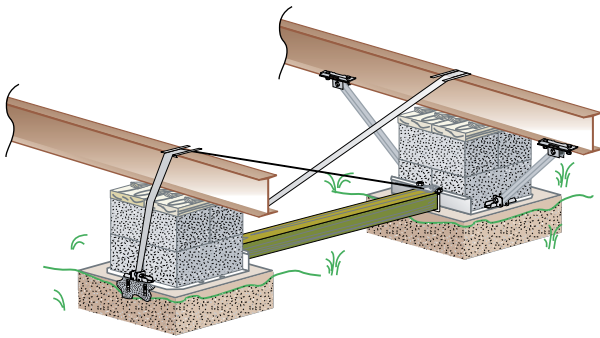
- 0120352** 39" L. Square Bracing Tube
- 0120353** 44" L. Square. Bracing Tube
- 0120354** 53" L. Square Bracing Tube
- 0120359** 65" x 1.5" Square Bracing Tube (Optional)



## VECTOR SYSTEM LATERAL STABILIZATION FOR CONCRETE



**0120441** - Single block pads with hardware, swivel straps and slotted bolts.

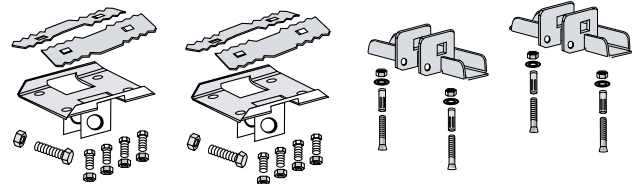


**0120440** - Double block pads with hardware, swivel straps and slotted bolts.

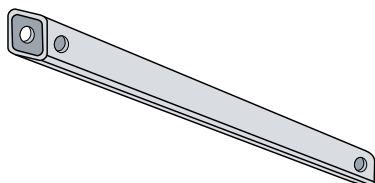
### Longitudinal Stabilization Hardware Kit for Concrete

**0120477** - Includes 2 beam clamps, tension brackets, nuts and bolts.

*For use with 0120440 & 0120441, (longitudinal struts not included)*



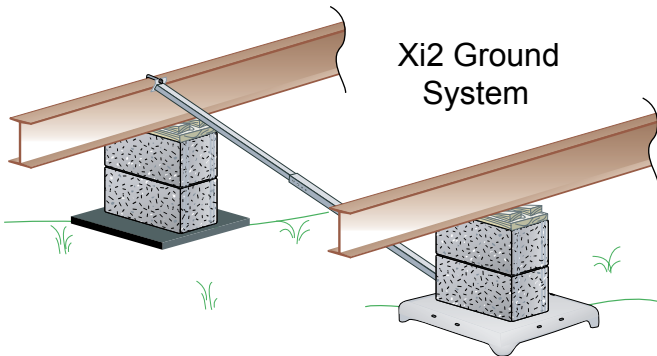
### Struts for Longitudinal Systems



STRUTS FOR LONGITUDINAL SYSTEMS		
PART NO.	LENGTH	PIER HEIGHT
<b>0120473</b>	30"	up to 2 Blocks
<b>0120445</b>	39"	up to 3 Blocks
<b>0120446</b>	44"	up to 4 Blocks
<b>0120447</b>	53"	up to 5 Blocks
<b>0120448</b>	65"	up to 6 Blocks



# Foundation Systems Component Parts List

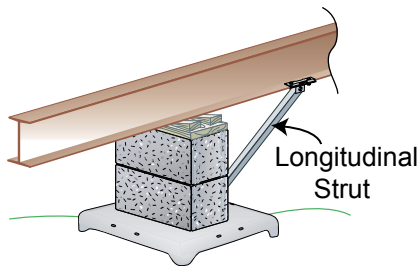


Xi2 Ground System

## Xi2 Ground Systems

Includes:  
5' Strut  
Pad  
Hardware

0120487

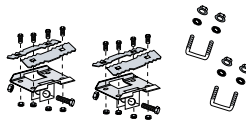


Longitudinal Strut

## Longitudinal Struts for "Ground Systems"

Part No.	Length	Pier Height
059330-30	30"	up to 2 Blocks
059330-39	39"	up to 3 Blocks
059330-44	44"	up to 4 Blocks
059330-53	53"	up to 5 Blocks
059330-65	65"	up to 6 Blocks

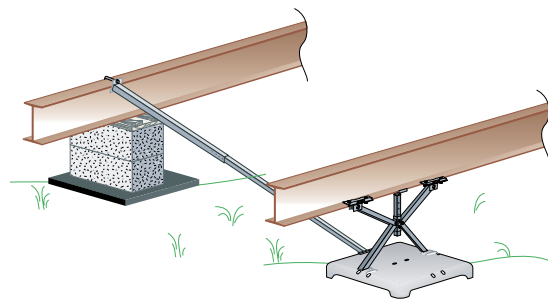
Special Order Only



Ground Longitudinal Hardware Kit

## Longitudinal Hardware Kit

0120489 (Includes 2 sets per kit: I-beam brackets, U-bolt, nuts, bolts and washers)

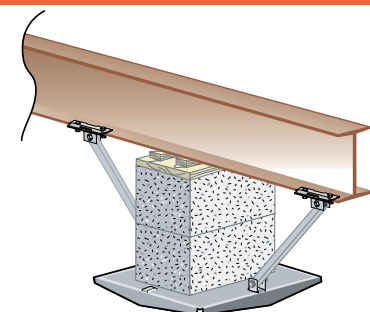


## Xi System with Xi Steel Pier

- 0120498 - Xi, 12" steel Pier, & Longitudinal System
- 0120490 - Xi, 25.5" steel Pier, & Longitudinal System
- 0120494 - Xi, 36" steel Pier, & Longitudinal System

Steel Piers can be combined with one of the following for lateral support:

- 0120491 - Xi, Lateral Strut, 5' w/hardware
- 0120496 - Xi, Lateral Strut, 5' w/hardware - GA
- 0120495 - Xi, Lateral Strut, 6' w/hardware
- 0120497 - Xi, Lateral Strut, 6' w/hardware - GA
- 0120488 - Xi Steel Pier Hardware Kit



## 3 Sq. Ft. Pad Vector Longitudinal System

Includes 2 beam clamps, 2 tension brackets, nuts & bolts.

Struts for Longitudinal System on Page B-10

- 0120442 - 3' Vector Pad
- 0120478 - Longitudinal Hardware



### All Steel Foundation Systems

Versions of the ASF Systems are available for every wind zone

Systems can be purchased to offer lateral protection, or lateral & longitudinal protection

Systems are available for pre-poured concrete sets, and pre-existing concrete sets

**Cost Efficient**

**Longitudinal system eliminates 2 piers**

**Approved for use with most home manufacturers**

**Eliminates Most Frame Anchors**

**Eliminates 2 Piers**

## Lateral System



### Wind Zone 1

- ◆ 0120525 1100 ITV Lateral Pan System
- ◆ 0120526 1100 ITCV Wet Concrete Lateral Pan System
- ◆ 0120527 1100 ITCV Dry Concrete Lateral Pan System

## Lateral & Longitudinal System



**For Complete System Add Appropriate Conversion Kit & Tube To Above Lateral System**

### Wind Zone 1 & 2

- ◆ 0120460 Longitudinal Pan Conversion Kit
- ◆ 0120462 Longitudinal Wet Concrete Conversion Kit
- ◆ 0120461 Longitudinal Dry Concrete Conversion Kit

Longitudinal Tubes (2 req.)			Longitudinal Tubes (2 req.)		
Zone 1 & 2	Size	Pier Height	Zone 1 & 2	Size	Pier Height
0120582	20"	14" - 18"	0120585	44"	30" - 40"
0120583	28"	18" - 25"	0120586	54"	36" - 48"
0120584	39"	24" - 35"			

## North Carolina Lateral System



### Wind Zone 1

- ◆ 0120530 NC-1100 ITV Lateral Pan System
- ◆ 0120531 NC-1100 ITCV Wet Concrete Set
- ◆ 0120532 NC-1100 ITCV Dry Concrete Set

### Wind Zone 1 & 2

**For Complete System Add Appropriate Conversion Kit & Tube To Above Lateral System**

- ◆ 0120460 Longitudinal Pan Conversion Kit
- ◆ 0120464 Wet Set Concrete Conversion Kit
- ◆ 0120463 Dry Set Concrete Conversion Kit

N. Carolina Long. Tubes (2 req.)			N. Carolina Long. Tubes (2 req.)		
Zone 1 & 2	Size	Pier Height	Zone 1 & 2	Size	Pier Height
0120587	20"	14" - 18"	0120590	44"	30" - 40"
0120588	28"	18" - 25"	0120591	54"	36" - 48"
0120589	39"	24" - 35"			

## ASF Florida System



- ◆ 0120533 Lat./Long. Pan System - Less Longitudinal Tubes
- ◆ 0120537 Lat./Long. Wet Concrete System - Less Long. Tubes
- ◆ 0120538 Lat./Long. Dry Concrete System - Less Long. Tubes
- ◆ 0120534 Long. Pan System - Less Longitudinal Tubes
- ◆ 0120535 Long. Wet Concrete System - Less Tubes
- ◆ 0120536 Long. Dry Concrete System - Less Tubes

Florida Long. Tubes (2 req.)			Florida Long. Tubes (2 req.)		
Zone 1 & 2	Size	Pier Height	Zone 1 & 2	Size	Pier Height
0120575	14"	12" - 18"	0120578	44"	33" - 41"
0120576	22"	17 <sup>3</sup> / <sub>4</sub> " - 25"	0120579	54"	40" - 48"
0120577	32"	24 <sup>3</sup> / <sub>4</sub> " - 33"			

## ASF Michigan System



- ◆ 0120592 Dry Concrete Hardware Kit
- ◆ 0120580 5' Lateral Arm

## ASF Georgia System



- ◆ 0120539 Lateral Pan System

# All Steel Foundation System Replacement Parts



**All Steel Foundation Systems**

Part #	Parts Description	Pallet Qty.
0120366	Bolt Bag for Longitudinal System	Bag Each
0120367	Extended I-Beam Clamp (1100-9xP)	
0120582	20" Longitudinal Arm (Painted)	4/Bndl. Each
0120583	28" Longitudinal Arm (Painted)	4/Bndl. Each
0120584	39" Longitudinal Arm (Painted)	4/Bndl. Each
0120585	44" Longitudinal Arm (Painted)	4/Bndl. Each
0120586	54" Longitudinal Arm (Painted)	4/Bndl. Each
0120625	5' Lateral Arm (Painted)	2/Bndl. Each
0120632	20" Longitudinal Arm (Galvanized)	4/Bndl. Each
0120633	28" Longitudinal Arm (Galvanized)	4/Bndl. Each
0120634	39" Longitudinal Arm (Galvanized)	4/Bndl. Each
0120635	44" Longitudinal Arm (Galvanized)	4/Bndl. Each
0120636	54" Longitudinal Arm (Galvanized)	4/Bndl. Each
0120626	5' Lateral (Galvanized)	
Part #	Florida Replacement Parts	
0120637	18" x 1.5" Telescoping Arm	
	To be used with one of the following arms	
	Part #	Longitudinal Tubes
	0120638	14" x 1.25" Longitudinal Tube
	0120639	22" x 1.25" Longitudinal Tube
	0120640	32" x 1.25" Longitudinal Tube
	0120641	44" x 1.25" Longitudinal Tube
	0120642	54" x 1.25" Longitudinal Tube

## Adjustable Outrigger



- ◆ Costs less than perimeter blocking under doors and windows
- ◆ Unaffected by frost heave
- ◆ Eliminates problems with anchor spacing
- ◆ Easy to install
- ◆ Never interferes with skirting
- ◆ Doors easily adjusted
- ◆ Never settles
- ◆ Tested and approved
- ◆ D.A.P.I.A. approved

0120280 14" Wide  
0120281 16" Wide

# Hydraulic Jacks

## Bottle Jacks



Fifty-percent safety overload factor. Fewer parts, internally machined oil passages, smooth bearing surfaces and close tolerances ensure longer life and fewer breakdowns. No-leak "Uni-weld" construction. Can be used in vertical, angular or horizontal positions. Carrying handle included.



- 0410191** 12 Ton Standard; 4/Ctn.  
**0410190** 12 Ton Shorty; 4/Ctn.  
**0410192** 20 Ton; 2/Ctn.  
**0410196** Repair Kit for 20 Ton 76520, 76820 (2-9/16" plunger)  
**0410189** Repair Kit for 12 Ton (2-9/16" plunger)  
**0410193** Oil Filler Plug; 25/Ctn.

## Air Hydraulic Jacks

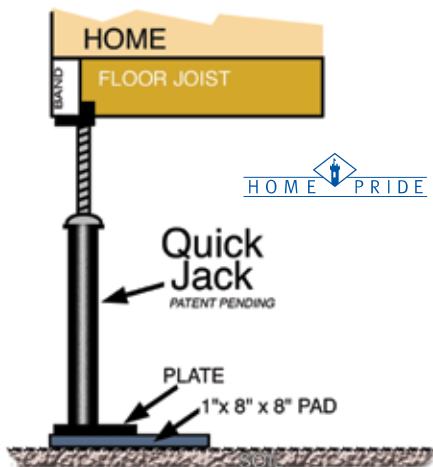


Equipped with U.S. Patented air motor kit for quick, easy lifting. Quick-connector provides easy removal of air hose. Uses standard shop air. Min. 9-1/2" H, max. 18-5/8".

- 0410050** 12 Ton; 26 lbs.  
**0410051** 20 Ton; 35.2 lbs.



## Adjustable Perimeter Support



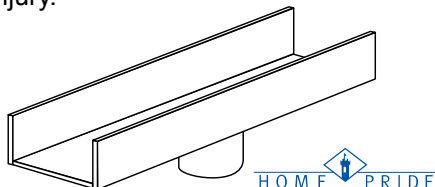
FEATURES	BENEFITS
Adjustable from 28" to 40" with threaded rod design	Set up of perimeter piers takes only minutes. <b>SAVES TIME!</b>
Added base blocks allow additional height	Versatile: can be used in a variety of set-up situations
Adjustable system with nut is easy to use	Homeowner can make adjustments on their own, so fewer call backs and lower service costs!
Light, compact design	Easier to transport and handle than concrete blocks
Strong: capacity of up to 4,000 lbs.	Provides all the support needed for doorways and bay windows

For use in supporting doorways and windows for manufactured housing and portable buildings.

**0120285** HP62; 4/Box

## Jacking Plates

Use when jacking the frame's main beam to avoid damage to the beam and voiding of the warranty. Distributes the concentrated load of the jack head to the frame members. Prevents home from slipping off the jack and causing injury.



**0120250**

**B-14**

## Frame Pullers

Attach the puller to the I-Beams at the top of the frame. To be used with come-along.



**0120255** Frame Pullers



# Heavy Duty Utility Rollers

These heavy duty utility rollers are a low cost alternative to other more complete systems. They have a strong steel back plate, which allows you to crib directly on top of the roller. The steel back plate can be removed. They can be rolled on most smooth hard surfaces.



**0411465** Flat Top Utility Roller, 5 Ton Capacity

**0411466** Point Jack Utility Roller, 5 Ton Capacity

For additional weight capacity order sets as follows.

SETS	CAPACITY	PARTS & QUANTITY TO ORDER
3 point set	27,000 lbs	2 - Flat Top + 1- Point Jack Roller
4 point set	36,000 lbs	4 - Flat Top
5 point set	45,000 lbs	4 - Flat Top + 1- Point Jack Roller

# 4 Point Multi-Directional System



## 40,000 LB CAPACITY

System includes:

- 4 - 5' Aluminum Rolling Channel
- 4 - 6 Roll High Capacity Lower Dolly
- 4 - Hydraulic Jack Dolly Guide, 15"
- 4 - Jack Head Plate
- 4 - 6 Roll High Capacity Upper Dolly

12 Ton Jacks sold separately (see page B-14). This system is not recommended for homes over 70' long

**Warning:**

As a safety precaution, tires and axles should be left on the home as long as possible and/or proper safety cribbing used with this equipment.

**0411470**

# Extra Heavy Duty Cable Puller

**Capacity:**  
3 ton

**Weight:** 23.9 lbs

Includes 18' of flexible 5/16" wire cable. Portable to go anywhere. 3:1 safety factor.

**0382008**



# Ratchet Puller

**Leverage:** 36:1

**Capacity:** 2 tons; 2:1 safety factor  
1 ton; 4:1 safety factor

**Lift:** 6'

Galvanized 3/16" aircraft cable, plated steel frame & parts. Each unit tested before shipment. Weight: 7.2 lbs.

**0382009**



# Minute Man anchors, inc.

## Home Piers

Lightweight and stackable for easy storage, shipping and handling. Adjustable heights for precise installation. Only 16 piers replace the 64 concrete blocks normally required to support a 70' x 14' mobile home. Withstands in excess of 15,000 lbs. of pressure—more than 12 times the actual mobile home load of 1,268 lbs. on each stand. Ideal for quick, secure setups in dealer lots as well as the home site.

**PIER HEAD NUT MUST BE ORDERED WITH EACH PIER**

### Painted Piers

- 0120196** 12"
- 0120202** 14"
- 0120197** 16"
- 0120198** 18"
- 0120203** 20"
- 0120199** 22"
- 0120200** 24"
- 0120204** 26"
- 0120205** 28"
- 0120206** 30"
- 0120192** Pier Head w/Nut

### Galvanized Piers

- 0121196** 12"
- 0121202** 14"
- 0121197** 16"
- 0121198** 18"
- 0121203** 20"
- 0121199** 22"
- 0121200** 24"
- 0121204** 26"
- 0121205** 28"
- 0121206** 30"
- 0121192** Pier Head w/Nut

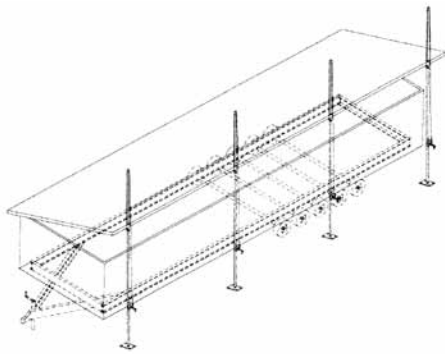
# Roof Jacks

*Made exclusively for the Manufactured Housing Industry*

### For jacking from the ground:

The fast, simple, inexpensive way to lift roofs. Jacks are adjustable for setting homes with varying pitches up to 7/12 from the ground. Adjustable from 11'6" to 18' for setting homes with a pitch up to 5/12. For pitches up to 7/12, an extension tube is provided giving jack adjustment up to 21'6". Comes with:

- 1) 12" x 12" base plate
- 1) 1500 Lb., 2-way brake winch w/cable
- 1) Steel pulley with holder
- 1) 4' lifting bracket
- 1) Roller jacking foot
- 1) 3-1/4" inside pole, 10' long
- 1) 3-1/2" outside pole, 10' long
- 1) Extension tube, 4' long



**0410155** RJ-1000G;  
 1000 lbs. load cap. per jack.  
 Jack weight: 95 lbs.  
 Tubing O.D. = 3.5"  
 Tubing I.D. = 3.25"



**Never get stuck again!**

**Save time & money!**

- ◆ 1/2" 100% recycled polyethylene plastic
- ◆ Virtually indestructible, even in harsh conditions
- ◆ Double-sided, skid and slip resistant
- ◆ Low cost alternative to fiberglass mats
- ◆ Easily portable
- ◆ Maintenance free

Get vehicles and equipment over lawns, through mud and across soft terrain while saving labor, bog-down time, towing charges and ground restoration fees—perfect for set-ups.

**0265301** 2' x 4'      **0265303** 2' x 8'  
**0265302** 2' x 6'      **0265304** 4' x 8'

# Blocks

Bundled with heavy bailing wire.



## Pressure-Treated Blocks

**1" x 8" x 16"**

0265422 10/Bundle, 60/Skid

0265455 20/Bundle

**2" x 8" x 16"**

0265423 5/Bundle, 60/Skid

0265457 10/Bundle

## Untreated Blocks

**1" x 8" x 16"**

0265428 10/Bundle

0265401 Oak; 10/Bundle

**2" x 8" x 16"**

0265426 5/Bundle

0265402 Oak; 5/Bundle

## Dip-Treated Blocks

0265416 2" x 8" x 16"; Oak; 5/Bundle

0265415 1" x 8" x 16"; Oak; 10/Bundle

# Wedges

## Pressure-Treated Wedges

0265433 4"; 80/Bundle, 28/Skid

0265436 4"; 100/Bundle

## Dip-Treated Wedges

0265425 3"; 30/Bundle

0265411 4"; 30/Bundle



## Untreated Wedges

0265424 3"; 30/Bundle

0265400 Oak 3"; 30/Bundle

0265420 4"; 30/Bundle

0265403 Oak 4"; 30/Bundle

Not Stocked at All Locations Due to Varying State Codes and Regulations.  
Ask your rep which product is right for your needs.

Specifications Subject to Change without Notice



# The OTI Plastic Wedge

**Benefits:** No Slip Serrated Edges, Impact Resistant, Packaged Loose, Made from Recycled Materials.



0265220 200/Bag 3.5" x 6" x 1"

# OTI Cap Board



For use on all mobile and manufactured homes, including HUD approved homes and modular housing.  
Patent #D517.702



**Benefits:** Non-Slip Surface, UV Tested & Approved, Non-Porous (Not Affected by Freeze or Thaw) Tested & Approved, Environmentally Safe, Made from Recycled Materials.

Product #	Size	Maximum Load Capacity (lbs)
0265215	1" x 8" x 16"	8,000
0265216	2" x 8" x 16"	8,000

Outdoor Improvements  
Anchors & Set-Up Material

Doors & Windows

Coatings & Cleaners

Appliances

Tools & Hardware

Carpet & Flooring

Electrical

Plumbing

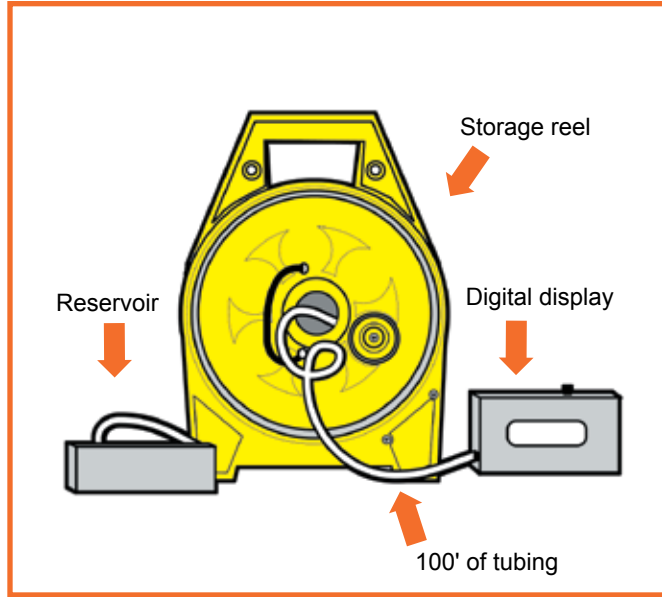
Towing & Safety

Heating & Cooling

# Electronic Water Level

Easy, accurate digital leveling for mobile homes.


- ◆ Totally sealed; just check fluid monthly
- ◆ Scale reads in inches and tenths
- ◆ Typically will level to .2" (1/5") over entire radius
- ◆ Fluid is safe to sub-zero temperatures (red RV antifreeze)
- ◆ Includes: 100' tubing, storage reel



## To Use:

1. Place reservoir end (square block marked "THIS END UP") on solid surface such as a concrete block near one end of the home.
2. Place the display on the bottom lip of the frame where you want to start and level the remainder of the frame to its reading.

0380075



# Roof Cap Flashing

- 0200055 Galvanized, 12" x 60'
- 0200056 Aluminum, 10" x 50'
- 0200057 Galvanized, 10" x 50'
- 0200058 Aluminum, 10" x 70'
- 0200059 Galvanized, 8" x 50'

# Re-Usable Ridge Cap

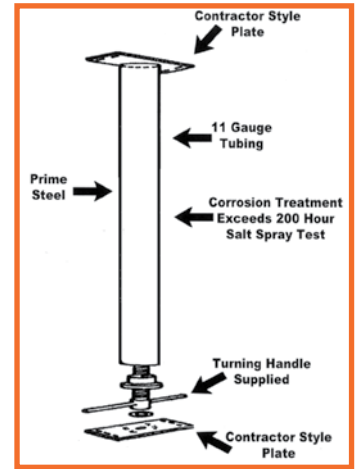
The best alternative for retail lot set-up. Made from high density woven polyethylene providing rugged durability. Lightweight material makes for easy one-man installation using wood screws. The economical solution for temporary home protection.



- 0200050 10" x 70'
- 0200051 24" x 70'
- 0200052 10" x 80'
- 0200053 24" x 80'
- 0263075 Wood Screws w/Washers; 150/Box

B-18

# Adjustable FHA Building or Basement Columns by GrowCo



- All building columns meet the specifications of ICC Evaluation Services
- Columns are available in 3", 3-1/2" and 4" diameter, 11 gauge material; lengths to 12'; adjustable or fixed lengths
- All tube and component parts are manufactured in-house assuring a consistently high quality manufactured product
- GrowCo offers a number of top-plate configurations to adapt to the material supported (Wood, Steel, LVL, etc.)
- Columns are powder coated to provide a rust resistant finish
- Crawl space and special length adjustable columns are available upon request
- All column labels have a scannable UPC for inventory control
- All GrowCo columns are constructed from materials that are made in the USA

Product #	Adjustable	Gauge	Min. FHA Load Capacity
0120450	7' 6" - 7' 10" x 3"	11	14,300 lbs.
0120451	7' 9" - 8' 1" x 3"	11	14,300 lbs.
0120452	8' 9" - 9' 1" x 3"	11	13,100 lbs.
0120453	8' 9" - 9' 1" x 4"	11	13,700 lbs.
0120455	8' 6" - 8' 10" x 3"	11	13,100 lbs.

# Rumble Buttons



1-1/8" dia. steel washer with neoprene backing for the best roof leak resistance. Suggested spacing is 16" x 24". For #8 Screws. Clear Box. 4/ctn


- 0263027 500/Box
- 0263028 100/Box

# Pacstrap Polyester Cord Strapping



No splinters... no sharp edges... easy to transport and store... and PACSTRAP can be stapled through, too!

- ◆ High tensile polyester yarn out performs steel and polypropylene
- ◆ Absorbs sudden impacts that might break steel strapping
- ◆ Doesn't stretch out of shape like polypropylene
- ◆ Unaffected by moisture; will not rot, rust, discolor or mildew
- ◆ Impervious to extreme temps
- ◆ Resistant to UV light and many chemicals and solvents
- ◆ Soft and pliable, so it's safe and easy to use; no recoil when cut, no sharp edges or corners
- ◆ Reusable or easily disposed
- ◆ Tie by hand or secured with buckle or a seal
- ◆ Can be stapled through



**0265030** 1/2" x 3900'

**PERFECT FOR CLOSING OFF MOBILE HOME SEGMENTS... REPLACES FURRING STRIPS WITH EASE!**

# Lathes (Furring Strips)

Wooden strips used to attach plastic covers, etc. to homes.

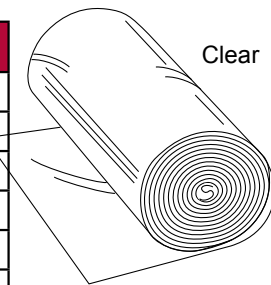


- 0265025** 2" x 2" x 8'
- 0265026** 2" x 2" x 3'
- 0265027** 1" x 2" x 8' (25/Bundle)
- 0265028** 1" x 2" x 8'

# Vapor Barrier

## Clear Plastic Vapor Barrier

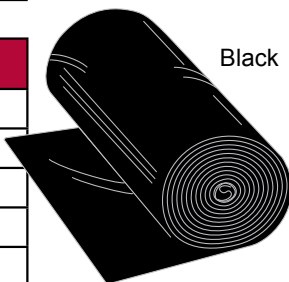
<b>0265017</b>	8' x 100'	6 ml Vapor Barrier
<b>0265016</b>	10' x 100'	6 ml Vapor Barrier
<b>0264996</b>	16' x 100'	6 ml Vapor Barrier
<b>0265018</b>	10' x 100'	10 ml Vapor Barrier
<b>0265019</b>	12' x 100'	10 ml Vapor Barrier
<b>0264998</b>	14' x 100'	10 ml Vapor Barrier



Clear

## Black Plastic Vapor Barrier

<b>0264997</b>	10' x 100'	6 ml Vapor Barrier
<b>0265005</b>	14' x 100'	6 ml Vapor Barrier
<b>0265004</b>	16' x 100'	6 ml Vapor Barrier
<b>0265002</b>	20' x 100'	6 ml Vapor Barrier
<b>0265001</b>	24' x 100'	6 ml Vapor Barrier
<b>0265000</b>	16' x 150'	6 ml Vapor Barrier
<b>0265007</b>	20' x 150'	6 ml Vapor Barrier



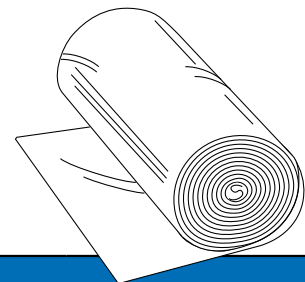
Black



Section 3285.505 Crawlspace Ventilation - A crawlspace with skirting must be provided with ventilation openings. The minimum net area of ventilation openings must not be less than one sq ft for every 150 sq ft of the home's floor area. The total area of ventilation openings may be reduced to one sq ft for every 1,500 sq ft of the home's floor area, where a uniform 6 mil polyethylene sheet material or other acceptable vapor retarder is installed, according to 3285.204, on the ground surface beneath the entire floor area of the home.

Section 3285.204 Ground Moisture Control - The HUD code does not permit any voids or tears in the ground vapor retarder, requires all joints to be overlapped at least 12", and allows the vapor retarder to be installed around or over footings and other obstructions. The final rule requires the thickness of the vapor retarder to be a minimum of 6 - mil polyethylene sheeting. All enclosed and skirted areas are to be provided with a ground vapor retarder, except in arid regions and areas for open porches, decks and recessed entries.

# White Close-Off Film



## White Close-Off Film

for secondary moves

<b>0265003</b>	12' x 120'	6 ml Close-Off Film
<b>0265009</b>	16' x 100'	6 ml Close-Off Film
<b>0265006</b>	14' x 300'	5 ml Close-Off Film
<b>0265008</b>	16' x 150'	6 ml Close-Off Film

# White Close-Off Tape

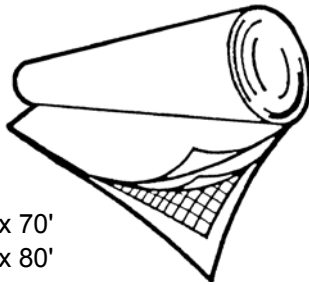


5.5 utility grade polyethylene patching and repair tape for close-off film and general use. White.

- 0360725** 2" x 36 yards
- 0360726** 4" x 36 yards

## Bottom Board

Constructed of one-ply polyethylene fabric for physical strength coated with black polyethylene film for a positive moisture barrier. **(Not self-adhesive.)**




- 0360010** 28" x 100'      **0360000** 14' x 70'
- 0360007** 4' x 600'      **0360008** 16' x 80'
- 0360001** 14' x 4'

## Center-Seal

Centerline Insulator

Flexible insulating foam core

Foam is completely sealed inside a high-strength vapor barrier sheathing



2-Ply flanges make it easy to fasten Centers-Seal to the mating surface around perimeter of home.

- ◆ Provides a continuous seal
- ◆ Withstands exposure to the elements
- ◆ Does not blow off during transport
- ◆ Lasts even through repeated resets
- ◆ Eliminates customer concern over visible daylight
- ◆ Superior insulation for better energy efficiency and protection against rodents and insects
- ◆ Compact, lightweight and easy to handle; no skin irritation
- ◆ Needs no special tools - staples or tucks
- ◆ Installs faster than fiberglass, spray foam, etc.
- ◆ Unlike other materials, does not absorb moisture but blocks it, protecting home against structural and cosmetic damage

**0265055** 2" x 375'

## Black Bottom Board Economy Tape

Specifically made for patching and splicing bottom board paper used in mobile homes. Excellent adhesion to wood, metal and plastic. Tears and hangs straight, no curl. Certified to meet HUD specifications of the Office of Mobile Home Standards and approved and certified for HVAC applications. 2" x 60 yards.



**0360703** 24/Ctn.

## Premium Bottom Board Tape

Seal-Tite #620 with high tack – a heavier adhesive layer, twice the thickness of economy cloth tapes, for jobs that require exceptionally high peel and shear strength. 2" x 36 yards/roll.



**0360704** 24/Ctn.

## FoamSeal<sup>®</sup>

Multi-purpose ridged sill plate gasket provides resilient sealing—perfect for setup of double wide mobile homes.

- ◆ Fills gaps against air infiltration
- ◆ Easy to install—no special tools
- ◆ Resists moisture penetration to interior
- ◆ Helps seal out insects

**0265050** 5.5" x 50' Roll



## Sta'-Put Spray Adhesive

Works well on bottom board, vinyl tops, metal or vinyl trim, styrofoam, foam rubber, glass, plastics and much more. Gives high solids, water-resistant bonds offering quick tack, non-wrinkling and flexibility.

- 0110250** 16 oz.; 12/Ctn.
- 0110253** 40# Canister

## Sta'-Put II Spray Adhesive

Spray directly onto polystyrene safely with no melt-down. Ready to bond in four minutes. Water resistant. Especially formulated for styrofoam.

**0110252** 13 oz.; 12/Ctn.



## Sta'-Put High Temp Adhesive

For use where high temperatures are an issue. Flame resistant to approx. 225° F. Non-flammable after tacked. Welds onto surface after about one minute. Not as tacky to the touch, but offers a much stronger bond once cured.

**0110256** 12/Ctn.

## Sta'-Put II Remover

Simplifies clean-up of overspray and removes bonded materials. Virtually no residue. Compatible with most surfaces. Not recommended for paper-printed wallpaper without vinyl coating.


**0110254** 15 oz.; 12/Ctn.

# FLEX-PATCH

## Bottom Closure Mending Material

Flex-Patch is a woven polyethylene fabric, solid-coated with a specially formulated, very aggressive adhesive. An easily removed paper release is laminated to the fabric. Use scissors to cut any size patch to fit the damaged area. Shipped in a poly sleeve, 100' rolls are individually boxed.

- \* **Neat.** A Flex-Patch is almost invisible when used to repair damaged woven polyethylene bottomboards.
- \* **Quick.** Simply cut the right size patch and peel off the paper release liner. In just seconds, the entire hole or tear is covered permanently!
- \* **Waterproof.** Both the substrate and the adhesive are unaffected by moisture or water.
- \* **Strong.** An attempt to remove the patch will result in destruction of the patched area.
- \* **Permanent.** Neither the substrate or adhesive will deteriorate.
- \* **Unaffected by Cold.** Flex-Patch can be applied in below freezing temperatures and will hold regardless of the season.



**0360004** 28" x 25'; 20 rolls/Ctn.  
**0360003** 28" x 50'; 10 rolls/Ctn.  
**0360002** 28" x 100'; 6 rolls/Ctn.

## MobileFlex

### Bottom Board Mending Kit



Ten sq. ft. (54" x 28") of Flex-Patch along with 20 sq. ft. (108" x 28") of woven polyethylene bottomboard (without adhesive) packed in a 2-1/2" diameter spiral tube. Repair small holes, tears and cuts by cutting patches from Flex-Patch or larger damaged areas where the original bottomboard is missing using bottomboard replacement material. Then, Flex-Patch can be cut into strips and applied as a tape to seal the un-coated bottomboard patch in place. Application instructions are printed on the outside of each tube.

**0360005** Kit; 15 Kits/Ctn.  
 10 sq. ft. of Flex-Patch and  
 20 sq. ft. of Bottom Board

## FLEX-PATCH Mending Tape

Easy-to-use tape form, perfect for small jobs. Easily removed paper release.



**0360016** Mending Tape,  
 4" x 100' roll.  
 Boxed

## ECONO-MEND

### Economy Mending Tape

Same as above, only with no release paper, 4" x 165' roll.




**0360011** 4" x 165'





# Looking for something with a touch of elegance?

We can special order a large variety of doors, like the ones seen here and many others. Ask your sales representative for more information.



## Special Order Doors

# Taking Measurements For a Door:

There are many ways to measure for a door replacement, but Elixir recommends you measure your rough opening and select the replacement size which is closest to it.

For example, your rough opening measures 32-1/4" x 76-1/4". ALWAYS BACK DOWN TO THE NEAREST SIZE and order size 32" x 76".

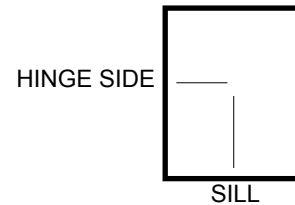
To determine if your door is right or left handed, simply look at it from the outside of the home to see which side the hinges are on.

# Installing the Door:

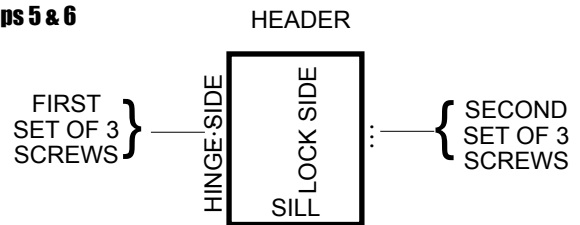
1. Make certain all mounting surfaces (siding seams included) are securely fastened and flat around perimeter of door opening.
2. Apply a suitable non-hardening sealant tape (such as Elixir 10-B Mobile Seal) to the backside of the door's mounting flange.
3. Do not remove any shipping clips or fasteners and keep the door closed and locked during the installation. Opening the door prior to the installation will destroy the pre-squaring by the manufacturer.
4. Insert the door assembly carefully into the rough opening. Make certain the door sill is secure on the floor. Move door to hinge side until it is firmly against hinge side stud.
5. Proceed to fasten door with screws. Drive the first 3 screws into the outer frame in the middle at the hinge side. Then, drive the next 3 screws in the middle of the outer frame on the lock side. Then, secure the balance of the hinge side, across the sill, up the lock side and the header.
6. Remove the shipping clips and open the door. Install the appropriate hardware.
7. If it is a house-type door with storm door, make certain 2 long screws are put through the storm door plunger bracket fastened to the jamb. This is to anchor the bracket securely to your hinge side stud.
8. If the house-type inner door is secured to the outer frame with butt type hinges (steel six-panel door only), run one long screw through each hinge on the jamb side to penetrate the hinge side stud.
9. The house-type door has an adjustable stop. Adjust the stop to the exterior of the inner door to insure a good seal.

If the above steps are followed, the door will be sealed and operate properly.

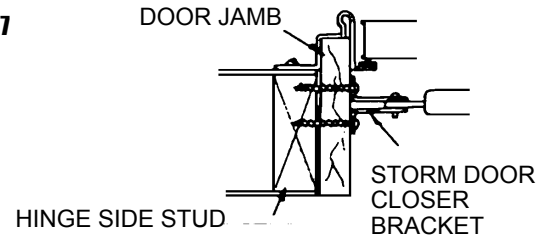
**Steps 1, 2, 3 & 4**



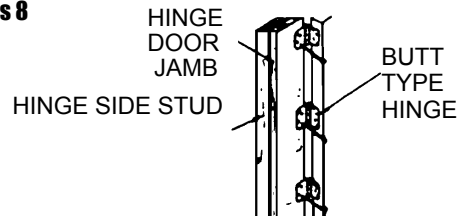
**Steps 5 & 6**



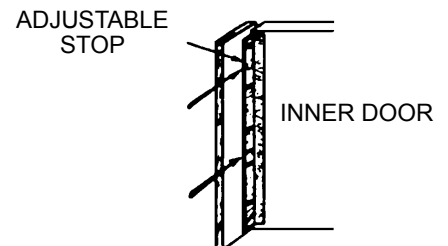
**Steps 6 & 7**



**Steps 8**



**Steps 9**



# Series 9000 Vinyl Steel Combo Door - Six Panel Style



Shown with all glass white storm and six-panel door

## Door Features:

### Vinyl Laminated Galvanized Steel

- Our Thickest Gauge of Long Lasting Steel
- Upgrade from Series 8000 Steel

### Double Seal

- Folded Steel Edge with Weather Stripping
- Lifetime Warranty Weather-Stripping
- Protects Against Air, Light and Water
- Easy Installation

### Polyurethane Foam Core

- Highly Energy Efficient R-Values

### Quality Wood Jambs

- Finger Jointed Solid Pine

### Three-Finger Vinyl Sweep

### Factory Installed Swivel Latch Bolt

Doors with windows below are drilled for deadbolt. All other stocked 6 panel doors have knocker, viewer and drilled for a dead bolt.



3/4 Oval Light Door



Six Panel Style						3/4 Oval Light	Fan Light	Fan Light	
Jamb Width:	4"	4"	4"	4"	6.5"	4.5"	4"	4"	
Door Inside:	White	White	White	White	White	White	White	White	
Door Outside:	White	White	White	White	White	White	White	White	
Storm Color:	White	White	Mill	White	White	White	White	White	
Storm Style:	Full View All Glass	Full View	Standard	Standard	Standard	Full View All Glass	Standard	Full View All Glass	
32 x 76	L/H			<b>0211131</b>	<b>0211216</b>				
	R/H			<b>0211132</b>	<b>0211217</b>				
34 x 76	L/H	<b>0211755</b>	<b>0211150</b> <b>0211153</b>	<b>0211121</b>	<b>0211122</b>	<b>0211140</b>	<b>0211761</b>	<b>0211757</b>	<b>0211759</b>
	R/H	<b>0211756</b>	<b>0211151</b> <b>0211152</b>	<b>0211120</b>	<b>0211123</b>	<b>0211141</b>	<b>0211760</b>	<b>0211766</b>	<b>0211758</b>
34 x 78	L/H		<b>0211154</b>		<b>0211144</b>			<b>0211752</b>	
	R/H		<b>0211162</b>		<b>0211145</b>			<b>0211747</b>	
34 x 80	L/H		<b>0211148</b>		<b>0211146</b>	<b>0211142</b>		<b>0211762</b>	
	R/H		<b>0211149</b>	<b>0211124</b>	<b>0211147</b>	<b>0211143</b>		<b>0211763</b>	
36 x 76	L/H	<b>0211160</b>							
	R/H	<b>0211161</b>							
36 x 80	L/H	<b>0211753</b>			<b>0211186</b>				
	R/H	<b>0211754</b>							
38 x 76	L/H		<b>0211163</b>						
	R/H		<b>0211164</b>						
38 x 80	L/H		<b>0211156</b>		<b>0211318</b>	<b>0211103*</b>			
	R/H		<b>0211157</b>		<b>0211319</b>	<b>0211102*</b>			
38 x 82	L/H		<b>0211158</b>						
	R/H		<b>0211159</b>						

\*6" Jams

Optional Hardware Sold on Page C-12

For storm door features, see page C-14

# Series 8000 Vinyl Steel Housetype Combination Door



(Pictured) Elegant white door with white standard storm door. Door is drilled for deadbolt.. 4" jambs. Other sizes and designs are available by special order.

### Vinyl Laminated Galvanized Steel

- Long Lasting
- 60% Thicker than Series 6000 Doors
- More Dent and Scratch Resistant

### Double Seal

- Folded Steel Edge with Weather Stripping
- Protects Against Air, Light and Water

### Adjustable Door Stop

### Three-Finger Vinyl Sweep

### Sloped Threshold

### Factory Installed Swivel Latch Bolt

### Polyurethane Foam Core

- Highly Energy Efficient R-Values

### Quality Wood Jambs

- Finger Jointed Solid Pine


**0210970** Fan Lite, 32" x 76" LH

**0210971** Fan Lite, 32" x 76" RH


**Optional Hardware Sold on Page C-12**

# Series STR 7000 Residential Vinyl Steel Combination Door Energy Rating

The Six panel and 4 panel STR Series 7000 Elixir Doors are Energy star rated to conform to the performance ratings in the chart below.



National Fenestration Rating Council



**ELIXIR INDUSTRIES**  
SINCE 1948

Entrance Door  
Product Lines  
ESB-M-1 Steel Entry Door

**ENERGY PERFORMANCE RATINGS**

Product Description <sub>1</sub>	U-Factor/Solar Heat Gain Coefficient (SHGC)			
	1/4 Lite ≤ 410 in <sup>2</sup>	1/2 Lite ≤ 900 in <sup>2</sup>	3/4 Lite ≤ 1100 in <sup>2</sup>	Full Lite > 1100 in <sup>2</sup>
2/a1-D/na/air/0.764	0.22/0.12	0.29/0.24	0.32/0.29	0.36/0.37
2/a8-D/na/air/0.764	0.21/0.12	0.28/0.24	0.31/0.29	0.36/0.37
2/a8-D/na/air/0.514	0.21/0.12	0.28/0.24	0.31/0.29	0.35/0.37
2/a8-D/na/air/0.514 grids	0.21/0.12	0.28/0.23	0.31/0.27	0.36/0.34
2/a8-D/na/air/0.264	0.22/0.12	0.30/0.24	0.33/0.29	0.38/0.37
2/a8-D/na/air/0.264 grids	0.22/0.12	0.30/0.23	0.34/0.27	0.39/0.34
ESB-M-1 Embossed Door	0.14/0.01			
2/a1-D/na/air/0.764 grids	0.22/0.12	0.29/0.23	0.32/0.27	0.36/0.34
2/a8-D/na/air/0.764 grids	0.21/0.12	0.28/0.23	0.31/0.27	0.36/0.34
2/a8-D/na/air/0.514 grids	0.21/0.12	0.28/0.23	0.31/0.27	0.35/0.34
2/a1-D/0.204(2)/air/0.764 LE	0.20/0.10	0.26/0.20	0.28/0.24	0.31/0.31
2/a8-D/0.204(2)/air/0.764 LE	0.20/0.10	0.25/0.20	0.27/0.24	0.30/0.31
2/a8-D/0.204(2)/air/0.264 LE	0.21/0.10	0.27/0.20	0.29/0.24	0.33/0.31
2/a8-D/0.204(2)/air/0.264 LE Grd	0.21/0.10	0.28/0.19	0.30/0.23	0.34/0.29
2/a1-D/0.204(2)/air/0.764 LE Grd	0.20/0.10	0.26/0.19	0.28/0.23	0.31/0.29
2/a8-D/0.204(2)/air/0.764 LE Grd	0.20/0.10	0.25/0.19	0.27/0.23	0.30/0.29
2/a5-D/na/air/0.323 deco	0.20/0.11	0.25/0.22	0.27/0.26	0.30/0.33

Manufacturer stipulates that these ratings conform to applicable NFRC procedures for determining whole product performance. NFRC ratings are determined for a fixed set of environmental conditions and a specific product size. NFRC does not recommend any product and does not warrant the suitability of any product for any specific use. Consult manufacturers literature of other product performance information. [www.nfrc.org](http://www.nfrc.org)

<sup>1</sup> glazing layers / spacer type / lowE emissivity (surface) / gap fill / gap width

**NOTE:**

**Energy performance ratings are subject to change. For current ratings visit [www.energystar.gov](http://www.energystar.gov)**

# Series STR 7000 Residential Vinyl Steel Combination Door



Shown with full-view white storm door

**Decorative Fan Light Series 7000 Combo**



**Oval Frosted Series 7000 Combo**



4 Panel w/ Fan: sunburst window with beveled glass, floral pattern and brass caning replace top two panels.

Elegant white door with frosted oval window comes with brass kickplate and white all-glass storm door. Door is drilled for deadbolt. Entrance lock and deadbolt are available in brass. Keyed alike for convenience. 4.5" jamb. Other sizes and designs are available by special order. 0211210 & 0211211 shown above.

## Door Features:

### Vinyl Laminated Galvanized Steel

- Our Thickest Gauge of Long Lasting Steel
- Upgrade from Series 8000 Steel

### Lifetime Warranty Weather-Stripping

- Protects Against Air, Light and Water

### Residential 1-3/4" Door

- Our Very Best Door

### Polyurethane Foam Core

- Highly Energy Efficient R-Values

### Quality Wood Jambs

- Finger Jointed Solid Pine

### Six-Finger Vinyl Sweep

### Factory Installed Swivel Latch Bolt



**ELIXIR**  
INDUSTRIES  
SINCE 1948

## Series STR 7000 Residential Vinyl Steel Combination Door

		Six Panel Door*			4 Panel w/Fan*	Platinum Inlaid Oval	Frosted Glass Oval	9-Lite	
Jamb Width:		4"	4"	6.5"	4"			4"	6.5"
Door Inside:		White	White	White	White	White	White	White	White
Door Outside:		White	White	White	White	White	White	White	White
Storm Color:		White	White	White	White	White	White	White	White
Storm Style:		Full View	Standard	Standard	Full View	Full View	All Glass	Standard	White
34 x 76	L/H	<b>0211750</b>	<b>0211722</b>	<b>0211740</b>	<b>0211206</b>	<b>0211197</b>	<b>0211210</b>	<b>0211247</b>	<b>0211248</b>
	R/H	<b>0211751</b>	<b>0211723</b>	<b>0211741</b>	<b>0211205</b>	<b>0211198</b>	<b>0211211</b>	<b>0211246</b>	<b>0211249</b>
34 x 78	L/H								
	R/H								
34 x 80	L/H	<b>0211748</b>	<b>0211746</b>	<b>0211742</b>					
	R/H	<b>0211749</b>		<b>0211743</b>					

\* Energy Star rated. (See chart on C-4)

# Series 6000 Housetype Combination Door

## Door Features:

- **Painted Galvanized Steel**  
Long Lasting
- **Double Seal**  
Folded Steel Edge with Weather Stripping  
Protects Against Air, Light and Water
- **Adjustable Door Stop**
- **Factory Installed Swivel Latch Bolt**
- **Sloped Threshold**
- **Polyurethane Foam Core**  
Highly Energy Efficient R-Values
- **Quality Wood Jambs**  
Finger Jointed Solid Pine

## 10" x 10" Diamond Series



10" x 10" Diamond (window) Series with Mill Finish Standard Storm Door.  
Details on page C-7

## Door Color Options:

**Exterior:** White or Cream  
**Interior:** White, Cream or Dark

Quality Wood Jambs




## Blank Style



Blank Style Door (no window) with White Standard Storm Door – Shown on Left.  
Details below.

**Optional Hardware Sold  
on Page C-12**

		Series 6000 Blank Style Combination Door				
Features		Knocker, Viewer & Deadbolt	Knocker & Viewer	Knocker & Viewer	Knocker & Viewer	Knocker, Viewer & Deadbolt
Outside:		White	White	White	White	White
Inside:		Dark	Dark	White	White	White
Storm Color:		Mill	White	Mill	White	White
Storm Style:		Standard Storm Door	Standard Storm Door	Standard Storm Door	Standard Storm Door	Standard Storm Door
32 X 76	L/H			<b>0211202</b>	<b>0212109</b>	
	R/H			<b>0211201</b>	<b>0212108</b>	
34 X 76	L/H	<b>0211098</b>	<b>0211106</b>	<b>0211219</b>	<b>0211207</b>	<b>0211091</b>
	R/H	<b>0211099</b>		<b>0211220</b>	<b>0211208</b>	<b>0211093</b>
34 x 80	L/H			<b>0211214</b>		
	R/H			<b>0211215</b>		

6000 Series		10" x 10" Diamond Window						Cottage Window		
Jamb Width:		4"	4"	4"	4"	4"	6.5"	6.5"	4"	6.5"
Outside:		White	White	White	White	White	White	White	White	White
Inside:		Dark	Dark	White	White	White	White	Dark	White	White
Storm Color:		White	Mill	Mill	White	White	White	Mill	White	White
Storm Style:		Standard	Standard	Standard	Standard	Full View	Standard	Standard	Standard	Standard
32 X 72	L/H		<b>0211051</b>	<b>0210870</b>	<b>0210880</b>					
	R/H		<b>0211052</b>	<b>0211056</b>	<b>0210881</b>					
32 X 74	L/H		<b>0210923</b>	<b>0210930</b>	<b>0212100</b>					
	R/H		<b>0210924</b>		<b>0212101</b>					
32 x 76	L/H	<b>0211079</b>	<b>0211065</b>	<b>0210872</b>	<b>0210874</b> <b>0212112**</b>			<b>0211118</b>		
	R/H	<b>0211078</b>	<b>0211066</b>	<b>0210873</b>	<b>0210875</b> <b>0212113**</b>			<b>0211119</b>		
32 x 78	L/H		<b>0211075</b>							
	R/H									
32 x 80	L/H				<b>0211308</b>					
	R/H				<b>0211309</b>					
34 x 76	L/H	<b>0211083</b>	<b>0211031</b>	<b>0210876</b>	<b>0210878</b> <b>0212110**</b>	<b>0210886</b>	<b>0211180</b> <b>0211091*</b>	<b>0211110</b>	<b>0211136*</b>	<b>0211167</b>
	R/H	<b>0211084</b>	<b>0211082</b>	<b>0210877</b>	<b>0210879</b> <b>0212111**</b>	<b>0210888</b>	<b>0211181</b>	<b>0211111</b>	<b>0211137*</b>	<b>0211166</b>
34 x 78	L/H	<b>0211088</b>	<b>0210911</b>	<b>0211300</b>	<b>0211304</b>			<b>0211112</b>	<b>0211138*</b>	
	R/H	<b>0211089</b>	<b>0210910</b>	<b>0211301</b>	<b>0211305</b>				<b>0211139*</b>	
34 x 80	L/H	<b>0211086</b>	<b>0211030</b>	<b>0211302</b>	<b>0211306</b>		<b>0211182</b>	<b>0211114</b>		<b>0211165</b>
	R/H		<b>0211090</b>	<b>0211303</b>	<b>0211307</b>		<b>0211183</b>	<b>0211115</b>		
36 x 76	L/H				<b>0210882</b>					
	R/H				<b>0210883</b>					
36 x 80	L/H		<b>0211116</b>	<b>0211312</b>	<b>0211311</b>					
	R/H		<b>0211117</b>	<b>0211313</b>	<b>0211310</b>					
38 x 76	L/H			<b>0211316</b>	<b>0212106</b>					
	R/H			<b>0211317</b>	<b>0212107</b>					
38 x 80	L/H					<b>0210928</b>	<b>0211101*</b>			
	R/H					<b>0210929</b>	<b>0211100*</b>			

\* With knocker/viewer, deadbolt bore

\*\* With deadbolt bore

For storm door features,  
see page C-14



**ELIXIR**  
INDUSTRIES  
SINCE 1948

## 6000 Series Fan Window

Classic white door with fan-shaped window is white inside and out with matching white jambs. Drilled for deadbolt.

- 0210914** 34" x 76" LH; Full View White Storm
- 0210915** 34" x 76" RH; Full View White Storm
- 0210917** 34" x 76" LH; Std. White Storm
- 0210921** 34" x 76" RH; Std. White Storm
- 0211233** 34" x 76" LH; Std. White Storm with 4.5" Jambs
- 0211234** 34" x 76" RH; Std. White Storm with 4.5" Jambs



# Series 400 Vinyl Steel Exterior Door

## Door Features:

### Vinyl Laminated Galvanized Steel

- Long Lasting
- 60% Thicker than Series 200 Doors
- More Dent and Scratch Resistant
- Withstands Winds in Excess of 140 MPH

### Double Seal

- Folded Steel Edge with Weather Stripping
- Protects Against Air, Light and Water

### Factory Installed Swivel Latch Bolt

### Polyurethane Foam Core

- Highly Energy Efficient R-Values

### Adjustable Striker Plates



Fan Window



Series 400, LH Door (shown above) w/ Cottage Window

## Door w/Fan Window

**0210960** 34" x 76" LH White/White w/Dead Bolt Bore

**0210961** 34" x 76" RH White/White w/Dead Bolt Bore



## Door w/Cottage Window

**0210976** 36" x 80" LH White/White, Mill Frame, (shown at right)



## Door w/10" X 10" Diamond Window

**0210965** 32" x 74" LH White/White

**0210966** 36" x 80" LH Gray/Gray

**0210967** 36" x 80" RH Gray/Gray

**0210968** 36" x 80" RH White/White

**0210969** 36" x 80" LH White/White



## Door w/10" x 10" Square Window

**0210819** 34" x 72" LH White/White w/Mill Finish Door Frame

**0210959** 34" x 72" RH White/White w/Mill Finish Door Frame



Blank, Series 400, LH Door

## Blank Door Series 400, (No Window)

**0210964** 36" x 80" LH White/White, White Frame

**0210978** 36" x 80" LH White/White, Mill Frame (shown at right)


**0210973** 32" x 74" LH White/White, Mill Frame

## Fiberglass Extra Wide Single Door

Often used for portable buildings.

**0211171** 60" x 72" LH White/White, Mill Frame





## Series 300 6-Panel

Same quality features as the 400 Series with six raised panels. White door and frame only.

- 0211126** 32" x 72" LH, knocker, viewer
- 0211127** 32" x 76" RH, knocker, viewer
- 0211128** 32" x 76" LH, knocker, viewer
- 0210758** 34" x 76" LH, knocker, viewer, deadbolt bore
- 0211129** 34" x 76" RH, knocker, viewer
- 0211130** 34" x 76" LH, knocker, viewer
- 0210787** 34" x 76" LH, deadbolt bore
- 0210788** 34" x 76" RH, deadbolt bore
- 0211107** 36" x 80" RH



Specially designed for manufactured home doors, tested residential grade. Locks are sold without bolts and strike plate, which are included in our stocked doors.

- 0295040** Entrance Lock, Stainless Steel
- 0295030** Entrance Lock, Stainless Steel, Keyed to #0122544
- 0295041** Entrance Lock & Deadbolt Set, Master Keyed, Stainless Steel.



## Reinforced Commercial Grade

Commercial Grade with 2 x 4 Construction

### BLANK DOORS

- 0211175** 36" x 80" LH Blank White/White
- 0211176** 36" x 80" RH Blank White/White (*shown on the right*)

### HEAVY DUTY LOCK

- 0295005** Round Knob, Stainless Steel
- 0295006** Lever Style, Stainless Steel

### THRESHOLD FOR HANDICAP ENTRANCE

- 0265491** Interior For 36" Door
- 0265492** Exterior For 36" Door

## Series 100, Double Doors

Same quality features as Series 200, but with double doors. See following pages for features of 200 series doors.

### Blank Double Door


Mill Finish Frame

- 0211172** 61" x 72", RH, White/Dark
- 0211212** 61" x 72", LH, White/White
- 0211155** 61" x 80", LH, White/White
- 0211170** 72" x 72", RH, White/White
- 0211168** 72" x 72", RH, White/Dark
- 0211169** 72" x 72", LH, Cream/Cream
- 0211279** 72" x 72", RH, Buck/Buck
- 0211173** 72" x 80", LH, White/White

### Cottage Double Door

White/White Mill Finish Frame

- 0211213** 72" x 76," LH



# Series 200 Manufactured Home Exterior Door



## Door Features:

### Painted Galvanized Steel

- Long Lasting

### Double Seal

- Folded Steel Edge w/Weather Stripping
- Protects Against Air, Light and Water

### Factory Installed Swivel Latch Bolt

### Polyurethane Foam Core

- Highly Energy Efficient R-Values

### Adjustable Striker Plates

## Door Color Options:

**Exterior:** White or Cream

**Interior:** White, Cream or Dark

## Frame Color Options:

White, Cream or Bronze

## Quick Reference For Door Hardware

Hardware is sold as an option on these doors for economy, so you can buy only what you need.

- 0295040** Lock, Stainless Steel\*
- 0295041** Deadbolt Combo SS, Master-Keyed\*
- 0212022** Knocker/Viewer, Brass
- 0212010** Knocker/Viewer, Chrome
- 0265506** Threshold f/32" or less
- 0265507** Threshold f/34" door
- 0265508** Threshold f/36" door
- 0265509** Threshold f/48" door
- 0265510** Threshold f/72" door
- 0219001** Weather Stripping 30'
- 0212011** Drip Cap f/32" or smaller door
- 0212012** Drip Cap f/34" door
- 0212013** Drip Cap f/36" door
- 0212014** Drip Cap f/48" door
- 0212018** Drip Cap f/53" door
- 0212009** Drip Cap f/72" door
- 0210601** Safety Chain Kit
- 0210602** S Hooks
- 0210455** Replacement Door Shipping Clip

\* These items come without a bolt or strike, which are already installed on these doors

Specially designed for manufactured home doors, tested residential grade. Locks are sold without bolts and strike plate, which are included in our stocked doors.

- 0295040** Entrance Lock, Stainless Steel
- 0295030** Entrance Lock, Stainless Steel, Keyed to #0122544
- 0295041** Entrance Lock & Deadbolt Set, Master Keyed, Stainless Steel.



**ELIXIR  
INDUSTRIES**  
SINCE 1948

# Series 200 Exterior Doors

		10" x 10" Diamond Window			18" x 20" Slider Window			Cottage Window		Fan Window
OUTSIDE:		White	White	White	White	White	White	White	White	White
INSIDE:		Dark	White	White	Dark	White	White	White	White	White
		MF Frame	WH Frame	MF Frame	MF Frame	WH Frame	MF Frame	WH Frame	MF Frame	WH Frame
30 x 72	LH	<b>0211035</b>	<b>0210866</b>		<b>0210800</b>					
	RH		<b>0210867</b>		<b>0210799</b>					
32 x 72	LH	<b>0210916</b>	<b>0210850</b>		<b>0210801</b>	<b>0211400</b>	<b>0211846</b>	<b>0210885</b>		
	RH	<b>0210920</b>	<b>0210849</b>	<b>0211800</b>	<b>0210802</b>	<b>0211401</b>		<b>0210884</b>		
32 x 74	LH	<b>0211033</b>	<b>0212102</b>		<b>0210810</b>	<b>0211402</b>		<b>0211410</b>		
	RH	<b>0210935</b>	<b>0212103</b>		<b>0210812</b>	<b>0211403</b>		<b>0211411</b>		
32 x 76	LH	<b>0210919</b>	<b>0210854</b> <b>0211803*</b>	<b>0211802</b> <b>0211804*</b>	<b>0210806</b>	<b>0211404</b>	<b>0211850</b>	<b>0210887</b>	<b>0211878</b>	<b>0210847</b>
	RH	<b>0210797</b>	<b>0210855</b>	<b>0211805</b>	<b>0210798</b>	<b>0211405</b>	<b>0211851</b>	<b>0210896</b>	<b>0211879</b>	<b>0210848</b>
32 x 78	LH	<b>0210897</b>	<b>0210912</b>	<b>0211806</b>	<b>0210901</b>	<b>0211406</b>		<b>0211412</b>		<b>0210894</b>
	RH	<b>0210936</b>	<b>0210913</b>	<b>0211807</b>	<b>0210902</b>	<b>0211407</b>		<b>0211413</b>		<b>0210895</b>
32 x 80	LH		<b>0210926</b>	<b>0211808</b>	<b>0210908</b>	<b>0211408</b>		<b>0210946</b>	<b>0211882</b>	
	RH		<b>0210927</b>			<b>0211409</b>	<b>0211855</b>	<b>0210947</b>	<b>0211883</b>	
34 x 72	LH									
	RH			<b>0210821**</b>						
34 x 76	LH	<b>0210918</b>	<b>0210858</b> <b>0211028*</b>	<b>0211812</b>	<b>0211029</b>	<b>0210840</b>	<b>0211858</b>	<b>0210889</b>	<b>0211886</b>	<b>0210856</b> <b>0211027*</b>
	RH	<b>0210904</b>	<b>0210859</b>	<b>0211813</b>	<b>0210905</b>	<b>0210841</b>	<b>0211859</b>	<b>0210890*</b>	<b>0211887</b>	<b>0210857</b>
34 x 78	LH	<b>0210898</b>	<b>0210862</b>	<b>0211814</b>	<b>0210899</b>	<b>0210842</b>	<b>0211860</b>	<b>0210891</b>	<b>0211888</b>	<b>0210938</b>
	RH		<b>0210863</b>			<b>0210843</b>		<b>0210892</b>	<b>0211889</b>	<b>0210939</b>
34 x 80	LH	<b>0210903</b>	<b>0210864</b>	<b>0211816</b>	<b>0210909</b>	<b>0210844</b>	<b>0211862</b>			
	RH		<b>0210865</b>	<b>0211817</b>		<b>0210845</b>	<b>0211863</b>			
36 x 72	LH							<b>0210893</b>		
	RH									
36 x 76	LH		<b>0210868</b>	<b>0211820</b>					<b>0210861</b>	
	RH		<b>0210869</b>	<b>0211821</b>		<b>0210837</b>			<b>0210853</b>	
36 x 80	LH	<b>0210814</b>	<b>0210816</b>	<b>0210796</b>	<b>0210906</b>	<b>0210838</b>		<b>0210851</b>		
	RH	<b>0210833</b>	<b>0210817</b>	<b>0211822</b> <b>0210822**</b>	<b>0210907</b>	<b>0210839</b>	<b>0211871</b>	<b>0210852</b>		

\*With Deadbolt Drill

\*\*Square 10" x 10" Window

## Diamond Replacement Window 10" x 10"



**0210745** 10" x 10" Diamond Window,  
Brown

**0210747** 10" x 10" Diamond Window,  
White



**ELIXIR INDUSTRIES**  
SINCE 1948

# Series 200 Exterior Doors

## Blank

OUTSIDE:	White	White	White	Cream	White	Buck
INSIDE:	Dark	White	White	Dark/Buck	Buck	Buck
	MF Frame	WH Frame	MF Frame	MF Frame	MF Frame	MF Frame
30 x 72	<b>0210804</b>	<b>0211179</b>	<b>0211900</b>			
32 x 72	<b>0210805</b>	<b>0210790</b>	<b>0211187</b>			
32 x 74	<b>0210786</b>	<b>0211178</b>	<b>0211901</b>			
32 x 76	<b>0210811</b>	<b>0210791</b> <b>0211826*</b>	<b>0211827</b>	<b>0210823</b>		
32 x 78	<b>0210780</b>	<b>0210781</b>	<b>0211828</b>			
32 x 80		<b>0210835</b>	<b>0211829</b>			
34 x 76	<b>0210809</b>	<b>0210807</b> <b>0211833*</b> <b>0211832**</b>	<b>0211835</b>	<b>0210824</b>		
34 x 78	<b>0210779</b>	<b>0210792</b>	<b>0211836</b>			
34 x 80		<b>0210793</b>	<b>0211837</b>			
36 x 60			<b>0211190</b>			
36 x 61			<b>0211196</b>			
36 x 63			<b>0211193</b> <b>0211272 H</b>			
36 x 70			<b>0211192</b>			
36 x 72	<b>0210775</b>		<b>0211189</b> <b>0211273 H</b>			
36 x 74			<b>0211194</b>			
36 x 76	<b>0210776</b>	<b>0210774</b>	<b>0211840</b>			
36 x 80	<b>0210789</b>	<b>0210794</b>	<b>0211841</b> <b>0211270 H</b>	<b>0210828</b>		
48 x 63			<b>0210785</b>			
48 x 72	<b>0210778</b>		<b>0210782</b>	<b>0210777 B</b>		<b>0210761</b>
48 x 76	<b>0210768</b>		<b>0210783</b>			
48 x 80			<b>0210784</b>	<b>0210766</b>	<b>0210767</b>	

\* Left Hand, With Deadbolt Drill

\*\* Left Hand, Knocker Viewer with Deadbolt Drill

H - Heavy Duty Frame

B - Buck Color

## Quick Reference For Door Hardware

Hardware is sold as an option on these doors for economy, so you can buy only what you need.

<b>0295040</b>	Lock, Stainless Steel*	<b>0219001</b>	Weather Stripping 30'
<b>0295041</b>	Deadbolt Combo SS, Master-Keyed*	<b>0212011</b>	Drip Cap f/32" or smaller door
<b>0212022</b>	Knocker/Viewer, Brass	<b>0212012</b>	Drip Cap f/34" door
<b>0212010</b>	Knocker/Viewer, Chrome	<b>0212013</b>	Drip Cap f/36" door
<b>0265506</b>	Threshold f/32" or less	<b>0212014</b>	Drip Cap f/48" door
<b>0265507</b>	Threshold f/34" door	<b>0212018</b>	Drip Cap f/53" door
<b>0265508</b>	Threshold f/36" door	<b>0212009</b>	Drip Cap f/72" door
<b>0265509</b>	Threshold f/48" door	<b>0210601</b>	Safety Chain Kit
<b>0265510</b>	Threshold f/72" door	<b>0210602</b>	S Hooks
		<b>0210455</b>	Replacement Door Shipping Clip

\* These items come without a bolt or strike, which are already installed on these doors

# Replacement Windows for Doors

## Diamond Window 10" x 10"



**0210745** Brown  
**0210747** White

## Long Rectangular Window



4" x 24" Window,  
Colorless Obscure Glass  
w/White Frame

**0210746**

## Fan Window



**0210750** White Fan Window

## Cottage Window



**0210744** 20" x 36"  
**0210740** 22" x 36"

## Exterior Door Hinges

### Door Hinges



**0210608** Mill Ext.  
**0210609** White

## Slider Window



18" x 20" w/Screen  
**0210803** Mill Finish  
**0210795** White

## Exterior Door Hinges for 7000 Series Doors

Designed with Radius  
Corners For The 7000  
Series Doors.

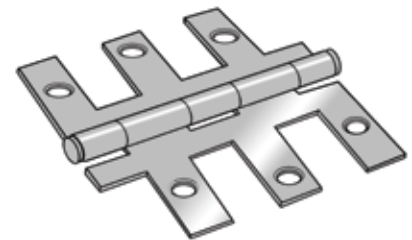


**0210605** Zinc

## Six Finger Hinges

Six screw flanges.

**0210993** Satin Nickel



## Combo Door Hinges

Designed for 6000, 8,000  
and 9,000 Series Doors.

**0210995** Brass  
**0210996** Zinc



Outdoor Improvements  
Anchors & Set-Up Material  
Doors & Windows  
Coatings & Cleaners  
Appliances  
Tools & Hardware  
Carpet & Flooring  
Electrical  
Plumbing  
Towing & Safety  
Heating & Cooling

		ELIXIR INDUSTRIES SINCE 1948				
Rough Opening		Mill	White	Bronze	White	White
		Standard	Standard	Standard	Full View	All Glass
32 x 72	LH	<b>0210808</b>	<b>0212104</b>			
	RH	<b>0210815</b>	<b>0212105</b>			
32 x 76	LH	<b>0211006</b>	<b>0211007</b>	<b>0211059</b>		
	RH	<b>0210818</b>	<b>0211008</b>	<b>0211060</b>		
34 x 76	LH	<b>0211020</b>	<b>0211053</b>	<b>0211055</b>	<b>0211133</b>	<b>0211023</b>
	RH	<b>0211013</b>	<b>0211054</b>	<b>0211061</b>	<b>0211134</b>	<b>0211024</b>
34 x 78	LH	<b>0211012</b>	<b>0211062</b>		<b>0211135</b>	
	RH	<b>0211015</b>	<b>0211058</b>			
34 x 80	LH	<b>0211010</b>	<b>0211064</b>			<b>0211021</b>
	RH	<b>0211014</b>	<b>0211063</b>			<b>0211022</b>
36 x 76	LH		<b>0211043</b>			
	RH		<b>0211044</b>			
36 x 80	LH		<b>0211050</b>			
	RH		<b>0211041</b>			
38 x 76	LH		<b>0211045</b>			
	RH		<b>0211046</b>			
38 x 80	LH		<b>0211017</b>			
	RH		<b>0211016</b>			
38 x 82	LH		<b>0211048</b>			
	RH		<b>0211049</b>			



All storm doors pictured are right-hand doors.

Heavy-gauge, hollow, aluminum door frame, reinforced with 14-gauge corner gussets. Fiberglass screen resists impact without permanent deformation.

Sliding window tested in 2,500 uses without failure (equivalent to more than 20 years of normal use). 1/8" tempered safety glass installed in all standard size doors.

## Replacement Screen Window

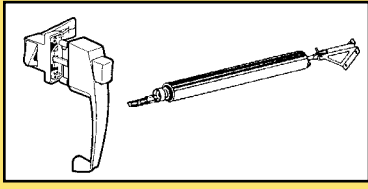
for Standard Storm Door  
27" x 29"



- 0210945** Screen f/Std. Door - Mill Finish
- 0210948** Screen f/Std. Door - White

## Hardware Kits

Handle & Closure Kit



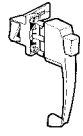
- 0212036** Black
- 0212038** White

## Storm Door Parts

- 0210450** Top Glides for Bottom Glass
- 0210452** Clips & Springs for Bottom Glass
- 0210470** Clip for Full View Storm, White
- 0295085** Hinge - Mill
- 0295086** Hinge - White
- 0295087** Hinge - Brass

## Pushbutton Latch Handle

- Anti-lockout feature
- 1-3/4" mounting hold spacing
- Installs in three 1/4" holes
- Carded



For all outswinging doors 7/8" to 1-1/4". Converts to key locking set with key plug.

- 0291300** White; 5/Ctn.
- 0291301** Aluminum; 10/Ctn.
- 0291302** Black; 10/Ctn.

## Storm Door Closer



Smooth, silent regulated closing for storm and screen doors. Permanently sealed tube. Positive-latching mechanism. Shock absorber action.



- 0210700** White
- 0210701** Aluminum
- 0210702** Black

## Pushbutton Key Plug

for Storm Door Locks



Fits most rectangular pushbutton storm doors. Furnished with calibrated metal spindle and spring.

- 0291305** Black; 10/Ctn.

# Sliding Glass Patio Doors by



## Vinyl 72" x 76"

- Attractive low profile multi-chambered frame increases viewing area and improves thermal and sound insulating value.
- Standard Frame for use with lap siding. Lap Frame with integral siding pocket that eliminates the need for additional siding trim pieces.
- Heat fusion welded frame and moving panel provides superior structural strength and prevents potential leakage at the corners.
- Staggered internal weep system allows minimum dust infiltration. Snap-in weep covers are standard.
- 3/4 inch sealed insulating glass (tempered) with "intercept" spacer and optional Low-E provides optimum thermal performance.
- Color coordinated attractive mortise type keyed lock mounted on steel reinforced lock jamb for strength and sturdiness that provides added security. Lock keeper is adjustable.
- Easy to reverse the door from XO to OX or OX to XO. Reversing must be done prior to installation.



Meets or exceeds the performance requirement of - AAMA 1701.2 Standard, Grade Wind Zone III AAMA/NWDA 101 / 1.5.2 Standard, Grade SGD-R15

**0212029** "OX", 72" x 76"

**0212028** "XO", 72" x 76"

**0212030** White, Screen for vinyl door

**0290403** Replacement Lock

**XO:** From outside looking in, left panel slides, right panel is stationary.  
**OX:** From outside looking in, right panel slides, left panel is stationary.

## Aluminum 72" x 76"

- Standard Frame for use with flush mount application.
- 5/8 inch sealed insulating glass (tempered) with optional Low-E provides optimum thermal performance.
- Heavy duty fin seal weatherstrip to reduce air, water, dust and noise infiltration.
- Fully adjustable factory lubricated steel tandem rollers mounted with ball bearing insures trouble free operation.
- Full length lip on lock jamb acts as lock strike, not requiring adjustments after the door is properly installed.
- Slide direction easily reversed from XO to OX or OX to XO.
- Lap siding application, by special order only.



### For Flush Mount Applications, 72" W x 76" H

(Lap siding application, by special order only.)

**0212044** "XO" with 15/15 grids, 72" x 76"

**0212045** "OX" with 15/15 grids, 72" x 76"

**0212026** "OX", 72" x 76"

**0212025** "XO", 72" x 76"

**0212034** White, Screen for aluminum door

**0212035** Mill, Screen for aluminum door

**0290402** Replacement Lock

**XO:** From outside looking in, left panel slides, right panel is stationary.  
**OX:** From outside looking in, right panel slides, left panel is stationary.

- Outdoor Improvements
- Anchors & Set-Up Material
- Doors & Windows
- Coatings & Cleaners
- Appliances
- Tools & Hardware
- Carpet & Flooring
- Electrical
- Plumbing
- Towing & Safety
- Heating & Cooling

## Outswinging Double French Doors

Add value and beauty to the home with Double French Doors.


These are part of the Series 400 Exterior Doors featured on page C-8. Please refer to that page for construction details and features.



**0212040** 72" x 76" RH

**0212041** 72" x 76" LH

## Sliding Patio Door Lock



Universal sliding glass door lock features extended guide to prevent lift and opening. Also guarantees lock alignment. Fits most doors.

**0290405** Patio Door Lock (Old Style)


**0290406** Patio Door Lock (New Style) for Vinyl Doors

**0290407** Lock Cylinder Only


## Sliding Patio Door Lock Kit

Universal, recessed sliding door lock kit, with key, comes with easy to follow instructions. (Found on 1999 and older homes.)

**0290408**



## Replacement Patio Screen Door



For Phillips Style M/1000 Screen Door, 36" x 75-7/16"

**0212007** Mill Finish

**0212008** White

For Kinro:

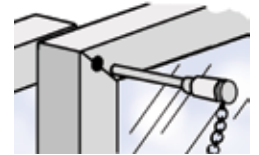
**0212030** Vinyl Patio Door

**0212034** Aluminum Patio Door

## Nite Lock Pin

For Sliding Patio Door

Protects against burglary. Easy installation. Out of children's reach.



**0469000**


## Patio Screen Roller #197C



**0461702** 12/Ctn.

## Tacky Tape®

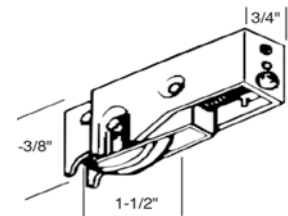
Tacky Tape® is designed to seal and prevent the entry of dust, air and moisture and assure a weather tight seal. Weatherability: QUV, 340A lamp (1000 Hrs, Excellent, no cracking, chalking, wash-off or flow (sag). 3/4" x 1/8" x 30'.



**0360800** 24/Ctn.

**C-16**

## Patio Door Roller



**0461703**



# 1-3/8" Interior Doors

## Six-Panel Masonite Molded Doors:

The Masonite Molded Panel Series is the industry benchmark for all composite wood doors. This series utilizes a composite wood construction that results in a more durable door that resists warping, shrinking, and cracking better than a solid wood door. In harvest oak or classic white. Uses non-mortise hinges.



### Standard Doors:

The Masonite® Veneer Flush interior door offers the visual beauty and refinement of natural wood doors at a value price. These doors are available as hollow core or solid core for the weight and feel of solid wood. Veneer Flush doors are both stainable or paintable.



## Interior Doors

	Standard		Six Panel Molded	
	Valley Oak	Flushed White	Harvest Oak	White
24" x 78"	<b>0210710</b>	<b>0210715</b>	<b>0210687</b>	<b>0210705</b>
24" x 80"	<b>0210729</b>	<b>0210725</b>	<b>0210680</b>	<b>0210735</b>
26" x 78"	<b>0210711</b>	<b>0210716</b>	<b>0210688</b>	<b>0210706</b>
26" x 80"	<b>0210730</b>	<b>0210726</b>	<b>0210681</b>	<b>0210736</b>
28" x 78"	<b>0210712</b>	<b>0210717</b>	<b>0210689</b>	<b>0210707</b>
28" x 80"	<b>0210731</b>	<b>0210727</b>	<b>0210682</b>	<b>0210737</b>
30" x 78"	<b>0210713</b>	<b>0210718</b>	<b>0210690</b>	<b>0210708</b>
30" x 80"	<b>0210732</b>	<b>0210728</b>	<b>0210683</b>	<b>0210738</b>
32" x 78"	<b>0210721</b>	<b>0210720</b>	<b>0210691</b>	
32" x 80"	<b>0210743</b>	<b>0210742</b>	<b>0210684</b>	<b>0210734</b>
36" x 78"	<b>0210714</b>			
36" x 80"	<b>0210741</b>	<b>0210739</b>		

All Colors May Not Be Available At All Locations • Other colors available by special order.

## Interior Passage & Privacy Lock



Conical knob, contemporary design. 2-3/8" round drive-in latch.

- 0290105** Passage, Polished Brass
- 0290106** Privacy, Polished Brass
- 0290103** Passage, Brushed Nickel
- 0290104** Privacy, Brushed Nickel

Other interior locks are sold on page 20

Privacy

## Interior Door Hinges


Non-mortise, 3 leaf folding door hinges, 1-3/16" x 3-7/16".



Polybagged in pairs with 8 screws.

- 0210990** Brass
- 0210991** Brushed Nickel

Non-mortise, extended, 3 leaf folding door hinges. 1-3/16 x 3-7/16 (extended leaf 1-1/2")




Polybagged in pairs with 8 screws.

- 0210989** Brass
- 0210992** Brushed Nickel

Non-Mortise Hinge

2/Box



- 0210998** Brass

Outdoor Improvements  
 Anchors & Set-Up Material  
 Doors & Windows  
 Coatings & Cleaners  
 Appliances  
 Tools & Hardware  
 Carpet & Flooring  
 Electrical  
 Plumbing  
 Towing & Safety  
 Heating & Cooling

**LOCWARE** by

**ELIXIR INDUSTRIES**  
 SINCE 1948

**Entrance Lock Only**

- Seamless one-piece knob
- Auto-release and panic-proof
- Patented revolving collar adj. drive-in latch bolt for easy installation



**0295046** Master-keyed, Adj. Stainless Steel

**0295077** Master-keyed, Adj., Brass

**0295068** Mortise Plate

**0295059** Replacement Key for Master-Keyed Locks

**Deadbolt Lock Only**



- Solid brass cylinder housing
- Patented revolving collar drive-in latch bolt for easy installation
- Solid brass latchbolt with anti-sawing roller insert
- 2-3/8 Backset

**0295054** Single, Stain. Steel

**0295078** Single Deadbolt, Brass

**0295079** Double Deadbolt, Brass

**LOCWARE**  
**Combo Lock Sets**



Keyed-alike entrance and deadbolt lock set. Great security, specially designed for manufactured home doors, tested residential grade. Adjustable bolts, single deadbolt.

**0295125** Brass

**0295126** Stainless Steel

**Elixir Deadbolt Drive-In Latch Bolt**

2-3/8" drive-in w/swivel bolt.  
 5/8" Throw



**0295032** 12/Ctn.

**0295061** Patented revolving collar adj. drive-in latch bolt for easy installation

**Elixir Entrance Drive-In Latch Bolt**



Adjustable swivel latch bolt only. Slides from 2-3/8" backset to 2-3/4".

**0295050** 24/Ctn.

**ELIXIR INDUSTRIES**  
 SINCE 1948  
**Striker Plates**

**0295065** For Elixir Entrance Lock (Doors produced prior to Aug. 1992)

**0295066** For Elixir Dead Bolt Lock (Doors produced prior to Aug. 1992)

**0295070** For Elixir Regular Doors

**0295071** For House-type (Combo) Doors



**Elixir Key**



**0295060** Blank

**0295059** Master Key



# Exterior Door Lock & Deadbolt



0290811 Shown

## Drive-In Entrance Lock

2-1/8" diameter face hole, 1" diameter latch hole. Comes with adjustable round, drive-in latch bolt. 20/Ctn.

**0290827** Stainless Steel

**0290828** Master-keyed Stainless Steel, #69777

**0290812** Bright Brass

**0290813** Master-keyed Bright Brass, #69777

## Combo Set

Single deadbolt and entry knob keyed alike in a single box. Adjustable drive-in latch.

**0290810** Bright Brass

**0290825** Stainless Steel

## Square Latch Bolt Entrance Lock

2-1/8" diameter face hole, 1" diameter latch hole. Comes with adjustable square latch bolt. 20/Ctn.

**0290826** Stainless Steel

**0290811** Bright Brass

## Drive-In Bolt

Drive-in dead latch adjustable back set replacement bolt.



**0290819** Stainless Steel

## Master Key

Fits EZSET entrance lock with drive-in latch bolt. Master-keyed. #69777.



**0290818**

## Strike Plate



### Interior Door



Standard latch for 1/2" projection dead bolt. 24/Ctn.

**0290817** Bright Brass

**0290820** Stainless Steel

### QUALITY

- All metal construction
- All exposed components are brass or stainless steel
- Nickel plated brass key

### SECURITY

- 5 Pin tumbler cylinder
- Solid brass cylinder core
- Adjustable 2-3/8" to 2-3/4" backset dead latch on entrance function

### CONVENIENCE

- Cylinder removable for rekeying
- Reversible for RH/LH door
- Adjustable for 1-3/8" to 1-3/4" door thickness
- 2-3/8" to 2-3/4" adjustable backset
- Easy installation
- Can be keyed alike with any E-Z Set lockset



## E-Z Set Deadbolt Lock

1-1/2" to 2-1/8" diameter door face hole. 1" diameter latch hole. 1" projection. 20/Ctn.

**0290816** Double Bright Brass

**0290831** Double Stainless Steel

**0290815** Single Bright Brass

**0290830** Single Stainless Steel

## Economy Entrance Lock & Deadbolt

Adjustable backset bolt.

**0295055** Combo Set, Stainless Steel

**0295076** Entrance Lock, Brass

**0295019** Entrance Lock, Stainless Steel

**0295020** Deadbolt, Stainless Steel

**0295021** Deadbolt, Brass



Outdoor Improvements  
 Anchors & Set-Up Material  
 Doors & Windows  
 Coatings & Cleaners  
 Appliances  
 Tools & Hardware  
 Carpet & Flooring  
 Electrical  
 Plumbing  
 Towing & Safety  
 Heating & Cooling

# Exterior Door Locks, Supplies and Tools



0290805 Knob/Knob

## Valterra Entrance Locks

Adjusts to fit 2-3/8" or 2-3/4" backset and standard or drive-in style latches. Eliminates the guesswork in determining which lock is needed for replacement. Stainless steel finish. Panic-proof knob always free to open. Rekeyable.



0295039 Knob/Lever

- 0290805 Knob/Knob
- 0295039 Knob/Lever





## Theft Stopper

Allows you to easily repair damage from break-ins without replacing entire door, and protects against a recurrence.

Just three easy steps: remove screws from doorknob, place Theft Stopper on outside of door, then replace the knob.

0212024



## Powerbolt Keyless Lockset

Electronic touchpad single-cylinder deadbolt for residential entries.



0290611 Satin Nickel

## Door Viewer

One-way viewer, zinc die-cast with 180° angle plastic lens. 9/16" diameter viewer adjusts for door thicknesses 1-1/2" to 2-1/2". Installation hole is 9/16". Display boxed.



0212017 Chrome

## Lock Installation Tool Kit



## Hole Saw

For fast and easy installation of most locksets and deadbolts; fits most popular electric and cordless drills. Blade-mandrel and bit are high quality heat treated and hardened. Contains one 2-1/8" diameter high carbon steel high speed holesaw and mandrel, and one 1" high speed wood power bit. Will saw through metal or wood. Carded.

0390500 12/Ctn.

## Knocker Viewer



- 0212010 Stainless Steel
- 0212012 Brass

# Interior Door Locks and Supplies

## Conical Passage & Privacy Lock



Passage



Privacy

Conical knob, contemporary design. 2-3/8" round drive-in latch.

- 0290105** Passage, Polished Brass; 30/Ctn.
- 0290106** Privacy, Polished Brass; 30/Ctn.
- 0290107** Replacement Bolt, Polished Brass
- 0290103** Passage, Brushed Nickel; 30/Ctn.
- 0290104** Privacy, Brushed Nickel; 30/Ctn.

## Lever Passage & Privacy Lock



Passage



Privacy

- 0290110** Passage, Polished Brass
- 0290111** Privacy, Polished Brass
- 0290112** Passage, Brushed Nickel
- 0290113** Privacy, Brushed Nickel

## Interior Decorator Plastic Lock

For doors 1" to 1-1/2" thick. Will not rust, tarnish or corrode. 2-3/8" backset, 7/8" diameter. Standard full lip strike.

Smooth-turning. Shrink packaged. 50/Ctn.

- 0291901** Privacy, Coffee
- 0291900** Privacy, Almond
- 0291700** Passage, Almond
- 0291701** Passage, Coffee



## Self-Adhesive Door Stop



- 0211002** White; 100/Ctn.

## Spring-Eze Stop

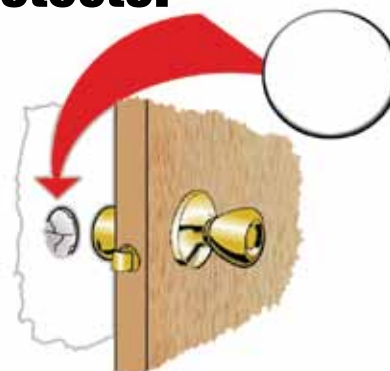


Flexible brass-plated steel spring with white plastic tip. 3" long.

- 0211004** 200/Ctn.

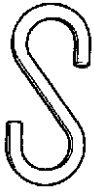
## Knob/Wall Protector

High impact material can be painted or papered. Foam on back absorbs shock. 1/4" total thickness. Washable. White.



- 0211003** 3" Dia.
- 0211005** 5" Dia.

## "S" Hook



Approximately 1-1/2" Long. Ideal for chain door connections and many other uses.

**0210602**


## Door Clip



Keeps doors closed and secure during transport or whenever you need to restrict access.

**0210455**

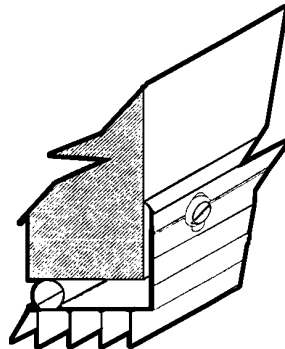
## Weather Stripping



**0219001** 30' Weather Stripping

## Adjustable Vinyl Door Bottom

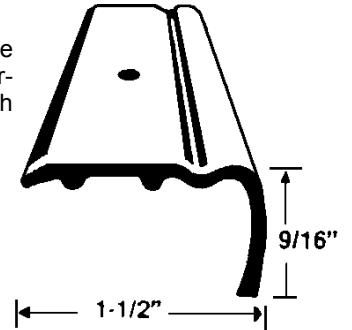
Fills gap between the door and door bottom to prevent air, dust and water entry. Additional seal at top stops any water seepage. Pre-punched slotted holes and self-tapping screws. 36" long. 24/Ctn.



**0219010** White  
**0219011** Brown

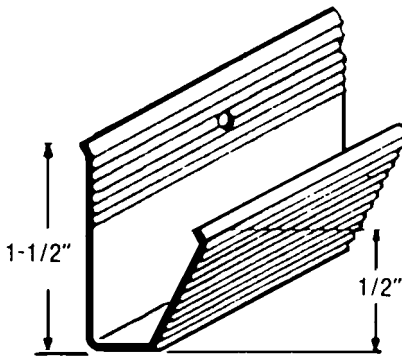
## Roof Edge

Extra soft, heavy-gauge with standard edge. Fourteen ft. length punched with 4" centers.



**0265501** 24/Ctn.

## Aluminum Molding Drip Rail

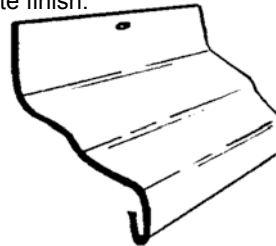


Serrated face 1-1/2" standard 1-1/2" rail 14' length w/punched 4" centers.

**0265503** 25/Ctn.


## Elixir Drip Cap

Install over doors and windows to channel away rain and snow. Steel with white finish.



**0212009** For 72" door  
**0212011** For 32" or less door  
**0212012** For 34" door  
**0212013** For 36" door  
**0212014** For 48" door  
**0212018** For 53" door

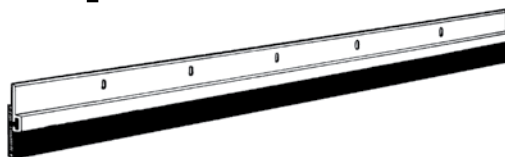
## Drip Cap



Install over doors and windows to channel away rain and snow. The confined caulking area insures neat appearance and positive seal.

**0210950** 31"  
**0210951** 35"  
**0210953** 39"  
**0210954** 43"  
**0210955** 49"

## Door Sweep




1-1/2" overall width including vinyl. 37" overall length. Satin finish. Poly-bag.

**0219009** 24/Ctn.


## Elixir Threshold

Constructed of aluminum.

**0265506** F/32" or less door  
**0265507** F/34" door  
**0265508** F/36" door  
**0265509** F/48" door  
**0265510** F/72" door



# Weather Stripping



## Visco Door Weather Stripping

**Construction:** Pine wood strip or PVC, available as 1<sup>3</sup>/<sub>8</sub>" or 3<sup>4</sup>/<sub>4</sub>" Quarter Round, Narrow.

**Insert:** Q-Lon soft cell foam insert. Foam has thermoplastic cover and will not deteriorate.

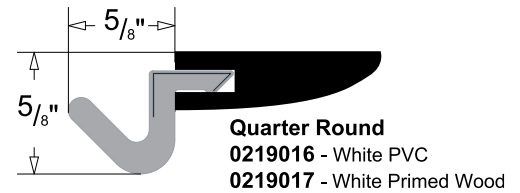
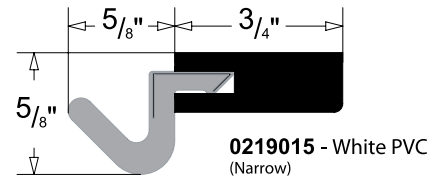
**Finish:** White foam (Brown can be special ordered). Wood is primed, PVC is white.

**Lengths:** 1-3' piece and 2-7' pieces.

**0219015** PVC, 3<sup>4</sup>/<sub>4</sub>", White, Narrow

**0219016** PVC, 1<sup>3</sup>/<sub>8</sub>", White, Quarter Round

**0219017** Wood - 1<sup>3</sup>/<sub>8</sub>", Primed, Quarter Round



## Visco Heavy Duty (Low Profile) Door Weather Stripping

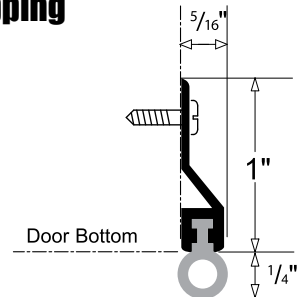
**Construction:** Extruded aluminum. Mitered corners ensure a secure fit with slotted mounting holes for easy adjustment.

**Insert:** 1/4" flexible, bubble type neoprene.

**Finish:** Aluminum (Brown or white can be special ordered).

**Set:** 1-3' piece and 2-7' pieces. Custom lengths also available.

**0219019** Mitered Aluminum  
Approved for sound abatement program.



## Visco Door Weather Stripping

**Construction Q-Lon:** Extruded aluminum. Mitered corners ensure a secure fit with slotted mounting holes for easy adjustment.

**Insert:** Soft cell foam insert. Foam has thermoplastic cover and will not deteriorate.

**Finish:** Aluminum, brown or white finish.

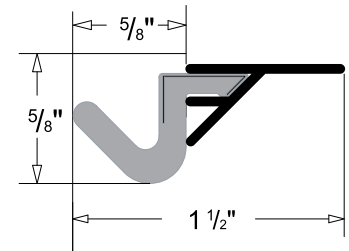
Custom lengths also available.

**Set:** 1-3' piece and 2-7' pieces. Custom lengths also available.

**0219018** Mitered Aluminum

**0219020** Mitered White

**0219021** Mitered Brown



## Visco Door Triple Sweep

**Construction:** Extruded Aluminum

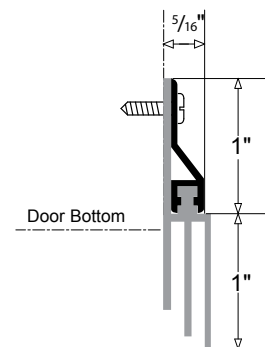
**Insert:** 3/4" Vinyl Insert

**Finish:** Aluminum

**Lengths:** 36"


(Additional sizes and colors available by special order.)

**0219025** Aluminum



## Frost King Replacement Door Seal for Kerfed Millwork Doors

Thermoset plastic door seal will replace the seal in doors with standard 1/8" x 11/32" kerfs. Superior resistance to low temperature compression and will fill gaps up to 11/16". An eliminator seal Unconditionally guaranteed never to fail.



**0219005** Brown; Threshold; Vinyl Covered Foam.

## Frost King 1" x 7' White Vinyl Clad Foam Kerf Door Seal

White foam to match Door Jambs Foam encased in Vinyl for durability best weatherseal for Kerfed Doors Weatherproof and Water Resistant.



**0219006** White; Window; Vinyl Covered Foam.

# Kinro VINYL WINDOWS

## VINYL WINDOW FEATURES

Vinyl construction provides high thermal performance in vertical and horizontal windows.

Frame and sash corners are welded for added strength and water tight corners.

Frame designed with multiple hollow areas for maximum strength and energy efficiency.

Window sash can be removed for easy cleaning on any level of the home.

Reinforcement bars in the meeting rails provide added strength.

Positive integral lock at the meeting rail for increased home security and weather resistance.

Dual weather seal to reduce drafts and enhance energy efficiency.

Nominal 3/4" insulating glass provides superior thermal performance.

Integral "J" trim eliminates the need for additional exterior frame accessories and covers the raw edge of the siding for a clean appearance.

Deep pocket sill for added window strength and weather resistance.

Integral lift rail for easy sash operation.

Spiral balance system provides near effortless sash operation.



Kinro Inc. reserves the right to change details or sizes without notice. The customer assumes all risk for alterations made to Kinro products. All Kinro primary window products are laboratory tested to meet or exceed all manufactured housing federal specifications as labeled on each window. AAMA 1701 compliant for Housing and Urban Development (HUD) codes. AAMA 101 compliant for residential building code requirements. Able to meet Energy Star requirements in all 50 states.



# **Kingro** VINYL WINDOWS

Exact Window Size W x H	Window w/Screen	With 6 x 6 Grids	Obscure Glass W/Screen	w/Super Saver Argon Gas	Low E	Low E Obscure Glass W/Grids	Low E With 6 x 6 Grids
14" x 21"	0462805				0462804		
14" x 27"	0462750		0462797	0462950	0462749		
14" x 35-3/4"	0462847						
14" x 36"	0462777						
14" x 39-5/8"	0462833			0462951	0462860	0462933	
14" x 40"	0462751		0462798				
14" x 53"	0462829				0462826		
14" x 53-7/8"	0462778						
18" x 27"					0462818		
18" x 39-5/8"					0462819		
24" x 39-5/8"	0462834	0462820		0462952	0462879		
24" x 40"	0462752	0462737					
30" x 27"	0462753	0462738		0462953	0462862		
30" x 30"	0462780						
30" x 35-3/4"	0462837	0462822		0462954	0462901		
30" x 36"	0462754	0462739					
30" x 39-5/8"	0462839	0462824		0462955	0462864		
30" x 40"	0462755	0462740			0462904		
30" x 52"	0462806						
30" x 53"	0462756	0462757		0462956	0462883		
30" x 53-7/8"	0462807	0462741					0462916
30" x 58"	0462783						
30" x 68"	0462808						
36" x 27"	0462785						
36" x 35-3/4"	0462851				0462856		
36" x 36"	0462786						
36" x 39-5/8"	0462852				0462857		
36" x 40"	0462787						
36" x 53"	0462842			0462957	0462870		
36" x 53-7/8"	0462758	0462742			0462887		
40" x 27"	0462788						
40" x 39-5/8"	0462854				0462858		
40" x 40"	0462789						
40" x 53-7/8"	0462790						
46-1/4" x 27"	0462791				0462792		
46-1/4" x 30"					0462794		
46-1/4" x 39-5/8"	0462843	0462828		0462958	0462891		
46-1/4" x 40"	0462759	0462743					
46-1/4" x 53"	0462845			0462959	0462892		
46-1/4" x 53-7/8"	0462760	0462744			0462876		0462927
62" x 40"	0462795						



- Vertical and Horizontal Slider Windows.
- Multiple fixed open positions.
- Bulb vinyl seal on sliding insert and vinyl sealed interlocking meeting rail for excellent weatherization.
- Pile weather-stripping in sliding rail for long-lasting seal.
- Removable spring loaded screen.
- Pre-punched mounting holes.
- All standard mobile home sizes available.
- Mill or painted frame.




Pocahontas Aluminum windows meet or exceed all applicable test criteria set forth in AAMA 1702.2-02 and applicable ASTM standards for weatherization and optional structural performance for Wind Zone III (155 mph) as referenced in CFR 3280.305©. This testing included an Air Infiltration Test, Water Resistance Test, Structural Performance Test (Exterior and Interior Pressure), and an Optional Increased Structural Performance Test.

PAC windows also passed structural loading at +/- 85 PSF (184.5 MPH and 16" H<sup>2</sup>O).

## Obscure Glass Bathroom Windows

Obscure glass makes these windows perfect for bathrooms or any room where you want light and privacy.



Vertical slider-type window with obscure glass, perfect for bathrooms. Mill finish.

**0462572** 14" x 27"



Obscure glass, economical choice for bathrooms. 36" x 8" mill finish.

**0462594** Window (does not open)

### Horizontal Slider Windows

Call Size* Width X Height	Mill Finish	White Self-Storing Storm Windows
30" x 30"	<b>0462526</b>	
30-1/4" x 14-7/16"	<b>0462590</b>	<b>0462636</b>
46-1/4" x 27-1/16"	<b>0462593</b>	
46-1/4" x 39-5/8"	<b>0462505</b>	<b>0462624</b>

- Call Width + 1/2" for Rough Opening
- Other sizes available by special order.

**NOTE:**  
For vinyl bath windows, see  
Kinro's Vinyl Window Chart.

Buck Size (Actual Size of Window) Width x Height	White Flush Mount	Mill Flush Mount	White Lap Siding Applications	White Self- Storing Storm	White Re- placement Screen	Mill Replace- ment Screen	Bronze Flush Mount	Actual Screen Size
14-1/4" x 21-3/4"	0462701 0462560*	0462561		0462602				13-9/16 x 10-13/16
14-1/4" x 27-1/16"	0462703	0462524		0462607		0462485		13-9/16 x 13-7/16
14-1/4" x 30"		0462527						13-9/16 x 14-15/16
14-1/4" x 35-3/4"		0462587		0462631				13-9/16 x 17-13-16
14-1/4" x 39-5/8"	0462712	0462559		0462613		0462484		13-9/16 x 19-3/4
14-1/4" x 53-5/16"		0462575		0462634				13-9/16 x 26-7/16
18-1/4" x 21-3/4"		0462589		0462625				17-9/16 x 10-13/16
18-1/4" x 27-1/16"	0462721	0462586		0462628				17-9/16 x 13-7/16
18-1/4 X 30"		0462528						17-9/16 x 14-15/16
18-1/4" x 35-3/4"		0462529						17-9/16 x 17-13/16
18-1/4" x 39-5/8"		0462581		0462617				17-9/16 x 19-3/4
18-1/4" x 53-5/16"		0462530						17-9/16 x 26-7/16
22-1/4" X 27-1/16"	0462722	0462573		0462629				21-9/16 x 13-7/16
22-1/4" x 35-3/4"		0462571						21-9/16 x 17-13/16
24-1/4" x 21-3/4"		0462584		0462626				23-9/16 x 10-13/16
24-1/4" x 24-1/4"		0462569	0462352	0462627				23-9/16 x 12-1/16
24-1/4" x 27-1/16"	0462704 0462564* 0462351**	0462565	0462353	0462600		0462481		23-9/16 x 13-7/16
24-1/4" x 30"	0462700	0462531	0462349					23-9/16 x 14-15/16
24-1/4" x 35-3/4"		0462583		0462632				23-9/16 x 17-13/16
24-1/4" x 39-5/8"	0462713	0462580		0462618				23-9/16 x 19-3/4
24-1/4" x 53-5/16"		0462532				0462699		23-9/16 x 26-7/16
30" x 54"		0462366						29-5/16 x 26-15/16
30" x 66"				0462620				29-5/16 x 32-15/16
30-1/4" x 21-3/4"	0462702	0462579		0462603				29-9/16 x 10-13/16
30-1/4" x 27-1/16"	0462705	0462506	0462354 0462348**	0462601	0462725	0462495	0462543	29-9/16 x 13-7/16
30-1/4" x 30"	0462708 0462733**	0462497	0462356	0462605		0462490		29-9/16 x 14-15/16
30-1/4" x 35-3/4"	0462709	0462563	0462357	0462606		0462482		29-9/16 x 17-13/16
30-1/4" x 39-5/8"	0462714 0462509**	0462507	0462362	0462610	0462726	0462494	0462542	29-9/16 x 19-3/4
30-1/4" x 52-5/16"	0462718	0462508		0462614	0462728	0462487	0462545	29-9/16 x 26-1/16
30-1/4 x 52-5/16								29-9/16 x 26-1/16
30-1/4" x 53-5/16"	0462719 0462723**	0462525	0462367 0462380* 0462350**	0462615	0462729	0462493	0462544	29-9/16 x 26-7/16
30-1/4" x 58-5/8"		0462574		0462623		0462479		29-9/16 x 29-1/4
30-1/4" x 66-1/8"		0462510						29-9/16 x 32-15/16
36-1/4" x 21-3/4"		0462533						35-9/16 x 10-13/16
36-1/4" x 27-1/16"	0462706	0462578		0462608				35-9/16 x 13-7/16
36-1/4" x 30"		0462534						35-9/16 x 14-15/16
36-1/4" x 35-3/4"	0462710	0462577	0462358	0462612				35-9/16 x 17-13/16
36-1/4" x 39-5/8"	0462715	0462522		0462611				35-9/16 x 19-3/4
36-1/4" x 52-5/16"		0462535						35-9/16 x 26-1/16
36-1/4" x 53-5/16"	0462720	0462499		0462616		0462488		35-9/16 x 26-7/16
40-1/4" x 21-3/4"		0462536						39-9/16 x 10-13/16
40-1/4" x 27-1/16"		0462567		0462609				39-9/16 x 13-7/16
40-1/4" x 30"		0462537						39-9/16 x 14-15/16
40-1/4" x 35-3/4"	0462711	0462585		0462633				39-9/16 x 17-13/16
40-1/4" x 39-5/8"	0462716	0462582		0462619				39-9/16 x 19-3/4
40-1/4" x 52-5/16"		0462538						39-9/16 x 26-1/16
40-1/4" x 53-5/16"		0462592		0462635		0462470		39-9/16 x 26-7/16
46-1/4" x 21-3/4"		0462539						45-9/16 x 10-13/16
46-1/4" x 27-1/16"	0462707	0462496		0462604		0462492		45-9/16 x 13-7/16
46-1/4" x 30"		0462588		0462630				45-9/16 x 14-15/16
46-1/4" x 35-3/4"		0462540						45-9/16 x 17-13/16
46-1/4" x 39-5/8"	0462717	0462694		0462621	0462727	0462491		45-9/16 x 19-3/4
46-1/4" x 52-5/16"		0462541						45-9/16 x 26-1/16
46-1/4" x 53-5/16"		0462498	0462368	0462622	0462732	0462489		45-9/16 x 26-7/16

\* Windows have 4 x 4 grids


\*\* Windows have 6 x 6 grids

Other sizes available by special order.

Outdoor  
Improvements  
Anchors &  
Set-Up Material  
Doors &  
Windows  
Coatings &  
Cleaners  
Appliances  
Tools &  
Hardware  
Carpet &  
Flooring  
Electrical  
Plumbing  
Towing &  
Safety  
Heating &  
Cooling

# Window & Screen Repair

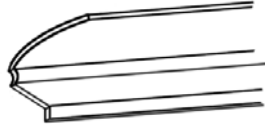
## Storm Rail



For replacing glass in windows. White PVC in 12' lengths.

**0462414** 300/Ctn.

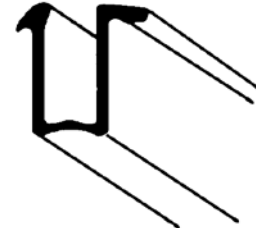
## Kinro Window Glazing



Vinyl strip for holding glass in place when replacing pane. White 12' lengths.

**0462410**

## Glazing Channel



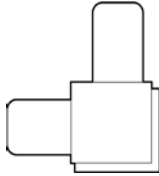
For replacing glass in sliding windows.

**0462411** White, 8'

**0462413** Black, 12'

## Corner Inserts

Plastic screen frame corner inserts 25/Ctn.



For Metal Frames

**0262643** White

**0262606** Gray (for Mill)

**0262609** Black (for Bronze)

For Vinyl Frames

**0262645** White

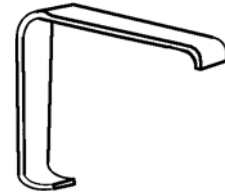
## Screen Springs



Holds window screen in window.

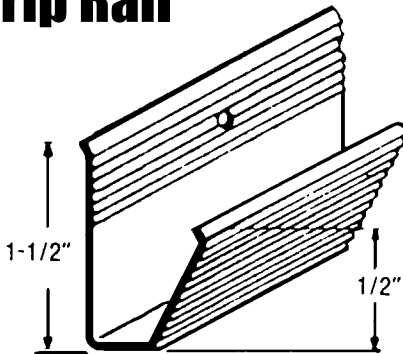
**0462428** Each; 250/Ctn.

## Storm Window Corner Clip #711



**0461599** Each; 25/Ctn.

## Aluminum Molding Drip Rail



Serrated face 1-1/2" standard 1-1/2" rail 14' length w/punched 4" centers.

**0265503** 25/Ctn.

## Elixir Drip Cap

Install over doors and windows to channel away rain and snow. Steel with white finish.



**0212009** For 72" door

**0212011** For 32" or less door


**0212012** For 34" door

**0212013** For 36" door

**0212014** For 48" door

**0212018** For 53" door

## Drip Cap



Install over doors and windows to channel away rain and snow. The confined caulking area insures neat appearance and positive seal.

**0210950** 31"

**0210951** 35"

**0210953** 39"

**0210954** 43"

**0210955** 49"

## Screws


**0262653** 8" x 3/4"; 10,000/Box



## Slider Lock

Fits all metal door & window frames, thumb screw locking. Allows for various vent openings.

**0462435**



# Screen Repair

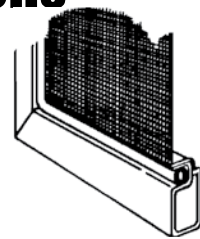
## Storm Window Kits

**0462100** 38" x 64"  
**0462102** 50" x 80"




## Frame Extrusions w/out Spline

Aluminum framing in 16' lengths. Uses 5/32" spline.



**0462425** Bronze  
**0462426** Mill Finish  
**0462427** White

## Screen Spline



Replacement spline for metal and fiberglass screening.

### Gray Spline

**0462404** 9/64", 20'; 10/Ctn.  
**0462406** 5/32", 20'; 10/Ctn.  
**0462403** 5/32", 1000'

### Black Spline

**0462407** 9/64", 20'; 10/Ctn.  
**0462408** 5/32", 20'; 10/Ctn.  
**0462409** 5/32", 1000'  
**0462405** 9/64", 250'

## Screen Frame Kits

Makes a frame for window or door screen.

Kit contains:

- 4 Aluminum Frames
- 4 Corner Connectors
- 2 Pull Tabs
- 1 Spine
- 2 Corner Springs

Additional Items Needed

- Screen
- Screen Installer
- Tape Measure
- Hacksaw to cut frames
- Utility Knife or Scissors



**0462330** Up To 36"W x 36"L Frame, White  
**0462331** Up To 48"W x 48"L Frame, White  
**0462332** Up To 60"W x 60"L Frame, White

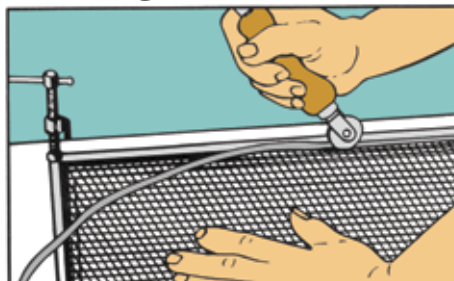
## Screen Installer



Use convex roller end of installation tool to roll screen wire into slot of aluminum screen frame. Use concave roller end to roll plastic spine into slot over screen wire to hold it tightly in place.

**0462402** 5/32"; 10/Ctn.  
**0462400** 1/16"; 10/Ctn.

## Fiberglass Screen



Fiberglass screen with 16 x 16 size mesh. Won't dent, corrode, or stretch. 100' roll.

### Gray Screen

**0269002** 30" x 100'  
**0269001** 36" x 100'  
**0269004** 42" x 100'  
**0269000** 48" x 100'

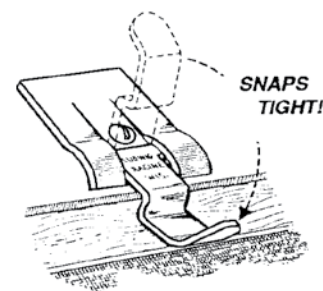
### Charcoal Screen

**0269005** 30" x 100'  
**0269008** 36" x 100'  
**0269007** 42" x 100'  
**0269006** 48" x 100'

## Snap Fasteners

For screens, storm windows and many other holding applications. "Self-serve" colorful display bag punched for easy hanging. Each 3-3/4" x 4" bag contains 4 fasteners complete with screws. Seals windows against drafts.

**0462430** 36/Ctn.



# Window Vents

## Adjustable Window Screens



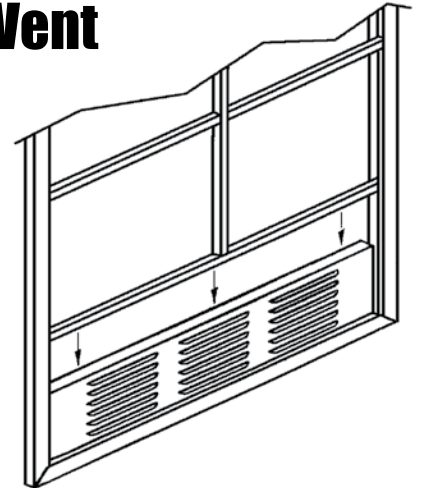
**2 Ways to Save Energy!**

- Easy to use fingertip adjustment fits most sash windows and expands from 20" to 37"
- Provides economical ventilation
- Ideal for windows in your home, RV, cabin, boat or mobile home
- Designed for easy storage when not in use
- Durable fiberglass screening keeps insects out while allowing natural ventilation
- Installs easily without tools from inside.

**0462327** 15" High, Adjustable 20" to 37" Wide; 12/Ctn.



## Window Vent



- Easily installed in standard window frames. Just place vent in window track and close window to the top of the vent!
- Multiple louver design provides ventilation without letting in drafts, Insects or weather
- 30" & 46" widths standard (actual: 29-1/2" & 45-1/2")
- Mill finish
- **0462326** 5" High for 30" Windows
- **0462325** 5" High for 46" Windows


# Window Blinds

## Mini-Blinds



1" PVC, lead-free with wand in classic white sized to fit manufactured housing windows. 10/Ctn.

- 0260500** 32" x 30"
- 0260501** 32" x 56"
- 0260508** 32" x 64"
- 0260502** 38" x 56"
- 0260503** 48" x 56"
- 0260506** 48" x 64"
- 0260507** 35.5" x 54"




## Vertical Blinds

3.5" PVC, lead-free with wand in classic white, perfect for sliding glass doors.

- 0260504** 78" x 84"

# Solar Screening

For Quality, Energy Efficient Screens: A fiberglass screen crafted to block up to 75% of the sun's rays entering a building. Reduces air conditioning costs and prevents fading of furniture and carpets indoors. Will shade exposed patios, decks, sliding doors and windows. Available in Charcoal color.



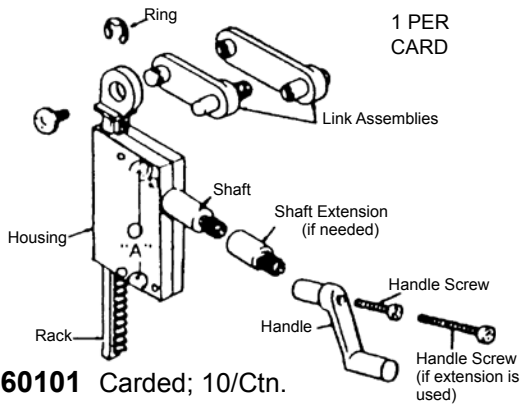
**100' ft. Rolls - Solar Screening**  
(1 Roll/Polybag Packaging)

Stock #	Width
<b>0269025</b>	<b>30"</b>
<b>0269026</b>	<b>36"</b>
<b>0269027</b>	<b>48"</b>
<b>0269035</b>	<b>48" (90%)</b>



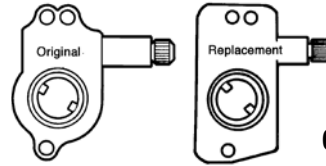
# Window Replacement Parts

## #800K Operator Kit



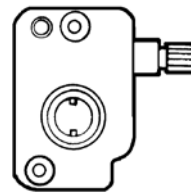
0460101 Carded; 10/Ctn.

## #1712 R.H. Operator



0461825

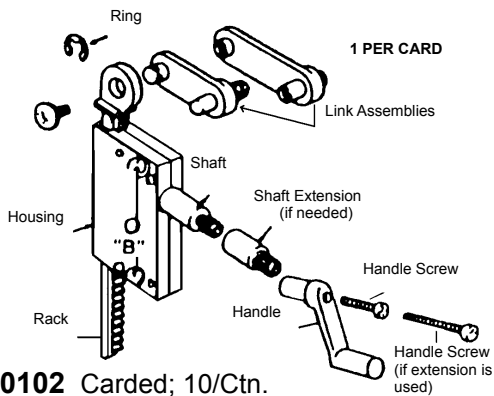
## #808 Side Mount Operator



RH  
0460201 Skin Packed; 10/Ctn.  
0460203 25/Bag

LH  
0460202 Skin Packed; 10/Ctn.  
0460204 25/Bag

## #801K Operator Kit



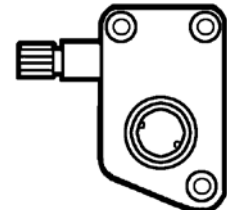
0460102 Carded; 10/Ctn.

## #761 Slant Sill Operator - RH

0461109 Skin Packed; 10/Ctn.  
0461822 25/Bag


## #762 Slant Sill Operator - LH

0461818 Skin Packed; 10/Ctn.  
0461819 25/Bag



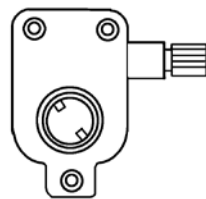
(LH Shown)

## #816 Rack Operator



0461701 Carded; 10/Ctn.

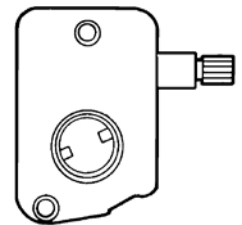
## #747 Awning Type R.H. Operator



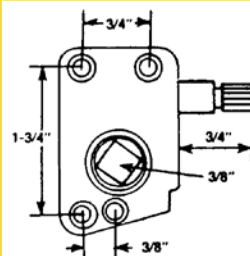
0461804 Skin Packed;  
10/Ctn.

## #735 Side Mount Operator

R.H.  
0461106 Skin-Packed; 10/Ctn.  
0461105 25/Bag

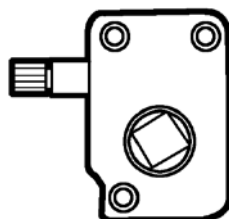


## #715 Side Mount Operator



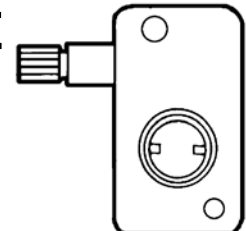
R.H.  
0461816 25/Ctn.

## #733 Side Mount



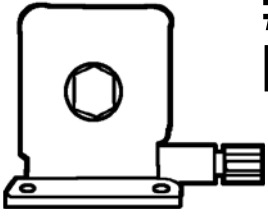
0461815 R. H. Poly-bagged;  
25/Ctn.

## #787 Side Mount



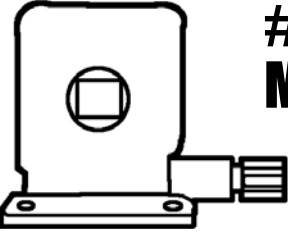
R.H.  
0461802 Skin-Packed; 12/Ctn.  
0461803 25/Bag

# Window Replacement Parts



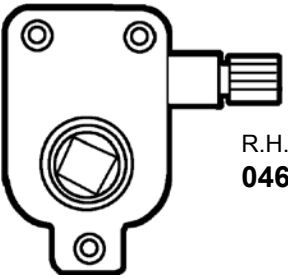
## #802 Center Mount

**0460402**  
 Hex 3/8";  
 Skin-Packed; 12/Ctn.



## #811 Center Mount 1/4"

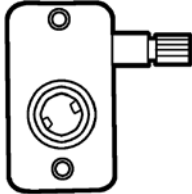
**0460401** Square 1/4";  
 Skin-Packed;  
 12/Ctn.



## #749 Awning Type

R.H.  
**0461807** Skin-Packed; 10/Ctn.

## #758 Side Mount



**0462639**  
 R. H.; 25/Ctn.

## #490 Flat Nylon Wing Clip

Six clips w/screws per pack.  
**0461602** Skin-packed; 10/Ctn.



## #492 Plastic Clip - Flat

Six clips w/screws per pack.  
 Flat offset.

**0461603** 10/Ctn.



## E-Rings

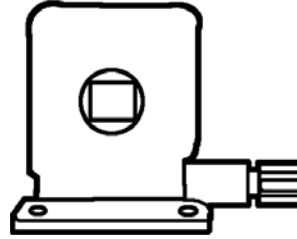


8 #328C per card

**0461845** 1/4"

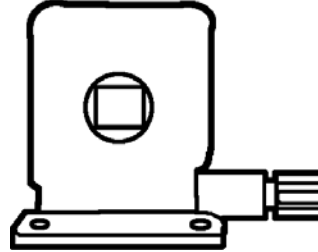
**C-32**

## #812 Center Mount 5/16"



**0461831**  
 Square 5/16"; 25/Bag

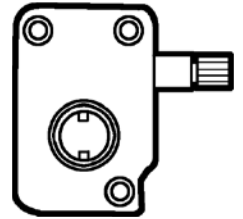
## #803 Center Mount



**0460403**  
 R.H. Square 5/16";  
 Skin-Packed; 12/Ctn.

## #751 Side Mount

**0460404**  
 R. H.; 25/Ctn.



## #498 Offset Plastic Clip



Six clips w/screws per pack. 3/8" offset. 10/Ctn.

**0461604**



## #495 Plastic Clip

Six clips w/ screws per pack. 3/16" offset.  
 10/Ctn.

**0461832**

## #350 Metal Zee Clip

Six clips w/screws per pack.  
 Carded; 10/Ctn.

**0461601**





# Window Replacement Parts

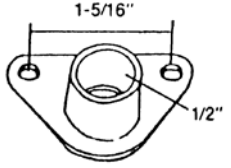
## #760 Torque Bar Bearing

0460310 Metal, Bulk; 25/Ctn.



## #719 Torque Bar Bearing

0460300 25/Ctn.



## #845 Torque Bar Bearing

0461838 Metal, Bulk; 25/Ctn.



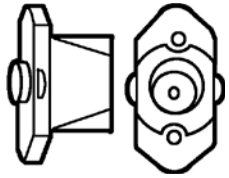
## #738 Torque Bar Bearing

0460308 Nylon, Bulk; 25/Ctn.



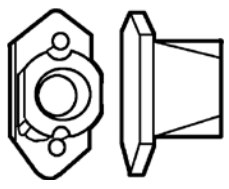
## #74 Nylon Torque Bearing

0460302 10/Ctn.



## #70 Nylon Torque Bearing

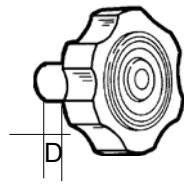
0460301 10/Ctn.



## Plastic Knob Handle

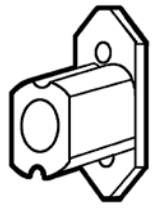
D=1/2" Knob, Carded; 10/Ctn.

0461839



## #763 Nylon Torque Bar Bearing

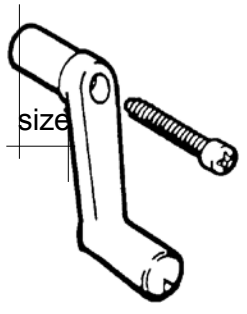
0461598 Bulk; 25/Ctn.




## Crank Handles w/Screws

Plastic Crank Handles		
Prod. No.	Size	Quantity
0461833	1"	25/Bag
0461834	1-3/4"	25/Bag
0461823	2-1/2"	600/Ctn.
0461204	2-1/2" Carded	10/Ctn.
0461205	3-3/16" Carded	10/Ctn.
0461206	3-3/16"	500/Ctn.

Metal Crank Handles		
Prod. No.	Size	Quantity
0461201	1" Carded	10/Ctn.
0461200	1"	750/Ctn.
0461202	1-3/4" Carded	10/Ctn.
0461203	1-3/4"	500/Ctn.
0461827	3-1/2" Carded	10/Ctn.
0461826	3-1/2"	350/Ctn.



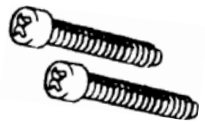
## Metal Extension for Crank Handle



- 0461301 1/2"
- 0461303 7/8"
- 0461304 2"

Carded; 10/Ctn.

## Screws for Crank Handle

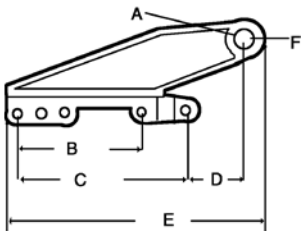


0461208 2-1/2"; 100/Ctn.

## Window Hinges

Sold in pairs only; 10/Ctn.

Stock#	WCM#	"A"	"B"	"C"	"D"	"E"	"F"
0461001	786C	3/16"	2-3/16"	3-1/8"	7/16"	3-3/4"	W/Stud
0461101	835P	3/16"	2-3/16"	3-1/8"	1"	4-3/8"	W/Stud



## Roof Coating

### Mobile Home White Elastomeric

Water-based, specifically formulated with 100% acrylic resin for mobile homes. 5-year guarantee. Remains flexible from -10° to 160° F. No mixing, soap and water cleanup when wet.



Class A fire rating. No hazardous chemicals or solvents. VOC=less than 60 grams/liter. UL approved

**0110342** 4.75 Gallons

### White Elastomeric

*Ultra-high reflectivity for metal, concrete, bonded tar and gravel, foam, brick, wood, flat and barrel cement tile roofs.*



100% acrylic elastomeric resin to keep interiors cooler with energy savings of up to 35%. Covers approx. 75-100 sq. ft. per gallon.

**0110331** 0.9 Gallon; 4/Ctn.

**0110332** 4.75 Gallons

### Cool King Aluminum Roof Coating

A blend of select asphalts, aluminum pigments and fibers designed to reflect the sun's rays. Temperature directly under roof surface stays cooler in the summer and warmer in the winter. Dries silver. Reflects sunlight and saves energy costs. Coverage: metal surfaces approx. 70-100 sq. ft. per gallon; composite surfaces approx. 40-60 sq. ft. per gallon.



**0110650** 5 Gallon    **0110653** 1 Gallon

### Blue Label Aluminum Roof Coating

*Ultra-high Performance for metal, asphalt, modified bitumen & rolled roofing.*

Protects against moisture with a unique asphalt and aluminum formula. Reduces heat build-up to keep interiors cooler with energy savings of up to 30%. Covers approx. 80-100 sq. ft. 5-year warranty.



**0110102** 0.9 Gallon; 4/Ctn.

**0110105** 4.75 Gallons

### Anvil Premium Fibered Elastomeric White Roof Coating

May be applied over new galvanized surfaces. Dries in 30-60 minutes. Second coat can be applied in 1-2 hours. Will not chalk, peel or drip. Coverage: approx. 150 sq. ft. per gallon for two coat coverage.



**0110218** Quart; 9/Ctn.    **0110215** 5 Gallon

**0110216** 2 Gallon    **0110217** 1 Gallon; 4/Ctn.

### Cool King Aluminum Roof Coating

Waterproofing asphaltum and high grade aluminum pigments plus non-asbestos fibers reflect up to 80% of the sun's rays. Dries silver. Prevents drying and cracking which cause leaks. Coverage: metal surfaces approx. 70-100 sq. ft. per gallon; composite surfaces approx. 40-60 sq. ft. per gallon.



**0110652** 5 Gallon

### Aluminum Economy Roof Coating

*For metal, asphalt, modified bitumen & rolled roofing*

Asphalt based aluminum protects against moisture and damaging UV rays for energy savings of up to 20%. Covers approx. 50 sq. ft. per gallon.



**0110108** 0.9 Gallon; 4/Ctn.

**0110110** 4.75 Gallons

*Not Stocked At All Locations*

### Anvil Elastomeric White Roof Coating

Superior performance and brilliant white good looks, superior to the usual home center products on the market, for when you need a competitively priced all-round elastomeric alternative.



**0110225** 5 Gallon

### Elixir Economy Aluminum Roof Coating

Brush and trowel grade aluminum pigmented asphalt roof coating. Reinforced with fiber for strength; fills in irregular surfaces and flashing materials. Asphalt and metal roofs. Coverage: approx. 50-100 sq. ft. per gallon.



**0110112** 5 Gallon

# Roof Coating/Sealant

## UV Resistant Black Patch & Coat



Kool Seal UV-Resistant Patch & Coat is a fibered roof product specially formulated to withstand harsh sunlight and guaranteed to resist breakdown caused by UV radiation! Save time & money on recoats while avoiding potential roof damage.

**0110223** 10.5 fl oz  
**0110224** 0.9 Gallon

## Storm Patch Wet/Dry Roof Cement

All-weather, elastomeric, asphalt wet patch/roof cement. It displaces water from a wet surface and forms a tight seal. Can be used in hot or cold weather applications.



**0110344** 10.5 oz  
**0110345** 0.9 Gallon

## Storm Patch Clear Roof Cement

All-weather, clear, elastic sealant with excellent adhesion. Ideal for sealing leaks around vents, gutters, skylights and other roof materials when an invisible patch is desired.



Wet/cold application.  
**0110346** 10 fl oz

## Roofing Brush & Handle



**0110601** 7" Brush; 48/Ctn.  
**0110600** 48" x 7/8" Handle; 50/Ctn.

## Jisco Mixer

Mixes thick paints, pastes, joint cements, asphalt driveway sealers and roof coatings evenly in up to 5 gallons. Baffle Plate forces material down. Fits any 3/8" electric drill; 5/16" shaft 24" long. Scrapes sides of can completely.



**0381005** 6/Ctn.

## Kool-Patch White Patching Cement

Kool Seal White Acrylic Patching Cement patches tough leaks and won't run or sag! After application it retains its flexibility to resist cracking, peeling, and blistering.



**0110343** 10.5 oz Tube  
**0110313** Quart  
**0110341** 0.9 Gallon; 4/Ctn.

## Black Jack Roof Cement



Asphalt sealer-filler patches cracks in roofing, firewalls, chimneys, gutters, flashing, etc. particularly for emergency repairs of wet surfaces. Apply with standard caulking gun. Cleanup with paint thinner or mineral spirits. Flexible. Cannot be painted.

**0110425** 10 oz.; 12/Ctn.

## Anvil Caulk-Sealant

Dries flexible and contains superior bonding agent (silicone). Can be used on wood, concrete, baked enamel, glass and more. White.



**0110311** Gallon; 4/Ctn.

## Leak Stopper

- Lasts 2 - 3x longer than standard patches
- Specially designed for problem leaks
- Stops roof leaks instantly
- Permanent Repair
- Use in wet or dry conditions
- Rubberized to prevent cracking

Made with Penetrex™, a unique penetrating oil that forms a complete seal.

Apply with a trowel or putty knife. Covers approx. 12 sq. ft. per gallon when applied 1/8" thick.



**0110420** 11 Oz. Tube

## Anvil Patcher/Sealer

Textured, ideal for sealing seams on roofs and awning rails. Adheres to any surface, such as galvanized roofing, without preparation.



**0110220** Gallon



# PEEL & SEAL™

SELF-STICK ROLL ROOFING

## Peel & Seal

Peel off the release paper, press the material into place. It's that simple.

The perfect solution for low slope and dozens of other roofing problems, Peel & Seal installs using only a utility knife. You can forget big crews, hot kettles, torches, adhesives and fasteners. No coating is necessary. Adheres to most surfaces. It won't crack or dry out. Replaces old style rolled roofing products. It seals around most punctures. Perfect answer to roofing, waterproofing, patching, and repair. Rolls are 33.5 feet long.

- 0110350** Aluminum 6"; 6/Ctn.
- 0110351** White 6"; 6 Ctn.
- 0110352** Aluminum 36"; 1/Ctn.
- 0110353** White 36"; 1/Ctn.
- 0110354** Aluminum 18"; 1/Ctn.
- 0110355** Aluminum 12"; 1/Ctn.

## Kool-Flex Blue Reinforcing Grid

Strong, flexible grid covers cracks 1/4" or more, seams and stress areas on existing roofing materials. Will not rot or corrode. Use with roof coating.



POP displays are available.

**0110410** 4" x 40'

## KOOLSEAL Flex Sealer

*Fast, easy, permanent, flexible patch*

Permanent, multi-purpose roof repair seals cracked or rusted flashings, vent pipes, rain gutters and downspouts. Use on shingles, metal, asphalt, tar, fiber, glass, concrete, wood, plastics and rubber.

Resists mold and mildew. Effective between -76° and 180° F. Non-toxic.



**0110412** 2" x 3'    **0110414** 4" x 4'    **0110413** 2" x 10'

## Dyco C-10 Hypalon Flow Seal Caulk

Self-leveling, paintable, fast drying, weather resistant, will not surface harden or crack. Resists mold and mildew, fungus and bacteria. When cured, resists water, oil, grease, gasoline and many other chemicals. Forms a tough, flexible synthetic rubber seal, dries in 30 to 60 minutes. Second coats can be applied after 30-60 minutes. Semi-gloss sheen. Recommended for horizontal surfaces such as roofs on RVs, mobile homes, metal buildings, roofovers, vents, seams, inside gutters, etc. Easy cleanup with xylene solvent.



**0110450** Gray 11 oz. tube.  
**0110451** White 11 oz. tube.

## Surewall Surface Bonding Cement

SUREWALL® Surface Bonding Cement is a patented, Portland Cement glass fiber product, for use in building dry stack block walls without mortar joints. Fast, easy way to build walls that can stand up to 98 mph wind-driven rain.

- Glass Fiber Reinforced
- Reduces Sound Transmission
- Stucco Finish
- Stronger than Concrete Block Walls Built with Mortar

Exceeds ASTM C887 packaged materials for surface bonding mortar. Gray.

**0110270** 50 lb. bag



## DAP Alex Plus Caulk with silicone

Superior quality, multi-purpose acrylic latex caulk plus silicone. Highly flexible and durable. Excellent adhesion. Cured caulk is mildew resistant. Interior/exterior use. Paintable. Water clean-up. 35 year durability guarantee. Exceeds ASTM specification C 834. Sealing around wood, vinyl, and aluminum siding & trim, caulking around windows and doors 10.1 fl oz.

- 0119010** Clear
- 0119011** White



## DAP Dynaflex 230 Elastomeric Latex Sealant

Superior flexibility, durability, easy tooling, paintability and low odor. Excellent adhesion and watertight, weatherproof seal; mildew resistant when cured. Water clean-up, 50-year durability guarantee.

- 0110336** White 10.1 fl oz.
- 0110337** Clear 10.1 fl oz



## DAP Kwik Seal Tub & Tile Caulk

Bonds like a glue and seals like a caulk. Provides a durable, watertight seal, excellent adhesion and flexibility. Tools easily, paintable, water clean-up.

- 0119000** Almond 6 oz
- 0119002** White 6 oz
- 0119001** White 10.1 oz



## Pro Flex® Tripolymer Caulking Sealant

Single component, high performance elastomeric sealant. Super flexible, excellent adhesion even when damp, UV resistance, mildew resistant, resealable, may be applied over itself, asphalt compatible, paintable, no dirt pickup; easy to apply, non-stringing formula. 10 fl. oz.



- 0110383** Crystal Clear



## Boss 378 Silicone Caulk

100% silicone caulk provides weatherproof and waterproof seal. Remains flexible and lasts for years under extreme temperature changes, moisture, weathering, vibration, expansion and contraction. Bonds to metal, glass, porcelain, ceramics, wood, fiberglass, many plastics and concrete. 10.3 oz.

- 0112004** Clear
- 0112005** White
- 0112006** Black
- 0112008** Almond



## Painters Caulk

Single component, non-sag, guns easily. Flexible with excellent adhesion to common building materials. Minimal shrinkage. Tack free in 30 minutes. UV stable. Soap and water clean-up. 10 fl oz.

- 0119007** White, 25-years life expectancy
- 0119008** Clear, 40-years life expectancy



## Skylight Sealant/Caulk

A non-skinning, high-quality, flexible, butyl gunnable sealant for splice joints, exterior perimeters, end dams and glazing seals. It is designed for use on working and nonworking joints, most substrates and non-exposed curtainwall joints. Excellent resistance to UV. Not intended for water immersion. Meets the requirements of Federal Specification TT-S-001657.

- 0110390** Black



## DAP Window Glazing/Caulk

Smooth, easy-working compound for glazing wood, metal, and aluminum sash. Resists cracking, sagging, and chalking. Gun grade. 10.1 fl oz.

- 0110365** White

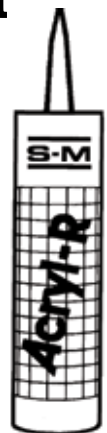


## Acryl-R Narrow Joint Sealant

One-component solvent release sealant to seal mechanically fixed joints such as corner joints, flashing joints, screw heads and hidden wall system joints.

Excellent adhesion and weatherability. Apply with standard caulking gun. 11 oz.

- 0112410** Aluminum



Outdoor Improvements  
 Anchors & Set-Up Material  
 Doors & Windows  
 Coatings & Cleaners  
 Appliances  
 Tools & Hardware  
 Carpet & Flooring  
 Electrical  
 Plumbing  
 Towing & Safety  
 Heating & Cooling

## Caulking Gun

Use with cartridges. Spring grip maintains steady pressure and even bead.



0112401

## Sta'-Put Spray Adhesive

Works well on bottom board, vinyl tops, metal or vinyl trim, styrofoam, foam rubber, glass, plastics and much more. Gives high solids, water-resistant bonds offering quick tack, non-wrinkling and flexibility.

0110250 16 oz.; 12/Ctn.  
 0110253 40# Canister



## Sta'-Put II Spray Adhesive

Spray directly onto polystyrene safely with no melt-down. Ready to bond in four minutes. Water resistant. Especially formulated for styrofoams.

0110252 13 oz.; 12/Ctn.

## Sta'-Put High Temp Adhesive

For use where high temperatures are an issue. Flame resistant to approx. 225° F. Non-flammable after tacked. Welds onto surface after about one minute. Not as tacky to the touch, but offers a much stronger bond once cured.

0110256 12/Ctn.

## Sta'-Put II Remover

Simplifies clean-up of overspray and removes bonded materials. Virtually no residue. Compatible with most surfaces. Not recommended for paper-printed wallpaper without vinyl coating.

0110254 12 oz.; 12/Ctn.

## Kilz Primer-Sealer-Stain Killer Oil Based

White pigmented primer for wood, plaster, drywall and burned areas. Seals in water stains, pen, lipstick, crayon, grease and oil stains. Recoat in 30-45 minutes. Easy clean-up with paint thinner. Mild odor. Coverage: approx. 400 sq. ft. per gallon.



0185006 13 oz. Spray; 12/Ctn.  
 0185007 Gallon; 4/Ctn.

D-5

## Caulk Finisher



POP displays available.

Scoops away excess caulk for a professionally finished joint. Works with all types of caulks and silicone sealers. Can be trimmed to desired bead for a variety of jobs.

0112402

## Liquid Nails

Premium rubber-based adhesive bonds with virtually all materials, including wood, steel, plaster and concrete. Waterproof. Shear strength exceeding 400 psi — twice the strength of most other adhesives in a similar class. 10.5 oz.

0110255 For Interior Projects  
 0110257 For Subfloors (Exterior)  
 0110258 For Tubs and Surrounds  
 0110259 For Tubs and Surrounds  
 VOC Compliant



## Kilz Upshot

Dependable Kilz stain-killer in a can, perfect for hard-to-reach places. Can even be used upright for ceilings. 10 oz. aerosol.

0185004



## Kilz II Primer-Sealer-Stain Killer Water Based

White pigmented, very low odor. For interior and exterior surfaces. Seals in most stains. Can be recoated quickly. Easy clean-up with warm soapy water. Coverage: approx. 400 sq. ft. per gallon.



0185020 Gallon; 4/Ctn.

# Ceiling and Wall Repair

## Homax Wall & Ceiling Repair Patch

For drywall, plaster and other flat surfaces. Metal patch with self-adhesive mesh backing permanently repairs holes in walls and ceilings. Refinish to create an invisible patch. Ideal for quick repair of interior drywall and plaster surfaces.



0260417 6" Patch

## Pivoting Utility Blower with Grounded Outlets

- High Velocity Motor for Maximum Air Stream
- Three Powerful Speeds
- Two 120 Volt Grounded Outlets
- Rugged, Easy-to-Carry Handle
- Ten-Foot Cord with Grounded Plug
- Fully Assembled for Immediate Use

11.5" L x 9.25" W x 11.25" H  
10.9 Lbs Shipping Weight



0420600



## Easy-Touch Acoustic Texture

Patch "popcorn" or "cottage cheese" type ceiling textures fast. Contains actual polystyrene chips to match commercially applied ceiling textures.

Patch small areas up to 2 sq. ft. 16 oz.



0185028 Coarse

## Easy-Touch Spray Texture

Fast-drying, oil-based. Three color-coded straws let you choose the perfect match for "orange peel" splatter textures. Up to 100 sq. ft. coverage.



0185026 20 oz.

## Easy-Touch Knockdown Texture

Water-based. Matches knockdown "Mediterranean" and splatter-type wall and ceiling textures. Two different application straws allow you to choose between medium or heavy patterns. Patches small areas up to 8 sq. ft. Single can provides up to 16 sq. ft. coverage.



0185025 20 oz.

## Easy-Touch Drywall Spray Texture

Water-based. Fast and easy way to patch orange peel and splatter drywall textures with the advantage of low odor and water cleanup. Different size spray patterns (fine, medium, and coarse) achieved with 1 of the 3 included color-coded straws. Covers up to 70 sq. ft. f or one 20 oz. can.



0185024 20 oz.

## Acoustic Texture Kit

Kit includes sprayer and acoustic polystyrene chip texture.



0185030 Kit

Outdoor Improvements  
 Anchors & Set-Up Material  
 Doors & Windows  
 Coatings & Cleaners  
 Appliances  
 Tools & Hardware  
 Carpet & Flooring  
 Electrical  
 Plumbing  
 Towing & Safety  
 Heating & Cooling

## DAP Wallboard Joint Compound

Smooth, high quality finishing of gypsum panel joints. 3 lb. tub



0119006

## DAP Vinyl Interior Spackling

For plaster, drywall and wood surfaces. 5.5 fl. oz. tube, white.



0119005

## Wallboard Paint

Off-White - 5 gallon



0185038

## Putty Knife

High impact plastic. 3.5" long handles and 3.5" long blades. Hang hole.



- 0381105 2"
- 0381106 3"
- 0381107 4"

## Wood-Tone Putty

Latex putty in a convenient tube fills nail holes and defects. Dries hard, cleans up with water. 1.05 fl. oz.

- 0181520 White
- 0181521 Walnut
- 0181522 Cherry
- 0181523 American Oak
- 0181524 Golden Oak



## Appliance Touch-Up Paint



Fast, easy, economical way to repair chipped, nicked or scratch appliances. Handy brush included.

- Dries Quickly
- Waterproof
- Won't Chip or Crack

0185011 White; 12/Ctn.

## Spot Remover & Carpet Cleaner

GTO is formulated to remove tough stains from carpeting, rugs & upholstery. Reaches deep into the stained area to dissolve grease, oil and many other stubborn stains. GTO is formulated not to set in stains.

Removes grease, tar and oily soil.



0181350 20 fl oz. spray: 12/Ctn.

## Boss Biggies Dual Sided Abrasive Wipes



Dual sided abrasive wipes clean paint, adhesives, oils and more from hands, tools and surfaces

0181401 80 wipes / tub

## Vent Mate Register Air Filters

Fits most registers. Non-toxic. Excellent for allergy sufferers and asthmatics. Easy to install in just seconds. Fragrance lasts approximately three months. Packaged for pegboard display. Saran-coating locks in fragrance.



Traps and controls:

- Pollen
- Dust and dust mites
- Tobacco odors
- Mold, mildew and fungi spores



- 0180205 Potpourri; 3/Pk.
- 0180206 Pine; 3/Pk.

D-7

Specifications Subject to Change without Notice



## Misc. Supplies

### Zoom Oiler

All-purpose oil with extra long telescoping nozzle for hard-to-reach places. Nozzle can be retracted when not in use. 4 oz.



0180101 12/Ctn.

### WD-40 Lubricant

General purpose lubricant stops squeaks, loosens rust and protects metals. Spray can with extension nozzle for hard-to-reach places. 8 oz.



0180104 12/Ctn.

### Boss 699 Wasp and Hornet Killer

Quickly and effectively kills wasps, hornets and bees. Safe for use around electrical equipment.

Jets up to 12 ft. stream.



0181818 14 oz. can

### Fin Tool



All metal tool straightens and cleans condenser and evaporator fins. Works on all units. Heavy-duty spring wire bristles automatically adjust to all spacings. Tension adjustment band allows maximum rigidity and ease of operation. Straightens even the most severely damaged fins.

0380028

### Coil & Fin Cleaner/Degreaser

RCD Coil and Fin Cleaner cleans and degreases air conditioning and refrigeration equipment (Condenser & Evaporator Coils) to insure efficient operation and to help prevent overheating and motor burnout due to accumulated dust, dirt and grease in air spaces. Contains no solvents, acids or alkalis. Use on automobile radiators, heat pumps, electrostatic filters, refrigerators, air conditioners and cooling units. Eliminates the need for high pressure sprayers or bulky tank sprayers. Heavy Duty Foaming, Water-Based, Powerful Blast Spray.



0181375 18 fl oz. can

### Trailer Glitter

By Camco. Removes black streaks, renews sheen to metal, fiberglass, plastic, wood, painted or acrylic surfaces and other hard surfaces. Non-flammable, non-abrasive.



0180801 32 oz.; 14/Ctn.

0180802 Gallon; 6/Ctn.

### All-Direction Insulating Foam

All-direction dispenser lets you apply foam from any direction or angle, even upside-down or sideways.



0112010 12 oz

### Black Streak Remover

Use as 100% spray to quickly and easily remove even stubborn streaks caused by window and door sealants. Will not harm painted finishes. Also removes tree sap and bugs.



0180804 32 oz.; 4/Ctn.

### Bath/Tub Repair Kit

Comes with everything for the most demanding repairs to all types of plastics, fiberglass and even enamel bath fixtures. Shower stall cracks can be repaired in minutes. For both white and almond.



0110235

# Two-Component Polyurethane Foam Kits

Portable, disposable and self-contained with color-coded, pre-connected hoses. These kits are available in sizes from 15-600 board feet and provide a quick consistent flow of foam that dries in under a minute. Foam expands 30X.

Touch 'n Seal Two Component Foam Kits are portable, self-contained dispensing systems. When used according to manufacturer's directions, these systems supply thermal insulating and sound attenuating 2-component

polyurethane spray foams. Touch 'n Seal spray foams are permanent and dry within minutes of application.

Touch 'n Seal Spray Foam Kits use disposable, pressurized chemical cylinders to dispense polyurethane spray foams eliminating the need for external air compressors, pumping equipment or dry nitrogen. These systems provide quick and easy foam application for repairs and renovations, new installations and production applications.



2-Component spray foam systems provide fast, even foam flow that cures in about 45 seconds, making it ideal for use on large gaps and on all surfaces.

Foam kits include applicator gun and 10' hose, and illustrated directions. Kits are self contained, portable, and disposable. Contains no CFC's, no urea formaldehyde.

### Standard

**0112102** 2 Part, 200 Board Feet

**0112104** 2 Part, 600 Board Feet

### Fire Retardant

ASTM E84 rating: flame spread 15, smoke developed 10.

**0112107** 2 Part, 200 Board Feet

**0112108** 2 Part, 600 Board Feet

### Replacement Nozzles

**0112131** L Fan Nozzle Kit, Yellow  
25/Box

**0112132** Conical Nozzle Kit, Clear  
25/Box



## CPDS 1000 System Constant Pressure Dispensing System



Tanks sold separately.

The Touch 'n Seal CPDS 1000 is an inexpensive, low maintenance dispensing mechanism that, when used according to manufacturer's directions, applies Class I fire retardant, thermal insulating and sound attenuating 2-component polyurethane spray foam.

Height	49 in (125 em)
Depth	33 in (84 em)
Width	24.5 in (62 em)
Foam Delivery Rate @ 160 psi	4.0 lbs (1.8 kg) / minute
Foam Delivery Rate @ 200 psi	5.5 lbs (2.5 kg) / minute
Maximum Hose Length	150 ft (46 m)
Power Source	120V, 15 amp
Alternate Power Sources	Pressurized Dry Nitrogen, Compressed Air
Foam Type	CP 750 FR, 2 Component, Fire Retardant, 1.75 PCF CP 1200 FR, 2 Component, Fire Retardant, 1.0 PCF

**0112150** Dispensing System

**0112151** Closed Cell Foam Tank

# Handi Tools




FOMO

**0112025** H300 dispensing gun, with plastic handle.



FOMO

**0112026** H500 Dispensing Gun, Steel Handle and Tip.



FOMO

**0112027** H700 dispensing gun, steel replaceable parts.

**0112024** Plastic Disposable Extension Tips For Dispensing Guns. Used for accessing very small cracks and crevices. 5/Bag

# Handi Foam Polyurethane Sealant

Polyurethane foam sealants are moisture-cured, designed to completely fill and seal small gaps, cracks and voids. This one-component polyurethane is used in a bead application.

- 0112019** Tank only 7128 bead ft., (I-160)
- 0112018** Tank w/accs. 8688 bead ft.,(I-160)
- 0112038** Tank only 11406 bead ft.,(I-260)
- 0112039** Tank w/accs. 13914 bead ft.,(I-260)
- 0112021** 24 oz.,(680-G)
- 0112029** 25' Hose assembly

# FOMO



# Replacement Nozzles

Fan nozzles dispense foam in a fan pattern and are best for spraying larger open area surfaces, such as walls and between floor and ceiling joists.

Cone Nozzles are designed to dispense in a steady stream, this makes them ideal for closed wall cavities and large voids.



**0112031** Fan Spray Nozzle 8/Pk.



**0112032** Cone Spray Nozzle 8/Pk.

# Handi Foam

Polyurethane Sealant with straw applicator.

# FOMO

- 0112023** 12 oz.
- 0112012** 20 oz.
- 0112011** 29 oz.
- 0112021** 24 oz. .



# Handi Cleaner

Handi Cleaner cleaning agent, used to dissolve uncured or fresh polyurethane foam as well as dispensing guns.

# FOMO

**0112014**, 12 oz.



# Handi Foam Quick Cure Spray Foam

Fomo's disposable foam kits are chemically cured, two-component polyurethane froth foam kits, designed to fill large voids and surfaces. Cures in minutes. Kits are packaged with the patented Handi-Gun®.

- 0112015** Covers 205 Bd Ft
- 0112016** Covers 105 Bd Ft
- 0112017** Covers 605 Bd Ft
- 0112042** Covers 22 Bd Ft



# FOMO

# Handi Foam E-84 Class 1

- Meets building code requirements for class 1 materials.

**0112037** Handi Foam E-84 Class 1 FS25 Contains flame retardants in order to meet the testing requirements of ASTM E-84, a Flame Resistance Rating. This foam is not fire proof. Covers 105 Bd Ft.

**0112045** 2 Part w/Retardant E-84, 205 BF (P10726)

FOMO

# Handi Foam Fire Block FOMO



Closed cell polyurethane sealant, provides an R-value of 4-5/inch. Orange colored for easier ID by codes officials.

**0112022** Handi Foam® Fireblock Sealant. Pressurized Can, Requires Dispensing Gun. 24 oz.



# Handi Seal® Window & Door Sealant

The Dry-Seal Technology™ is the only patented formula designed to prevent moisture and mold problems by repelling water.

**0112013** Requires Dispensing Gun, 24 oz. Pressurized Can

**0112020** With Straw Applicator, 24 oz. Pressurized Can

FOMO

# Insulation



Stock #	Item Desc	Manufacture
0270403	Applegate Loose Fill Cellulose 26.5 LBS	Applegate Manufacturing
0270409	Applegate Borate Cellulose 26.5 LBS	Applegate Manufacturing
0270400	Insul-Safe SP Fiberglass Blowing Insulation	Certaineed Corp Insulation Group
0270404	Certaineed Optima Blowing Insulation	Certaineed Corp Insulation Group
0270410	15X93 BATT R-19 8/bag Certaineed	Certaineed Corp Insulation Group
0270411	15X48 BATT R-38 7/bag Certaineed	Certaineed Corp Insulation Group
0270412	23X48 BATT R-38 6/bag Certaineed	Certaineed Corp Insulation Group
0270413	23X93 BATT R-19 8/bag Certaineed	Certaineed Corp Insulation Group
0270414	15.25x94 BATT R-19 8/bag	Certaineed Corp Insulation Group
0270415	23X96 BATT R-19 Unfaced 8/bag	Certaineed Corp Insulation Group
0270416	16X96 R-19 Foil Faced BATT 8/bag	Certaineed Corp Insulation Group
0270417	24X48 R-19 Foil Faced 16/bag	Certaineed Corp Insulation Group
0270406	Green Fiber Loose-Fill Cellulose	Green Fiber
0270402	Attic Guard Plus Fiberglass Insulation	Guardian Building Products
0270405	Applegate Stabilized Cellulose 26.5LBS	Guardian Building Products
0270407	15X93 BATT R-19 10/bag Guardian	Guardian Building Products
0270408	23X94 BATT R-19 10/bag Guardian	Guardian Building Products
0270401	Cellulose Insulation - Pro 50 by Regal	Regal Industries
0270440	16" 500/bag Insulation Hangers	
0270441	23" 500/bag Insulation Hangers	

## rFoil HVAC Duct Insulation and Tape

rFOIL™ Duct Insulation is a double layer of polyethylene bubbles sandwiched between two highly reflective radiant barriers. This inspector-friendly tape means no hassles at the job site, and peace of mind for installers. Prevents condensation.



- rFoil**
- 0270529 4' x 100'
  - 0270531 3' x 100'
  - 0270532 4' x 125'
  - 0270534 4' x 50'

- Tape**
- 0270530 2.5" x 180' roll

## Pine Wood Plugs

Slightly tapered for easy insertion. The top 1/8 is the full diameter measurement for a tight even fit. Made from kiln dried lumber and produced on specially designed equipment, resulting in quality, uniformly-sized plugs. No splintered face edges. Packaged in 250 count bags



**0270427** 1" Plug

**0270428** 2" Plug

## Long-Barrell Plastic Plugs

The Long Nose, with its exceptional design, is our best plastic plug. With a 5/8" shank and heavy gripping teeth, this plug will hold in both single and multiple layers of siding. Extra wide cap has a tapered edge for obscured vision on sidings and a textured top for easy painting. 250 per bag. 2000 per box.



**0270425** 1" Plug

**0270426** 2" Plug"

## Foam Drywall Plugs

Styrofoam plugs used for holes in drywall- recessed to accept spackling compound. They absorb little moisture, thus require fewer layers of spackling for a smooth finish. 1000 per package.



**0270429** 1" Plug

**0270430** 2" Plug

## Wasp Insulation Blower

The WASP represents the best insulation blowing technology available, refined and enhanced with your ideas and suggestions. What's more, the WASP utilizes proven airlock technology for simplicity

and minimal downtime. The result is the best lightweight machine on the market, tailored to meet your demanding requirements.

**0380410**



## FORCE/2 Insulation Blower

**Professional Grade – Virtually Indestructible!**

The FORCE/2 is the insulation blower you want when you need a larger, stronger machine. With an 8½ cu. ft. hopper that can hold 50 lbs of material, a strong 1½ hp motor and a powerful 3.6 PSI blower, the FORCE/2 blows up to 2,012 lbs of light density cellulose and 428 lbs of fiberglass per hour. And for the more demanding

jobs, the FORCE/2 is now available with an incredible 4.5 PSI, 116 CFM blower. Easy setup, operation and cleanup. It takes only four switches to operate the FORCE/2. No complicated gauges, dials, or knobs.

**0380453**



### BLOWERS COME COMPLETE WITH:

- 100 feet of 3 inch blowing hose
- One 3 inch stainless steel hose connector
- Three 3 inch stainless steel hose clamps
- Two 100 foot power cords
- 100 foot dual remote control
- Variable speed blower pressure control
- Airlock stainless steel inserts
- Pinset material slide gate

# GE Heat & Cool Unit



## GE® ENERGY STAR® 230/208 Volt Built-In Room Air Heat/Cool Unit



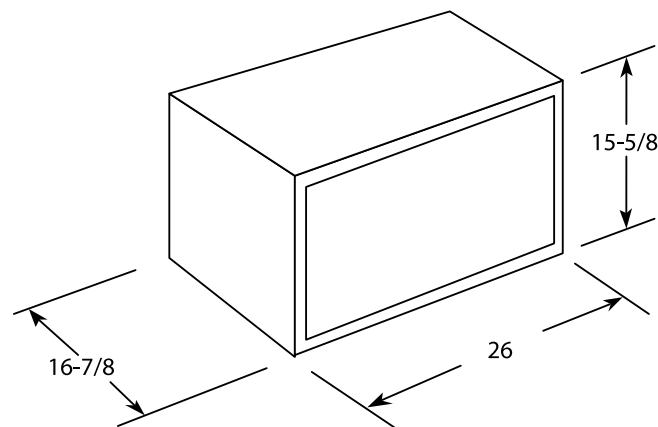
AJHS10DCC  
GE® 230/208 Volt Built-In Heat Pump

### Features and Benefits


- 10,000/9,800 BTU
- 9,700/9,500 BTU pump
- 11,600/9,500 BTU strip
- 9.5/9.5 EER
- 230/208 Volts
- Mechanical controls
- Variable position thermostat
- Four-way air direction
- Up-front, washable air filter
- 2 cool/2 heat/2 fan only speeds
- Model AJHS10DCC – Soft Gray

**0143200** Heat/Cool Unit

**0143201** Sleeve



Perpendicular



230/208V  
20 Amp



imagination at work



Total volume and shelf area are calculated by the Association of Home Appliance Manufacturers' standards.



Listed by Underwriters Laboratories

Wall Case Dimensions and Installation Information (in inches)

Note: When installing slide-out chassis units in through-the-wall applications, keep louvers free. Do not restrict air flow areas.

# Refrigerators

New, Improved Models:

All refrigerators now have more efficient compressors & fan motors, plus new insulation to meet current codes!



## HOTPOINT 15.7 Cubic Foot Frost-Free Recessed Handles

- ◆ Upfront Temperature Controls
- ◆ Recessed Handles
- ◆ Two Adjustable Wire Shelves—Maximize usable storage space
- ◆ Two Fixed Gallon Door Storage Shelves
- ◆ Two Vegetable/Fruit Crispers
- ◆ Equipped for optional automatic icemaker
- ◆ Deluxe Quiet Design
- ◆ NeverClean™ Condenser—Condenser coils are encased, so they don't require cleaning in normal operating environments

### Dimensions

Height: 61-3/4"  
Width: 28"  
Depth: 31"  
Depth (w/o handle): 29-1/8"  
Depth with door open 90°: 54-7/8"

### Weight

Approx. 147 lbs.  
Approx. Ship 166 lbs.

**0143069** White  
**0143076** White\* With Ice Maker Installed

\*This model comes with standard handles



## HOTPOINT 18.0 Cubic Foot Frost-Free

- ◆ Upfront Temperature Controls
- ◆ Vegetable/Fruit Crispers
- ◆ Equipped for optional automatic icemaker
- ◆ Two Adjustable Wire Shelves—Maximize usable storage space
- ◆ Gallon Door Storage
- ◆ Contoured Doors—Create a high-fashion look with gently rounded doors and edges
- ◆ Deluxe Quiet Design—Significantly reduces operating noise
- ◆ NeverClean™ Condenser—Condenser coils are encased, so they don't require cleaning in normal operating environments

### Dimensions:

Height: 66-5/8"  
Width: 29-1/2"  
Depth: 32-1/8"  
Depth (w/o handle): 30-1/4"  
Depth with door open 90°: 58-1/8"

### Weight

Approx. 198 lbs.  
Approx. Ship 223 lbs.

**0143054** White



## HOTPOINT

### 18.2 Cubic Foot Frost-Free

- ◆ Adjustable Glass Shelves—Lets consumers maximize usable storage space
- ◆ Upfront Temperature Controls—Are positioned up front, close at hand, for maximum convenience and ease of use
- ◆ Factory-Installed Icemaker—Makes ice automatically, ensuring a ready supply
- ◆ Two clear vegetable/fruit crispers
- ◆ Two full width adjustable glass shelves
- ◆ Can storage shelf
- ◆ Clear snack pan
- ◆ Two fixed gallon door shelves
- ◆ Square Doors—Classic design
- ◆ NeverClean™ Condenser

### Dimensions

Height: 67-3/8"  
 Width: 28"  
 Depth: 32-3/8"  
 Depth (w/o handle): 30-1/2"  
 Depth with door open 90°: 56-3/8"

### Weight:

Approx. 203 lbs.  
 Approx. Ship 228 lbs.

**0143065** White w/Ice Maker



## 19.9 Cu. Ft. Side by Side Refrigerator

- ◆ Adjustable Wire Shelves—Lets consumers maximize usable storage space
- ◆ Upfront Electronic Dial Temperature Controls—A simple turn of knob regulates interior temperatures
- ◆ Sealed Vegetable / Fruit Crisper
- ◆ Sealed Deli Pan—Provides convenient storage for cheeses and luncheon meats
- ◆ Gallon Door Storage—Makes room for milk and any other gallon size containers
- ◆ Adjustable Wire Shelves—Provide strong support and slide out with ease
- ◆ FrostGuard™ Technology—Protects frozen items from freezer burn by monitoring freezer door openings and defrosting only when needed
- ◆ 1 Year Warranty – parts & labor

### Dimensions

Height: 67-1/2"  
 Width 31-1/2"  
 Depth: 33-5/8"  
 Depth (w/o handle): 31-1/4"  
 Depth with door open 90°: 47-3/8"

### Weight:

Approx.: 285 lbs.  
 Approx. Ship: 306 lbs.

**0143080** White





**15.5 Cu. Ft.**  
**Top-Freezer Refrigerator**  
**Model#: HTH16BBXRWW**

**Approximate Dimensions (HxDxW):**  
**61 3/4 in x 31 in x 28 in**

- ◆ Upfront Temperature Controls—Features easy-to-reach, easy-to-read temperature controls
- ◆ Adjustable Wire Shelves—Maximize usable storage space
- ◆ Gallon Door Storage—Makes room for milk and any other gallon size containers
- ◆ Vegetable/Fruit Crispers—For easy storage of your fruits and vegetables
- ◆ NeverClean™ Condenser—Condenser coils are encased, so they don't require cleaning in normal operating environments
- ◆ Deluxe Quiet Design—Significantly reduces operating noise

**Warranty Information:**

- ◆ Parts Warranty: Limited 1-year entire appliance
- ◆ Labor Warranty: Limited 1-year entire appliance
- ◆ Warranty Notes: See written warranty for full details
- ◆ Warranty Notes: See written warranty for full details

**0143140** White



**18.0 Cu. Ft.**  
**Top-Freezer Refrigerator**  
**Model#: GTH18DCXRWW**

**Approximate Dimensions (HxDxW):**  
**66 5/8 in x 32 1/8 in x 29 1/2 in**

- ◆ Upfront Temperature Controls—Features easy-to-reach, easy-to read temperature controls
- ◆ Factory-Installed Icemaker—Makes ice; automatically ensuring a ready supply
- ◆ Sealed Vegetable/Fruit Crispers—Help preserve fruits and vegetables
- ◆ Spillproof Freezer Floor—Seamless design offers easy cleanup
- ◆ Gallon Door Storage—Makes room for milk and any other gallon size containers
- ◆ NeverClean™ Condenser—Condenser coils are encased, so they don't require cleaning in normal operating environments
- ◆ Deluxe Quiet Design—Significantly

**Warranty Information:**

- ◆ Parts Warranty: Limited 1-year entire appliance
- ◆ Labor Warranty: Limited 1-year entire appliance
- ◆ Warranty Notes: See written warranty for full details

**0143141** White - w/Ice-Maker

**0143143** White - w/out Ice-Maker

Outdoor Improvements  
 Anchors & Material Set-Up  
 Doors & Windows  
 Coatings & Cleaners  
 Appliances  
 Tools & Hardware  
 Carpet & Flooring  
 Electrical  
 Plumbing  
 Towing & Safety  
 Heating & Cooling

# Refrigerators



**22.0 Cu. Ft.**

**Side-By-Side Refrigerator with Dispenser**  
**Model#: GSH22JFXWW**



**Approximate Dimensions (HxDxW):**  
**67 1/2 in x 33 5/8 in x 33 1/2 in**

- ◆ External Temperature Controls with Child Lock -Combines the ease of 0-9 temperature settings, with the sophistication of electronic controls
- ◆ Adjustable Humidity Vegetable/Fruit Crispers—Provide ideal storage environment for fruits and vegetables
- ◆ Adjustable Temperature Deli Drawer—Keep meats and cheeses fresher, longer
- ◆ Snack Pan—Conveniently stores re-wrapped meats, cheeses and other snacks
- ◆ Adjustable Gallon Door Bins—Provides additional storage space for milk and other gallon-size containers
- ◆ Adjustable Spillproof Glass Shelves—Raised edges help contain spills to make clean up quick and easy
- ◆ GE Water Filtration System—Delivers clean great-tasting water and ice through the LightTouch! Dispenser

**Warranty Information:**

- ◆ Parts Warranty: Limited 1-year entire appliance
- ◆ Labor Warranty: Limited 1-year entire appliance
- ◆ Warranty Notes: See written warranty for full details

**0143142** White



**HOTPOINT**

**15.6 Cu. Ft.**

**Top-Freezer Refrigerator**  
**Model#: HTR16ABSRWW**

**Approximate Dimensions (HxDxW):**  
**61 3/4 in x 29 1/8 in x 28 in**

- ◆ Upfront Temperature Controls—Are positioned up front, close at hand, for maximum convenience and ease of use
- ◆ Gallon Door Storage—Makes room for milk and any other gallon size containers
- ◆ Adjustable Wire Shelves—Provide strong support and slide out with ease
- ◆ Vegetable/Fruit Crisper—For easy storage of fruits and vegetables
- ◆ NeverClean™ Condenser—Condenser coils are encased, so they don't require cleaning in normal operating environments
- ◆ Deluxe Quiet Design—Significantly reduces operating noise
- ◆ Recessed Handles—Color-matched recessed door handles reflects the latest in European style and appearance

**Warranty Information:**

- ◆ Parts Warranty: Limited 1-year entire appliance
- ◆ Labor Warranty: Limited 1-year entire appliance
- ◆ Warranty Notes: For models produced on or after

January 1, 2006; See written warranty for full details

**0143069** White



0143069 is not an Energy Star refrigerator



## 20.0 Cu. Ft. Side by Side Refrigerator w/Water & Ice

- ◆ External Temperature Controls with Child Lock—Combines the ease of 0-9 temperature settings, with the sophistication of electronic controls
- ◆ Sealed Vegetable / Fruit Crisper—Provides easy storage for your fruits and vegetables
- ◆ Sealed Deli Drawer—Provides convenient storage for cheeses and luncheon meats
- ◆ Adjustable Gallon Door Bins—Provides additional storage space for milk and other gallon-size containers
- ◆ FrostGuard™ Technology—Protects frozen items from freezer burn by monitoring freezer door openings and defrosting only when needed
- ◆ Factory installed icemaker (cubes & crushed ice) & Light Touch Dispenser
- ◆ AutoEnergy Saver—Senses freezer and fresh door openings and adjusts refrigeration operation cycles accordingly

### Dimensions

Height: 67-1/2"  
 Width: 31-1/2"  
 Depth: 33-5/8"  
 Depth (w/o handle): 31-1/4"  
 Depth with door open 90°: 47-3/8"

### Weight

Approx. 285 lbs.  
 Approx. Ship 306 lbs.

0143058 White

Outdoor  
Improvements

Anchors &  
Set-Up Material

Doors &  
Windows

Coatings &  
Cleaners

Appliances



0143095 Universal Icemaker Kit

## Universal Icemaker Kit

Full one-year warranty.

- 0143096** IM5SS Fits all post '01 side-by-sides that did not already have icemaker installed.
- 0143095** IM4A Fits all post '01 top freezers, model year bottom freezers and post '01 bottom freezers.
- 0143091** IM6 Service Icemaker Kit; Kit contains parts for any GE/Hotpoint model. Backward compatible on everything except 21-22 cu. ft. model year bottom freezers.

## Flair-It Icemaker Valve & Tee

Use with polybutylene pipe. Due to copper valve, teflon tape is recommended.



- 0164374** Valve Only
- 0164330** Tee Only

Tools &  
Hardware

Carpet &  
Flooring



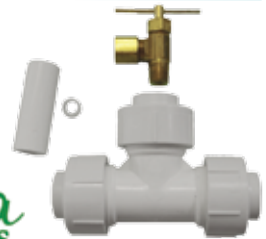
## Brass Drain & Icemaker Valve

Compression straight valve.  
 1/2" PEX x 1/4" OD.  
**0168219**

## Icemaker Kit

5/8" OD tee and 1/4" OD valve assembly.

**0166220**



Electrical

Plumbing

## Icemaker Hookup Kits



- 25' poly tubing & 1 saddle valve
- **0143083**
- 16' copper pipe & 1 saddle valve
- **0143085**



25' poly tubing & 1 saddle valve  
**0143083**

## No-Burst Icemaker Connector

Highest burst strength available. Each foot contains 250 feet of stainless steel wire. Exceptional flexibility for easy installation. Won't kink or crease, even in the tightest applications. Exceeds all requirements for flexible water connectors as defined by ASME A112.18.6 and CSA B125.

**0375009** 60"



Towing &  
Safety

Heating &  
Cooling

## Gas Ranges

# HOTPOINT

### 30" Free-Standing Standard Extra Large Oven with Porcelain Enamel Door



- ◆ Extra-Large Oven Capacity—Provides a large oven interior ideal for cooking more items at once
- ◆ All Purpose Burners—Deliver a wide range of heat output ideal for most cooking requirements
- ◆ Standard Grates—Provide a sturdy and convenient cookware surface for everyday cooking
- ◆ Porcelain Upswept Cooktop—Features raised edges to help contain spills and make clean-up easy
- ◆ Lift-Up Cooktop—Cooktop lifts up for easy access to porcelain-enameled subtop
- ◆ Easy Clean Subtop—Porcelain enameled subtop collects spills and messes for easy cleaning

#### Dimensions Weight:

Height: 44"  
Width: 30"  
Depth: 26-1/2"

Approx. 145 lbs.  
Approx. Ship Wt. 165 lbs.

0143072 White

### 30" Free-Standing Standard Extra Large Oven with Window & Clock

# HOTPOINT



- ◆ Extra-Large Oven Capacity—Provides a large oven interior ideal for cooking more items at once
- ◆ All Purpose Burners—Deliver a wide range of heat output ideal for most cooking requirements
- ◆ Electronic Clock And Timer—Features a convenient digital clock and easy-to-use timer with an audible signal to help coordinate cooking times in the kitchen
- ◆ Standard Grates—Provide a sturdy and convenient cookware surface for everyday cooking
- ◆ Porcelain Upswept Cooktop—Features raised edges to help contain spills and make clean-up easy
- ◆ Lift-Up Cooktop—Cooktop lifts up for easy access to porcelain-enameled subtop

#### Dimensions Weight:

Height: 46-1/2"  
Width: 30"  
Depth: 26-1/2"

Approx. 155 lbs.  
Approx. Ship Wt. 175 lbs.

0141005 White on White

E-7

# Electric Ranges

# HOTPOINT

## 30" Electric Range Standard Super-Large Oven Capacity

- ◆ Super-Large Oven Capacity—Provides an impressively large oven interior for cooking more dishes and large meals at one time
- ◆ Coil Heating Elements—Provides consistent and even heat on the cooktop with a plug-in element that is removable for easy cleaning
- ◆ Porcelain Upswept Cooktop—Features raised edges to help contain spills and make clean-up easy
- ◆ Chrome Drip Bowls—Contain minor spills and are removable for easy cleaning
- ◆ Two Oven Racks—Feature a durable construction to help accommodate any size or type of cookware
- ◆ Removable Full Width Storage Drawer—This convenient drawer can be used for storing cookware or kitchen accessories

### Dimensions

Height: 46-1/2"  
Width: 29-7/8"  
Depth: 26-3/8"  
(including door handle)

### Weight

Approx. 135 lbs.  
Approx. Ship 155 lbs.



**0143074** White (Shown above)  
**0141006** White w/Window & Clock (Shown in inset on left)

Important: No Pigtail Supplied with Electric Range



# HOTPOINT

## 30" Electric Range, Super-Large Self-Cleaning Oven

- ◆ Self-Clean Oven—Conveniently cleans the oven cavity without the need for scrubbing
- ◆ Super-Large Oven Capacity—Provides an impressively large oven interior for cooking more dishes and large meals at one time
- ◆ Coil Heating Elements—Provides consistent and even heat on the cooktop with a plug-in element that is removable for easy cleaning
- ◆ Electronic Oven Controls—One-touch electronic pads are easy-to-use and allow for simple oven operation
- ◆ Standard Window—Provides a convenient viewing area to check the progress of food
- ◆ Frameless Glass Oven Door—Offers an easy-to-clean and stylish design that blends seamlessly into existing cabinetry

### Dimensions

Height: 46-1/2"  
Width: 29-7/8"  
Depth: 26-3/8"  
(including door handle)

### Weight

Approx. 150 lbs.  
Approx. Ship 170 lbs.

**0143063** White

Outdoor Improvements  
 Anchors & Set-Up Material  
 Doors & Windows  
 Coatings & Cleaners  
**Appliances**  
 Tools & Hardware  
 Carpet & Flooring  
 Electrical  
 Plumbing  
 Towing & Safety  
 Heating & Cooling



# GE Electric Range Standard w/ Super-Large Oven



- ◆ Standard Clean Oven—Offers a traditional oven design that requires hand cleaning
- ◆ Super-Large Oven Capacity—Provides an impressively large oven interior for cooking more dishes and large meals at one time
- ◆ Coil Heating Elements—Provides consistent and even heat on the cooktop with a plug-in element that is removable for easy cleaning
- ◆ ClearView™ Window—Features a convenient viewing area to check the progress of food
- ◆ Dual Element Bake—Alternates the upper broiling element and the lower baking element for even heating and optimal baking results
- ◆ Electronic Clock And Timer—Features a convenient digital clock and easy-to-use timer with an audible signal to help coordinate cooking times in the kitchen

## Dimensions

Height: 46-7/8"  
 Width: 29-7/8"  
 Depth: 26-1/4"  
 (including door handle)

## Weight

Approx. 138 lbs.  
 Approx. Ship 158 lbs.

**0141010** White on White



# 30" Electric Range w/ Self-Cleaning Smooth Top

- ◆ Self-Clean Oven—Conveniently cleans the oven cavity without the need for scrubbing
- ◆ Super-Large Oven Capacity—Provides an impressively large oven interior for cooking more dishes and large meals at one time
- ◆ QuickSet III Oven Controls—Feature an easy to use design that lets you set precise cooking temperatures
- ◆ Ribbon Heating Elements—Provide powerful heat beneath a smooth glass surface to ensure even heat and fast warm-up times
- ◆ Ceramic Glass Cooktop—A smooth cooktop surface makes cleaning quick and easy
- ◆ ClearView™ Window—Features a convenient viewing area to check the progress of food
- ◆ Dual Element Bake—Alternates the upper broiling element and the lower baking element for even heating and optimal baking results

## Dimensions

Height: 46-7/8"  
 Width: 29-7/8"  
 Depth: 27-3/8"

## Weight:

Approx. 146 lbs.  
 Approx. Ship 166 lbs.

**0143049** White

**E-9**



Specifications Subject to Change without Notice

## Both Hoods Below Feature:

- ◆ Powerful UL listed 115V motor, single speed
- ◆ 100 CFM
- ◆ Durable powder coat paint resists chipping, scratching
- ◆ Convenient front mounted fan and light controls (rocker switches)
- ◆ 8" x 8" grease filter of washable aluminum mesh
- ◆ Enclosed light illuminates cooking surface

## Range Hood w/Vertical Exhaust




### PR SERIES

Vertical 5" round outlet.

- 0422604** 30" White
- 0422605** 42" White
- 0422606** 30" Almond
- 0422607** 42" Almond

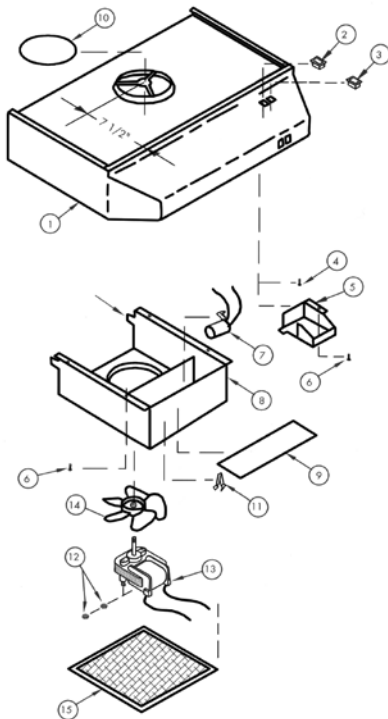
## Combo Lighted Range Hoods Side or Roof Exhaust



### PC SERIES

Combination air exhaust through sidewall or roof—outlet measures 3" x 8"

- 0422611** 30" Almond
- 0422612** 30" White
- 0422615** 42" Almond
- 0422616** 42" White
- 0422620** Transition Piece—Converts Rectangular Outlet for Round Duct C0579-00



## REPLACEMENT PARTS

Part Key	Part Number	Description
2	<b>0420525</b>	New Lamp Switch, Rocker-type, Black BL1196-00
2	<b>0420526</b>	New Lamp Switch, Rocker-type, White BL1197-00
3	<b>0420527</b>	New 1-Sp. Fan Switch, Rocker-type, White BL1195
3	<b>0420528</b>	New 1-Sp. Fan Switch, Rocker-type, Black BL1194
9	<b>0422630</b>	Light Lens, 3-1/16" x 9-1/2" Flat BCC0179-00
13	<b>0420103</b>	Replacement Motor BCD0275-00
14	<b>0421399</b>	Fan Blade BCD0409-00 for PC Series
14	<b>0421400</b>	Fan Blade BCD0311-10 for PR Series
15	<b>0422623</b>	Grease Filter, 8" x 8" - Aluminum BCC0246-00

### NEW STYLE

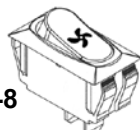
- 0420517** 2-Wire Rotary Switch - BCB0164-00
- 0420520** Switch, Rocker-type, Black BLO108-00\*
- 0420522** Switch, Rocker-type, White BLO816-00\*

\*Without light or fan symbol on switch

**0420525-6**



**0420527-8**



## Island Range Hood



115V, single speed motor fan and light with 5" dia. vertical exhaust. 12" depth x 30" width. Rocker switches. 100 CFM

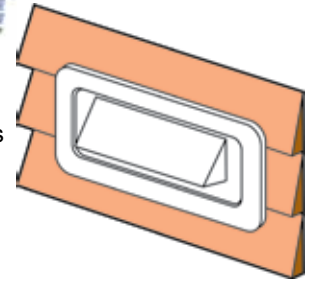


**0422635** White

## Hood Exhaust Vent for Lap Siding



Professionally finished look with lap siding. Simple to install, saves time and lowers cost. Reduces leaks. White.



**0420500** V2213-00

## Louvered Range Hood Vent



Louvered design, 1-3/4" inlet, white color. 3-1/3" x 10-1/2" RO.




**0420510** V2018-01

## Louvered Range Hood Vent



Weatherproof w/ lockable damper. Heavy plastic construction. 1-3/4" inlet.



Colonial White. 3-1/3" x 10-1/2" RO. 12/Ctn.

**0420509** V2111-11

## Sidewall Exhaust Fans



**0420710** 115V Sidewall Fan, Mill Finish Exterior, White Interior, Fits 2-3/4"-4" wall thickness. V2215-11

### Replacement Parts

- 0420711** Sterling Grille - V0564-37
- 0420709** White Grille - V0564-46
- 0420703** Screws for Grille (3.5" Model) - V0148-02
- 0421401** Fan Blade - BVA0312-00
- 0221802** Pressure Switch - BV0140-03
- 0262000** Sidewall Chain - BV0144-00
- 0420103** Motor, 120V, No Plug - BVD0275-00



# Range Burners and Knobs

## Pans and Rings for G.E. & Hotpoint Ranges



### A: Burner Elements

- 0143037 6" High-Rise
- 0143038 8" High-Rise

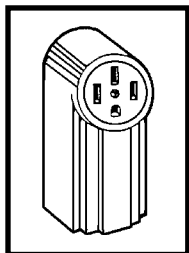
### B: Burner Pans

- 0143030 6" Pan
- 0143031 8" Pan

### C: Burner Rings

- 0143032 6" Ring
- 0143033 8" Ring

## Range Receptacle



Surface mount power receptacle 3 pole, 4-wire, 50-amp, 125/250-volt range receptacle with "Quick-Lok" terminals. 50/Ctn.

**0224201** Hubbell Range



## Burner Elements



Authentic replacements for over 30 million supplied as OEM equipment since 1962. 3-turn coil, coil support & medallion. 250V, 1250-W. 250/Ctn.

- 0143040** 6" Burner Element
- 0143042** 8" Burner Element

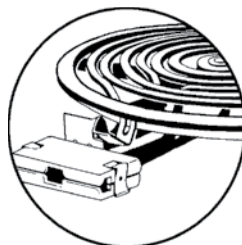
## Combo Pan & Ring



This one-piece combination pan and ring is used with single coil plug-in electric range surface elements.

- 0143044** Small; 250/Ctn.
- 0143046** Large; 250/Ctn.
- 0143043** 8" for Hotpoint

## G.E. & Hotpoint Surface Elements



Chromolox double coil hard wire 5-turn and 6-turn elements. Fits Hotpoint and GE models. Comes without ring.

### Surface Elements

- 0143037** 6" High-Rise
- 0143038** 8" High-Rise

## Range Cord

Replacement cord for all ranges having a 1-1/8" power supply entrance.

Two #8 and two #6 conductors with molded cap and terminal plugs. 50 amp, 4' long. 12/Ctn.



**0220306**

## Oven Dial for Gas T-Stat



BJWA, BJ, U Series. Dials for "D" stem application. Mounts four ways. Low 250° to 550°F plus broil. Clockwise to off.

**0141508** Black

# Dishwashers



## GE Pots-And-Pans Built-In Dishwasher



- ◆ Meets 2007 **ENERGY STAR**® Criteria—Can reduce utility bill by using less water to get dishes clean
- ◆ 4-level PowerScrub™ wash system—Four wash levels quietly and efficiently scrub dishes clean
- ◆ HotStart™ Option—Preheats water before the main wash cycle for dependable performance every time
- ◆ Piranha™ Hard Food Disposer—Grinds leftover food into small particles that are easily washed away
- ◆ Pots and Pans Cycle—Scours off baked-on food with a wall of water
- ◆ Heated Dry Option—Circulates warm air to quickly and gently dry dishes



G.E. dishwashers save water by 45% - 65% over hand washing.

### Dimensions

Height: 34" Depth: 25-3/4"  
 Width: 24"

### Weight:

**Approx. weight:** 90 lbs.  
**Approx. shipping weight:** 100 lbs.

- 0143112** Black
- 0143113** White (*shown on left*)

# HOTPOINT Dishwashers

- ◆ 100% Water Filtration with ExtraFine™ Filter—Clean water helps deliver clean dishes
- ◆ Hot PreWash Option—Preheats water before the main wash cycle for excellent performance time after time
- ◆ QuietPower™ Motor—Runs quietly and efficiently to keep the kitchen peaceful and quiet



- 4-level PowerScrub™** wash system
    - Durable tub and door liner—Resists chipping and staining, holding up to heavy use.
    - Piranha™ Hard Food Disposer—Grinds leftover food into small particles that are easily washed away
  - 5-level PowerScrub™** wash system
    - with PowerShower—5 wash levels and redesigned wash arms direct water precisely for a quiet and efficient clean.
    - Push-button controls—Operate with ease
    - Pots and Pans Cycle—Scours off baked-on food with a wall of water
- 0143087** Black  
**0143090** White
- 0143089** Black  
**0143092** White (*shown on right*)

### Dimensions

Height: 34" Depth: 25-3/4"  
 Width: 24"

### Weight:

**Approx. weight:** 90 lbs.  
**Approx. shipping weight:** 100 lbs.



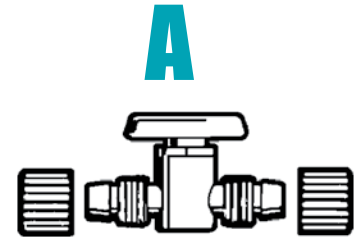
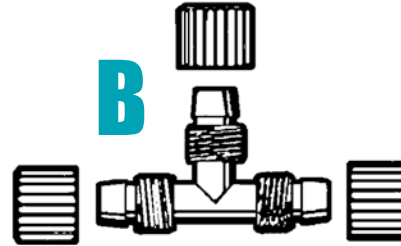
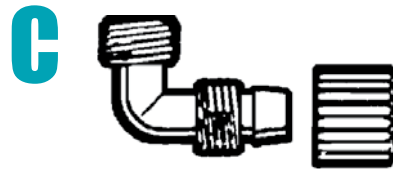
Hotpoint dishwashers save water by 45% - 65% over hand washing.

# Connectors

## Dishwasher Hook-Up Kit

Contains one each of the following:

- A** Straight Stop Valve:  
1/2" P x 1/2" P
- B** Tee  
1/2" P x 1/2" P x 1/2" P
- C** Male Elbow  
1/2" P x 3/8" MPT  
w/tapered threads



0164390

## Dishwasher Drain Air Gap

For automatic dishwashers. The dishwasher air-gap eliminates pressure build-up and possible contamination of the home's potable water supply. Constructed of durable plastic, the "Y" shaped air-gap unit has an intake and discharge tube, between which is a trouble-free air release valve that automatically provides anti-siphon protection. 5/8" OD Inlet x 7/8" OD Outlet.



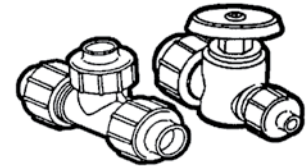
0375006

## Universal Dishwasher Hookup

Universal Fittings mechanically join to any water supply tubing using a special locking ring and an elastomeric seal to make a quick, easy and watertight connection. Simply insert tubing and hand-tighten.

Includes one each of the following:

- ◆ Tee 1/2" OD x 5/8" (166209)
- ◆ CPVC Connect Tube 5/8" OD x 3"
- ◆ Straight Supply Valve  
1/2" ID - 5/8" OD x 1/4" ID - 3/8" OD (166224)
- ◆ Olefin Riser 3/8" OD x 1/4" ID x 60"



0166227

## No-Burst Dishwasher Connections

48" of the highest burst strength available—250 ft. of stainless steel wire per foot; stainless ferrules are extra long with added crimps for security. Tough, non-toxic polymer core resists chlorine and chloramines. Ample inside diameter for high flow capacity. Captive cone washers seal tightly, can't fall out. Exceptional flexibility for easy install. Won't kink or crease, even in the tightest spaces. Heavy-duty brass hex nuts are easy to grip with fingers or tools and nickel plated for durability. Code approved, exceeding all plumbing code requirements. Exceeds all requirements for flexible water connectors as defined by ASME A112.18.6 and CSA B125. 5-year warranty.

0375007

Specifications Subject to Change without Notice



# GE Washer

3.2 Cu. Ft. Super Capacity



- ◆ 3.2 cu. ft. super plus ExtrAction™ wash basket—Offers increased surface area to “squeeze” more water from clothes during the spin cycle, resulting in reduced dry times
- ◆ HydroWave™ wash system—Has variable speeds to match the wash action to the clothing type; Longer, slower travel through the water improves cleaning performance and is gentler on your clothes
- ◆ Four wash/spin speed combinations—Speeds vary according to fabric type for better clothes care
- ◆ 17 wash cycles—A cycle for every laundry load and need
- ◆ Four wash/rinse temperatures—Washer cleans at the exact temperature needed to remove dirt and reduce wear
- ◆ Four water levels—Offers water and energy savings



## Dimensions

Height: 42"  
 Width: 27"  
 Depth: 25 1/2"

## Weight

Approx. 145 lbs.  
 Approx. Ship 155 lbs.

**0141030** White Washer

## GE Washer & Dryer Set

**Electric Washer & Dryer Set**

**Set Includes:** 8' UL Vent Kit and a 4' cord.

**0140052** White Set

## GE Electric Dryer

6.0 Cu Ft Extra Large Capacity Dryer

### Dimensions Weight

Height: 42"                      Approx. 100 lbs.  
 Width: 27"                      Approx. Ship 110 lbs.  
 Depth: 25 1/2"

**0141034** White/White Dryer

## GE Gas Dryer

6.0 Cu Ft Extra Large Capacity Dryer

### Dimensions Weight

Height: 42"                      Approx. 105 lbs.  
 Width: 27"                      Approx. Ship 115 lbs.  
 Depth: 25 1/2"

**0141028** White/White Dryer

- ◆ 6.0 cu. ft. extra-large capacity—Handles large-size items and family-size loads
- ◆ DuraDrum™—Provides long-lasting dependability and durability
- ◆ Four heat selections—Provide the right temperature for the right drying results
- ◆ Six dry cycles—Flexible options for drying, dewrinkling and fluffing
- ◆ Auto Dry—Uses thermostats to monitor air temperature and reduce fabric wear
- ◆ Fixed End-Of-Cycle Signal—Alerts you when the cycle is done, saving time between loads

# HOTPOINT Washer

3.2 Cu. Ft. Extra-Large Capacity Washer

- ◆ 3.2 cu.ft. super PermaTur® II wash basket— Designed to maintain a long-lasting stain-free appearance with bright white interior
- ◆ One Wash/Spin Speed—Provides reliable cleaning performance for regular clothes
- ◆ Nine wash cycles—Convenient settings for everyday fabrics
- ◆ Three wash/rinse temperatures—Offer better wash results and longer fabric life
- ◆ Three Water Levels—Minimize water waste
- ◆ FlexCare™ Agitator—Provides gentle, yet effective washing action



## Dimensions

Height: 42"

Width: 27"

Depth: 25 1/2"

## Weight

Approx. 142 lbs.

Approx. Ship 152 lbs.

**0140901** White Washer

# HOTPOINT Washer & Dryer Set

## White Electric Washer & Dryer Set

**0140899** With vinyl louvered kit & 4' cord.

**0140050** With 8' UL vent kit & 4' cord.

# HOTPOINT Electric Dryer

6.0 Cu Ft Extra Large Capacity Dryer

## Dimensions Weight

Height: 42"

Width: 27"

Depth: 25 1/2"

Approx. 100 lbs.

Approx. Ship 110 lbs.

**0141001** White

# HOTPOINT Gas Dryer

6.0 Cu Ft Extra Large Capacity Dryer

## Dimensions Weight

Height: 42"

Width: 27"

Depth: 25 1/2"

Approx. 105 lbs.

Approx. Ship 115 lbs.

**0141026** White

- ◆ 6.0 Cubic Foot, Extra-large capacity—Handles your large-size items and family-size loads
- ◆ DuraDrum™—Provides long-lasting dependability and durability
- ◆ Three heat selections—Offer a choice of drying temperatures for better fabric care
- ◆ Three dry cycles—Simple options for the reliable drying performance
- ◆ Quiet-By-Design™—Engineered for quiet operation
- ◆ Reverse-A-Door—Offers added installation flexibility

**0141208**  
LP Change Over Kit

Outdoor Improvements  
 Anchors & Set-Up Material  
 Doors & Windows  
 Coatings & Cleaners  
 Appliances  
 Tools & Hardware  
 Carpet & Flooring  
 Electrical  
 Plumbing  
 Towing & Safety  
 Heating & Cooling

## Venting Kit w/ Duct

4" louvered vent in white finish, aluminum tailpiece, 5-foot vinyl duct, 2 clamps. Boxed. 6/Ctn.



0141201

## Wide Mouth Vent Hood

Wide mouth vent hood with white finish. 4". 25/Ctn.



0141203

## Vent w/Tailpiece

Energy efficient louver vent hood automatically opens and closes with dryer operation. Complete with hood (white), aluminum tailpiece, flange and plastic clamp.



0141206

## Flexible Vent Hose



All hoses are 4" diameter.



**White Vinyl**

0141202 5', Bag; 12/Ctn.

0141205 50', Boxed

**Aluminum Foil**

0141200 5' Flex., Bulk

0141199 25' Flex., Bulk

0141195 8' - U.L. Appr.

0141196 5' - U.L. Appr.

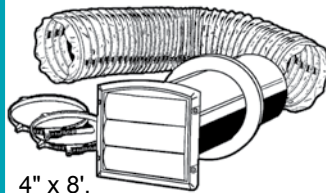
**Rigid**

4" Aluminum Duct  
 15' Compressed.

0141197 retail ctn



## Transitional Vent Kit



4" x 8".

UL Approved dryer vent kit.

0141204



## Outlet Box



Universal for right- or left-hand drain. Rust-proof, beige. Holes 3" apart.

**OS:**

11-3/4" W x 10" H x 2-1/2" D.

**Cutout:**

9-1/8" W x 7-1/4" H x 2-1/2" D.

0440206



## Washing Machine Valve

One-piece, brass body. Tailpiece: 1". Combination .5 solder or threaded connection with locknut.

1/2"; 6/Ctn.

0379915

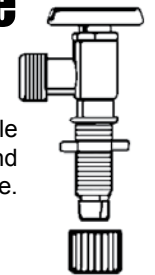


## Washing Machine Valve



Washing Machine Valve 1 1/2" x 3/4" Male Garden Hose. This will work on PEX and Polybutylene Pipe. This is a directional valve. The water must flow with the arrow.

0164404 1/2" ID



## Half Turn Valves



Long shank MIP valve with easy on/off control and color-coded handles. Forged brass construction eliminates porosity problems of traditional cast valves. UPC & CSA listed.

0376905 Blue

0376906 Red

## Drain Hose (for G.E. & Hotpoint)

58" L. Fits G.E. & Hotpoint extra-large capacity washers 0141030 and 0141031.



0440055

## Washing Machine Hose

High pressure hose with female ends. Designed to replace the hot or cold hose on washing machines. Fits all standard threaded faucets. 5' heavy duty reinforce rubber hose. High pressure tested. 12/Ctn.

0440050



## 4-Wire Dryer Cable



Round rubber jacketed wire, molded-on plug. Black, 4-wire for mobile homes. 4', 30 AMP. 12/Ctn.

0220307

E-17

## Dryer Receptacle

3 pole, 4-wire, 30-AMP, 125/250-volt dryer receptacle with "Quick-Lok" terminals. 50/Ctn.

0224301



## Clamps



4" plastic adjustable clamps. 2 per polybag.

0141198 24/Ctn.

# Screw Drivers

## #1 Square Bit Driver



3/16". Overall length 8-1/2". Handle 4". Uncarded

0380201 6/Ctn.



## #2 Square Bit Driver



1/4". Overall length 8-3/4". Handle 4-1/8". Uncarded

0380202 6/Ctn.

0380103 Economy 25/Ctn.



## Nut Driver



1/4". Overall length 6-3/4". Handle 3-3/4". Uncarded

0380301 6/Ctn.



## Clutch Driver



5/32"  
Overall length 7-1/2"  
Handle 4"  
Uncarded

0380502 6/Ctn.



## 6-in-1 Screwdriver

Specially tempered chrome-plated steel, hardened so that one end can be used as a 5/16" hollow shaft nut driver and the other end can be used as a 1/4" hollow shaft nut driver. Comes standard with a double end Phillips bit (1/4" end) and a double end slotted bit on the 5/16" end.



0380109 6-in-1 Screwdriver

0380115 6-in-1 Imprinted Screwdriver  
Min. Order 24

## 5-in-1 Magnetic Driver

Contains 1 slotted, 1 Phillips, 2 square and 1 clutch. All bits are 1/4" hex shank, non-reversible, insert bits. Carded

0380101 24/Ctn.



## Lock Installation Tool Kit Hole Saw



For fast and easy installation of most locksets and deadbolts; fits most popular electric and cordless drills. Blade-mandrel and bit are high quality heat treated and hardened. Contains one 2-1/8" diameter high carbon steel high speed holesaw and mandrel, and one 1" high speed wood power bit. Will saw through metal or wood. Carded.

0390500 12/Ctn.



## Imprint Special:

The 6-in-1 screwdriver can be imprinted with your company name in a minimum order of 24 pcs. Makes a great advertising tool and give-away.



F-1

# Screws, Bolts & Nuts

## Self-Tap Screws



Zinc plated hex head.

- 0263043** 8-18" x 3/4" 100/Box
- 0263035** 8-18" x 1" 100/Box
- 0263036** 8-18" x 1 1/2" 100/Box

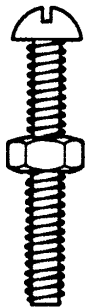
## Brass Thumb Screws



New metric screws specifically for light shades, smaller than #0281501 & #0281502, with a Phillips head. 100/Pk.

**0281505**

## Stove Bolts & Nuts



Packaged machine screws with nuts. 1/4" #20.

- 0263020** 1/2" 100/Box
- 0263022** 3/4" 100/Box
- 0263024** 1" 100/Box

## Pan Head Screws



Zinc plated. # 8 gauge. 10/Ctn.

- 0263123** 1 x 8 500/Pk.
- 0263119** 1 1/2 x 8 500/Pk.


## Carpet Molding Nail Spiral Thread



Drive nail with spiral thread. Hammer drive application. Counter-sunk oval head. Poly-bagged.

- 0263200** Brass Finish 500/Box
- 0263201** Zinc Finish 500/Box
- 0263206** Brass Finish 250/Box
- 0263207** Zinc Finish 250/Box

## Hinge Screw Oval Square



Oval square recess. Zinc plated. # 6 gauge, 1 1/4" long.

**0263108** 50/Box

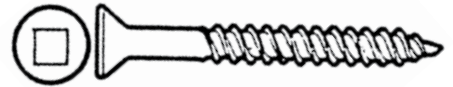
## Lag Screw

With washers. 50/Box.



- 0263029** 1/2" x 5"
- 0263030** 3/8" x 4"
- 0263031** 3/8" x 5"
- 0263032** 3/8" x 6"
- 0263033** 3/8" x 8"
- 0263037** 3/8" x 5" (300/Bx)
- 0263034** Washers Only

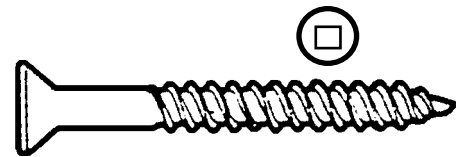
## Threaded Flat Head



2/3" threaded #8 gauge. Bronze finish.

- 0262631** 2" 250/Box
- 0262617** 3" 100/Box

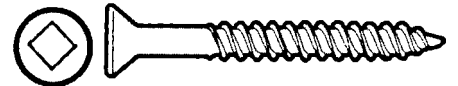
## Tub Molding Screws



Flat head, zinc-plated screws.

**0265518** 50/Box

## Floor Screws



Flat head square recess #8. 10/Ctn.

- 0263111** 1-1/2"; 250/Box
- 0263113** 2"; 250/Box
- 0263099** 2 1/2"; 100/Box
- 0263118** 3"; 100/Box
- 0263098** 3"; 2000/Box
- 0263117** 4"; 100/Box

## evco Drill Bit


135° Split Point fractional bit. 5/32" diameter. 3 1/8" length. Black nitride finish.



**0380108** 12/pk



# Sheet Metal Screws



Hex washer head. #8 gauge.

## 1/2" Sheet Metal Screws

0263050 Box of 500

## 3/4" Sheet Metal Screws

0262616 Box of 50  
 0263101 Box of 500  
 0264037 White; Box of 500  
 0263000 Keg (12M Approx.)  
 0263001 1/2 Keg (35M Approx.)

## 1" Sheet Metal Screws

0262615 Box of 50  
 0262618 White (50/Box)  
 0263102 Box of 500  
 0264038 White (500/Box)  
 0263005 Keg (25M Approx.)  
 0263006 1/2 Keg (7.5M Approx.)

## 1-1/4" Sheet Metal Screws

0262614 50/Box  
 0263103 500/Box  
 0263010 Keg (20M Approx.)  
 0263011 1/2 Keg (6M Approx.)  
 0263075 150/Box  
 w/Rubber-Backed Washer

## 1-1/4" Painted Sheet Metal Screws

0262611 250/Box, Black  
 0262612 500/Box, Black  
 0263151 500/Box, Brown  
 0263014 500/Box, White  
 0262632 500/Box, Cream  
 0263013 1/4 Keg, White (6M Approx.)

## 1-1/2" Sheet Metal Screws

0262613 50/Box  
 0263104 500/Box  
 0263012 Keg (20M Approx.)

## 1-1/2" Painted Sheet Metal Screws

0264035 50/Box, White  
 0264036 500/Box, White

## 2" Sheet Metal Screws

0263089 250/Box

# EZ Chuck Nut Setter

Magnetic. For driving hex head screws.



0390626 1/4" Mag Nut Driver, 1-3/4" Long  
 0390627 1/4" Mag Nut Driver, 2-9/16" Long  
 0390643 1/4" Mag Nut Driver, 4" Long  
 0390628 5/16" Mag Nut Driver, 2-9/16" Long  
 0390608 1/4" Mag Nut Driver, 6" Long

## evco Bit Holder



For 1/4" Hex insert bits. 2" long, non-magnetic.

0390609

## evco Clutch Head



0390611 5/32" - 2" Long

## Slotted




0390617 1-7/8" Long

## Clutch Head Bit



0390613 5/32" - 1" Long

## Double Ended Bit



0390601  
 #2 Phillips & 8-10 slot; 2"

## Phillips Bit



0390618 #2 - 1"

## Square Recess



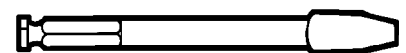
0390615 #1 - 1"  
 0390612 #2 - 1"

## Phillips




0390638 #1 - 1-15/16" Long  
 0390639 #2 - 1-15/16" Long  
 0390641 #2 - 6" Long

## Tapered Nut Setter



0390634 Magnetic, 2" long. 1/4"

## Square Recess



0390636 #1 Square, 2" Long  
 0390637 #2 Square, 2" Long  
 0390642 #2 Square, 6" Long

# Panel Nails

1" colored nails. Approximately 500 per plastic box.



- 0263110** 1" Oak
- 0263112** 1" Brown
- 0263115** 1" Dark Oak
- 0263116** 1" White
- 0263140** 1-5/8" White
- 0263141** 1-5/8" Dark Oak
- 0263142** 1-5/8" Brown
- 0263143** 1-5/8" Oak

# Bin Box

Rugged 200 pound test corrugated fiber-board offers exceptional strength, durability and economy. Crisp white finish. Large identification panel helps locate parts fast...eliminates chance for error. 48/Ctn.



- 0263120** 3"W x 12"D x 4"H
- 0263121** 6"W x 12"D x 4"H
- 0263122** 10"W x 12"D x 4"H

# All Leather Work Gloves

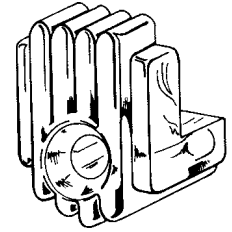
- All Leather Work Gloves  
 Leather Palm Work Gloves
- \* Front, back & leather cuff
  - \* Double leather palm
  - \* Double Stitched
  - \* Sold as pairs with hang-up display cards



**0345016**

# Mirror Clips

Deluxe design. Clear plastic. For 1/8" glass.



**0262608** W/Screw; 10/Bag

# Heavy Duty Cable Ties

6.6 nylon, the heavy duty duct straps feature smooth insertion, and a locking mechanism that gives ductwork a firm hold. Accommodates 7 to 15 inch duct. Tensioning tool for 32"+ allows operator to adjust strap to any desired tension.



48" Long – Fits up to 14" Duct – 175 lb. Tensile  
**0262508** 48"; 50/Pack (mfr# 7-P48)

# White Nylon Wire Ties

White Wire Ties  
 15" Nylon  
**0262509** 15"; 12/Pack  
 (mfr# WT15)

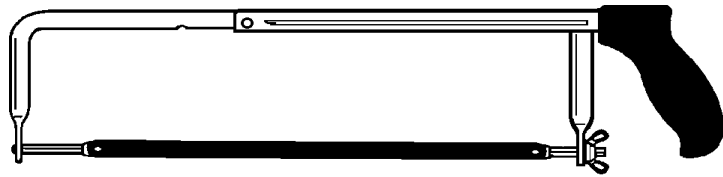


# Leather Palm Work Gloves

Full leather palm with leather knuckle band & fingers. Split leather cowhide. Double stitched. Heavy canvas gauntlet cuff for added protection. Sold as pairs with hang-up display cards.



**0345015**



## Mechanic's Hacksaw

Adjustable blade holder for 8" or 12" blades; adjustable wing nut locking device, solid steel frame with chromate finish for fast, smooth cutting of all materials. Lightweight yet extremely rigid.

0382060 36" x 36" x 3"

## Utility Knife



Zinc die-cast, sure-grip handle; blade storage compartment; 3-position retractable, reversible blade.

0382038 Knife; 10/Ctn.

0382042 Replacement. Blades (5)



## Pivoting Utility Blower with Grounded Outlets

- High Velocity Motor for Maximum Air Stream
- Three Powerful Speeds
- Two 120 Volt Grounded Outlets
- Rugged, Easy-to-Carry Handle
- Ten-Foot Cord with Grounded Plug
- Fully Assembled for Immediate Use



11.5" L x 9.25" W x 11.25" H  
10.9 Lbs. Shipping Weight

0420600

## Electric Stapler

Provides high production tacking where no air compressor is available. Operates on 110V, AC current. Only uses 9/16" staples.



0390650 6/Ctn.

## Staples

5000 per box. 9/16" staples; 20/Ctn.



0390670 Plain  
0390674 Tan.

0390671 White  
0390676 Brown

## The Sider


Quickly and accurately replaces chalk lines, squares and straight edges. Fits in pocket, only 4".

Use it as a scribe or square to mark or score precise lines...

or

Go straight to cutting with your utility knife in the precisely marked 1/8" holes.

**0381003**



**Save up to 3 hours on every job!**



## SideSwiper®

Saves time!

Unique offset design makes work more accessible so you can work faster and safer. Wider body and comfortable vinyl-grip handle conforms to your hand, protects knuckles and gives you greater leverage and control when replacing siding panels. Durable one-piece, spring steel construction is virtually indestructible. 6/Ctn.



**0381002**

### Using the SideSwiper



Wedge tip under the bottom end of overlapping panel and hook on the back lip of buttlock in one easy motion.

Pull downward on SideSwiper's® handle and slide row of siding panel to disengage lock and expose nail row of sliding panel to be replaced.

Use in the same manner to install replacement panel.

## Metal Shears

Drop-forged, heavy duty, 12-3/4" long.



**0381004**

## Pro Snap-Lock Punch Tool

For vinyl only; 1/2" throat depth. Produces wider, more secure locking tab projections.



**0380105**

## Snap-Lock Punch Tool

For vinyl and aluminum; 3/8" throat depth.



**0380104**

## Aluminum Handled Snips

New design! Handle gives strength of steel with only half the weight. Straight cuts through the hardest sheet metal (even seams) and vinyl. Long-life pressure fit inset steel blades are easy to replace and extended tips reach all the way into corners. Larger handle loops accommodate gloves. 3" cut, weighs only 1 lb., 12" long.



- Sleek head for better visibility
- Slim nose for tight shapes
- Extended blade tip reaches all the way into corners
- Pressure-fit inset blades make field replacement easy

**0381012** M12N Snips

**0381014** Rpl. Blade for M12N Snips

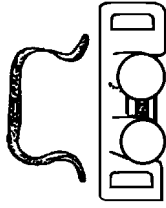
**F-6**

# Cabinet and Door Hardware

## Friction Catch

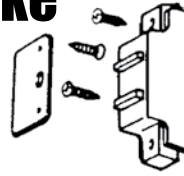
For cabinets.  
Self-lubricating  
brass spring clip.

**0260201** 100/Ctn.



## Magnetic Catches w/Flat Strike

**0260220** 2 Pair



## Drawer Knobs

1-1/2" diameter.  
Antique copper finish  
over decorative filigree  
design. 12/Ctn.

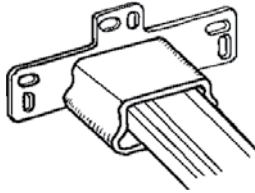
**0260301**



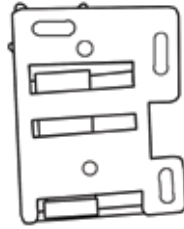
## Drawer Guide

Silent drawer action.  
3-point suspension  
plastic bracket.

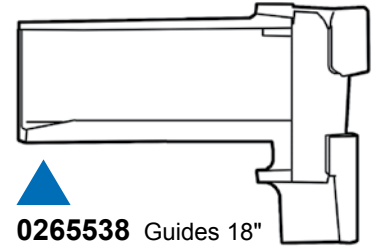
**0265541** Bracket; 100/Ctn.



## Side Mount Drawer Hardware



End Socket Set  
**0265539**




**0265538** Guides 18"

## Deluxe Drawer Guide

Hi-flex plastic, use w/wood or metal rail.  
Attaches to rear of drawer.

**0260306** 6/Bag  
**0265535** 100/Ctn.



## Flush Cabinet Door Hinge

Antique English finish, flush hinge.  
Non-Self Closing.

**0260212** 2/Bag



## Six Finger Hinges

Six screw flanges.

**0210993** Satin Nickel



## Interior Door Hinges

Non-mortise, 3 leaf  
folding door hinges,  
1-3/16" x 3-7/16".


Polybagged in pairs  
with 8 screws.

**0210990** Brass  
**0210991** Brushed Nickel

Non-mortise, extended, 3 leaf  
folding door hinges.  
1-3/16 x 3-7/16  
(extended leaf 1-1/2")

Polybagged in pairs  
with 8 screws.

**0210989** Brass  
**0210992** Brushed Nickel




## Exterior Hinges



Designed with Radius Corners  
For The 7000 Series Doors.

**0210604** Brass  
**0210605** Zinc

## Drip Cap



For over doors and windows. Large collector valley carries away rain and snow. Confined caulking area insures neat appearance and positive seal.

- 0210950 31"    0210951 35"
- 0210953 39"    0210954 43"
- 0210955 49"

## Elixir Threshold

Aluminum.



- 0265506 32" or less
- 0265507 34"
- 0265508 36"
- 0265509 48" or less
- 0265510 72"

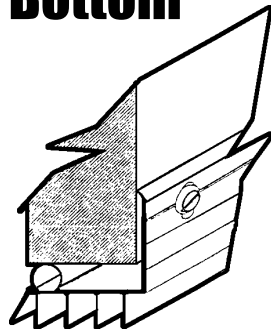
## Standard Door Sweep



1-1/2" overall width including vinyl. 37" overall length. Satin finish. Poly bag.

- 0219009 24/Ctn.

## Adjustable Vinyl Door Bottom



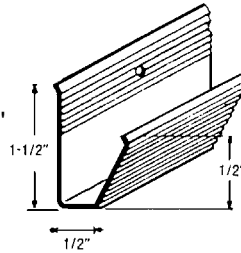
Fills gap between door and door bottom to prevent air, dust and water entry. Additional seal at the top, to stop water seepage. Pre-punched slotted holes. Includes self tapping screws. 36" long.

- 0219010 White; 24/Ctn.
- 0219011 Brown; 24/Ctn.

F-8

## Aluminum Molding Drip Rail

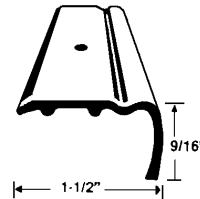
Serrated face 1-1/2" standard 1-1/2" rail 14' length. Punched, 4" centers.



- 0265503 25/Ctn.

## Roof Edge

Extra soft, heavy-gauge standard edge. 14' length. Punched with 4" centers.



- 0265501 25/Ctn.

## Carpet Molding



All drilled and counter-sunk on 6" centers. 1-1/2" W x 12' L. Hammered.

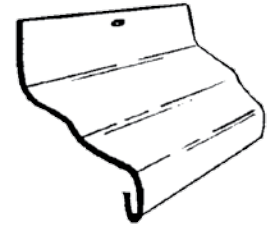
- 0265504 Mill; 25/Ctn.
- 0265505 Gold; 25/Ctn.

**Spiral Nails sold separately**

- 0263201 Mill finish, 500/Box
- 0263207 Mill finish, 250/Box
- 0263200 Gold finish, 500/Box
- 0263206 Gold finish, 250/Box



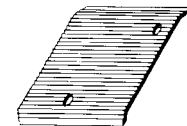
## Drip Cap



Install over doors and windows to channel away rain and snow. Steel with white finish.

- 0212011 For 32" or less door
- 0212012 For 34" door
- 0212013 For 36" door
- 0212014 For 48" door
- 0212018 For 53" door
- 0210949 For 60" door
- 0212009 For 72" door

## Seam Binder




Aluminum w/serrated face, stagger drilled and countersunk. Mill finish. 12' lengths.

- 0262607 2-1/2" x 12' L; 30/Ctn.
- 0262610 3/4" x 12' L; 30/Ctn.
- 0262605 4" x 12' L; 30/Ctn.

## Door Guides

1/2" offset. Single wheel. Zinc finish. Pair. 50/Box.



- 0210205

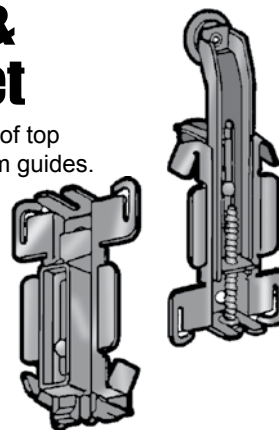
## Door Stiles



- Pair of Stiles
- 0211042

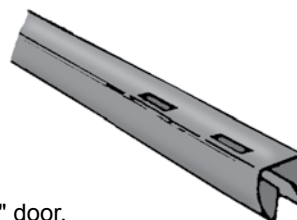
## Hanger & Guide Set

Includes four each of top hangers and bottom guides.



- 0211038

## Rails



- For a 4' x 6' x 8" door.
- 0211040 Pair of Rails

# Door Parts

## Door Viewer



One-way viewer is zinc die-cast with 180° angle plastic lens. 9/16" diameter, adjusts for door thicknesses 1-1/2" to 2-1/2". Installation hole is 9/16". Display boxed.

0212016 Brass

0212017 Chrome

## Spring-Eze Stop



Flexible brass-plated steel spring with white plastic tip. 3" long.

0211004 25/Ctn.

## Self-Adhesive Door Stop



Colonial White; 100/ctn.

0211002

Specifications Subject to Change without Notice




**And Portable Buildings & Travel Trailers**

Allows you to easily repair damage from break-ins without replacing entire door, and protects against a recurrence.

Just three easy steps: remove screws from doorknob, place Theft Stopper on outside of door, then replace the knob.

0212024

## Theft Stopper



## "S" Hook

Approximately 1-1/2" long. Ideal for chain door connections and many other uses.



0210602

## Weather Stripping



0219001 30'

## Doorknob Hole Patch Repair & Doorstop

Solves two problems at the same time: patches over holes and serves as doorstop to prevent recurrence of damage. Cream-colored, paintable, self-adhesive and elastic.

0211003 - 3"

0211005 - 5"




Outdoor Improvements
Anchors & Set-Up Material
Doors & Windows
Coatings & Cleaners
Appliances
<b>Tools &amp; Hardware</b>
Carpet & Flooring
Electrical
Plumbing
Towing & Safety
Heating & Cooling

## Easy-Touch Acoustic Texture

Patch "popcorn" or "cottage cheese" type ceiling textures fast. Contains actual polystyrene chips to match commercially applied ceiling textures.



Patch small areas up to 2 sq. ft. 16 oz.



0185027 Medium  
 0185028 Coarse

## Acoustic Texture Kit

Kit includes sprayer and acoustic polystyrene chip texture.



0185030 Kit

## DAP Vinyl Interior Spackling

For plaster, drywall and wood surfaces. 5.5 fl. oz. tube, white.



0119005

## Putty Knife

High impact plastic. 3.5" long handles and 3.5" long blades. Hang hole.



0381105 2"  
 0381106 3"  
 0381107 4"

## DAP Wallboard Joint Compound

Smooth, high quality finishing of gypsum panel joints. 3 lb. tub



0119006

F-10

## Easy-Touch Spray Texture

Fast-drying, oil-based. Three color-coded straws let you choose the perfect match for "orange peel" splatter textures. Up to 100 sq. ft. of coverage.



0185026 20 oz.

## Easy-Touch Knockdown Texture

Water-based. Matches knockdown "Mediterranean" and splatter-type wall and ceiling textures. Two different application straws allow you to choose between medium or heavy patterns. Patches small areas up to 8 sq. ft. Single can provides up to 16 sq. ft. coverage.



0185025 20 oz.

## Easy-Touch Orange Peel/Knockdown Texture

Repair and redecorate your ceiling with our new multi-purpose ceiling texture that applies either orange peel or knockdown texture. Formulated for patching existing interior ceilings. Maximum coverage Orange peel - 80 sq ft., Knockdown - 60 sq ft. Vertical spray nozzle reduces effort. Water base formula is easy to clean up.

- Easy to apply
- Sprays both Orange Peel & Knockdown
- Vertical spray nozzle
- For patching or entire ceilings



0185024 20 oz.

## Homax Wall & Ceiling Repair Patch

For drywall, plaster and other flat surfaces. Metal patch with self-adhesive mesh backing permanently repairs holes in walls and ceilings. Refinish to create an invisible patch. Ideal for quick repair of interior drywall and plaster surfaces.




0260417 6" Patch



# SeaSpray Brand Hi-Strength MVR Ceiling Panels

Attractive textured ceiling panels and a code-approved moisture/vapor retarder, all in one easy to use product. Manufactured with a high strength gypsum core with increased uniformity and integrity to increase sag resistance. Field tests prove these new 5/16" panels provide superior sag resistance to regular gypsum core, even when installed over framing 24" o.c. using foam adhesive attachment methods.

- Five year limited warranty against visible sag
- Meets HUD standards of 1 perm or less for vapor retarder
- Square edged linear panels are coated with durable latex finish that resists surface marking
- Bolder, heavier texture helps hide joints
- Fire resistant, UL labeled; meets HUD safety standards
- Easy to install (and eliminates need for applying other vapor retarders)
- Improved sag resistance
- 24" o.c. foam adhesive attachment
- Built-in vapor barrier
- Hard painted surface
- Easy touch-up



- 0200005** 4' x 13' 9 1/2" x 5/16" Ceiling Panels
- 0200006** 4' x 13' 8" x 5/16" Ceiling Panels
- 0200030** 1" x 9' Batten

*Not Stocked At All Locations*

## Wallboard

- 0200010** Wallboard Panel 4'x8' Off White
- 0200013** Wallboard Panel 4'x9' Off White
- 0200011** Batten 4'x8' Off White




*Pictured with optional decorative battens*

A variety of patterns available by custom order.

## Wallboard Paint

Off-White - 5 gallon



0185038

## Rosette Washers & Screws



For fastening ceiling board.  
1" diameter white rosette.  
Center hole for 6# screw.

- 0260401** Rosette Only; 200/Bag
- 0263106** Screw Only; 200/Bag
- 0260410** Rosette & Screw; 250/Pk.

Outdoor Improvements  
Anchors & Set-Up Material  
Doors & Windows  
Coatings & Cleaners  
Appliances  
Tools & Hardware  
Carpet & Flooring  
Electrical  
Plumbing  
Towing & Safety  
Heating & Cooling

# Wood & Plastic Molding & Trim

Quality, pre-finished wood and plastic trim molding.

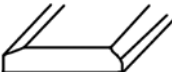
## Screen Trim

0269103 11.5' Dark Wood; 84/Pkg.



## Ceiling Beam

0269106 13.5' White Painted Wood; 100/Pkg.



## Chair Rail

0269114 10' Dark Wood; 50/Pkg.



0269163 10' White Paper-Wrapped MDF; 50/Pkg.

## Outside Corner

3/4" 8' Plastic

0269109 Medium Brown Plastic; 125/Pkg.

0269166 White Painted Plastic; 125/Pkg.

0269178 Indian Oak Painted Plastic; 125/Pkg.



1" 8' Plastic

0269132 Medium Brown Plastic; 125/Pkg.

0269130 Light Plastic; 125/Pkg.

0269167 White Plastic; 125/Pkg.

## Inside Corner

0269107 8' Medium Brown Wood; 150/Pkg.

0269165 8' White Wood; 150/Pkg.



## Shoe Stop

1/4"

0269111 7' Medium Brown, Wood; 175/Pkg.

0269112 7' Light Wood; 175/Pkg.

0269168 7' White, Painted MDF; 175/Pkg.

0269176 7' Indian Oak Painted MDF; 175/Pkg.



3/4"

0269115 7' Light Wood; 100/Pkg.

0269116 7' Medium Brown Wood; 100/Pkg.

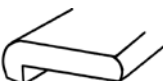
0269169 7' White, Painted MDF; 100/Pkg.

0269180 7' Fairway Oak Paper-Wrapped Luan; 100/Pkg.

## Lip Molding 8'

0269134 Brown Plastic; 125/Pkg.

0269173 White, Painted, Plastic; 125/Pkg.



## Batten

3/4" x 8'

0269104 Medium Brown Wood; 325/Pkg.

0269105 Light Wood; 325/Pkg.

0269170 White, Wood; 325/Pkg.



1 1/2" x 8'

0269179 Fairway Oak Paper-Wrapped Luan; 150/Pkg.

0269174 White Paper-Wrapped Luan; 150/Pkg.

0269183 Cafe Cider; Paper-Wrapped; 150/Pkg.

1" x 8'

0269117 Medium Brown Wood; 225/Pkg.

0269118 Light Wood; 225/Pkg.

0269171 White Paper-Wrapped MDF; 225/Pkg.

0269177 Fairway Oak Paper-Wrapped Luan; 250/Pkg.

## Casing

0269100 86" Dark Wood; 60/Pkg.

0269119 86" Almond Wood; 60/Pkg.

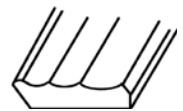
0269172 86" White Paper-Wrapped MDF; 60/Pkg.

0269175 86" Indian Oak Paper-wrapped MDF; 44/Pkg.



## Crown Cove

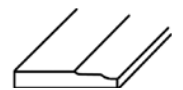
0269113 10' Dark Wood; 45/Pkg.



## Cove Casing

0269101 10' Medium Brown Painted Wood; 150/Pkg.

0269160 10' White Paper-Wrapped; 150/Pkg.



## Door Jamb Paper-Wrapped

0269140 2" x 7' Oak; 300/Pkg.

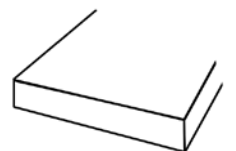
0269141 3.25" x 7' Oak; 180/Pkg.

0269142 4.5 x 7' Oak; 132/Pkg.

0269150 3.25" x 7' White; 180/Pkg.

0269151 4.5 x 7' White; 132/Pkg.

0269143 6 x 7' Oak; 102/Pkg.




# Vapor Barrier & Close-Off Film

## Clear Plastic Vapor Barrier

<b>0265017</b>	8' x 100'	6 ml Vapor Barrier
<b>0265016</b>	10' x 100'	6 ml Vapor Barrier
<b>0264996</b>	16' x 100'	6 ml Vapor Barrier
<b>0265018</b>	10' x 100'	10 ml Vapor Barrier
<b>0265019</b>	12' x 100'	10 ml Vapor Barrier
<b>0264998</b>	14' x 100'	10 ml Vapor Barrier

## Black Plastic Vapor Barrier

<b>0264997</b>	10' x 100'	6 ml Vapor Barrier
<b>0265005</b>	14' x 100'	6 ml Vapor Barrier
<b>0265004</b>	16' x 100'	6 ml Vapor Barrier
<b>0265002</b>	20' x 100'	6 ml Vapor Barrier
<b>0265001</b>	24' x 100'	6 ml Vapor Barrier
<b>0265000</b>	16' x 150'	6 ml Vapor Barrier
<b>0265007</b>	20' x 150'	6 ml Vapor Barrier



## White Close-Off Film

for secondary moves

<b>0265003</b>	12' x 120'	6 ml Close-Off Film
<b>0265009</b>	16' x 100'	6 ml Close-Off Film
<b>0265006</b>	14' x 300'	5 ml Close-Off Film
<b>0265008</b>	16' x 150'	6 ml Close-Off Film


## Center-Seal

Centerline Insulator

Foam is completely sealed inside a high-strength vapor barrier sheathing.

Flexible insulating foam core.

2-Ply flanges make it easy to fasten Centers-Seal to the mating surface around perimeter of home.



- ◆ Provides a continuous seal
- ◆ Withstands exposure to the elements
- ◆ Does not blow off during transport
- ◆ Lasts even through repeated resets
- ◆ Eliminates customer concern over visible daylight
- ◆ Superior insulation for better energy efficiency and protection against rodents and insects
- ◆ Compact, lightweight and easy to handle; no skin irritation
- ◆ Needs no special tools
- ◆ Installs faster than fiberglass, spray foam, etc.
- ◆ Unlike other materials, does not absorb moisture but blocks it, protecting home against structural and cosmetic damage

**0265055** 2" x 375'

## Sill Plate Sealer



Sill Seal is specifically designed to fill the air gaps between the sill plate and wall.

- Made of quality polyethylene
- Prevents rotting of sill plate
- Water and insect repellent
- Will not deteriorate
- Fills gaps between sections of home
- Easy to install -- needs no special tools
- Resists moisture penetration to interior of structure

Multi-purpose ridged sill plate gasket provides resilient sealing, a perfect seal for setting up double-wide homes.

**0265050** 5.5" x 50' Roll

## Masking Tape

Standard-grade masking tape. Good pressure sensitive qualities, resists water, solvents and oils. 60 yds.



**0360702** 1-1/2"W; 24/Ctn.

## White Close-Off Tape



**0360725** 2" x 36 yds.  
**0360726** 4" x 36 yds.

## 3M Electrical Tape



Temflex, general use vinyl electrical tape. Flame retardant, cold and sunlight resistant. Suitable for use at not more than 600 V and not more than 80°C. Flame retardant, lead free.

**0360401** 3/4" x 60', 200/Ctn.

## FLEX-PATCH Mending Tape



Easy-to-use tape form of mending material. Perfect for those small jobs of patching bottom board. Easily removed paper release.

**0360016** 4" x 100' Roll, Boxed.

## ECONO-MEND Economy Mending Tape



Same as above, only with no release paper, 4" x 165' roll.

**0360011** 4" x 165'

## Black Fabric Bottom Board Tape



Specifically made for patching and splicing bottom board paper used in mobile homes. Tears straight, no curl. Certified to meet the HUD specification of the Office of Mobile Home Standards. 2" x 60 yds.

**0360703** 24/Ctn.

## Seal-Tite #620 Heavy Duty Bottom Board Tape



Premium black fabric tape with high tack -- a heavier adhesive layer, twice the thickness of economy cloth tapes, for jobs that require exceptionally high peel and shear strength. 2" x 36 yards/roll.

**0360704** 24/Ctn.

## Duct Tape



**Economy Duct Tape**  
 Roll: 2" x 60 yds.

**0360600** 24/Ctn.

**Top Quality Duct Tape**

Extra strong. Tears evenly, does not bubble up. Gray color. 2" x 60 yds.

**0360501** 24/Ctn.

## Foam Tape



Superior self-adhesive foam insulating tape works on hot and cold pipes, valves and fittings. 1/8" x 2" x 30'

**0360112**

## Foam Tape

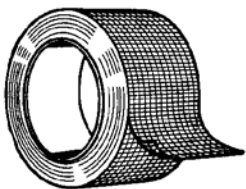


Medium density, single-face non-interconnecting cell vinyl w/easy release liner. Synthetic permanent adhesive for easy application even on irregular curved surfaces. 3/16" x 30'. Mylar backed. 32/Ctn.

**0360110** 3/4" W

**0360108** 1/2" W

## Webbing Strap for Flex-Duct



Black polypropylene strap for hanging flex-duct, etc.

1-3/4" tensile strength: 440 lb. avg.  
3" tensile strength: 640 lb. avg.

**0262550** 3" x 300'

**0262551** 1-3/4" x 300'

## Putty Tape



Heavy, mastic flexible, non-hardening material remains pliable as applied or as packaged. Special silicone-treated release paper. Can be pressed into any shape to form a water-tight and air-tight seal. Adheres to metal, glass and plastic.

**0360090** 1/8" x 3/4" x 30'; 24/Ctn.

**0360105** 1/8" x 1" x 30'; 20/Ctn.

**0360106** 1/8" x 1-1/2" x 30'; 12/Ctn.

## Black Butyl Tape



Top-quality, ready-to-use. Permanent resilience and elongation. For problem areas such as between roof and side panels. Quick-release paper for easy application. 16/Ctn.

**0360115** 2" x 30', 8/ctn.

**0360117** 3/4" x 30', 20/ctn.

## Tacky Tape®

A highly elastic butyl rubber tape with excellent surface tack specifically designed for sealing metal joints. Its superior surface tack allows it to adhere to metal without pre-wiping the surface. It has excellent adhesion and compressibility to cold substrates. It is formulated without asbestos fillers.

### FEATURES:

- \* Excellent adhesion to aluminum, aluminized steel, polyvinyl fluoride and siliconized polyester painted metal, concrete, FRP, and glass
- \* No cracking or loss of adhesion at -40°F
- \* Service Temperature Range -40°F to 180°F
- \* Application Temperature Range -5°F to 120°F
- \* Adhesive Tensile Strength (ASTM C907) 20 psi minimum
- \* Will resist fungal attack and not support mildew growth
- \* USDA acceptable
- \* Meets Federal Specification TT-C-1796A, Type II
- \* Meets AAMA 804-92 and 807-92 (this specification supercedes obsolete NAAMM Standard SS-1b-68)



**0360800** 3/4" x 1/8 x 30', 24/Ctn.

## HVAC Duct Tape



Meets UL 181B-FX for duct installation with HVAC equipment. 2" x 60 yards.

**0360450**

## Foil HVAC Tape



For duct board system sealing. Prevents heat loss. Blocks odors and moisture.

**0360502** 2" x 50 yds.

**0360503** 3" x 50 yds.

# Floor Solutions

## Squeak-Ender™



Guaranteed to end squeaky floors!

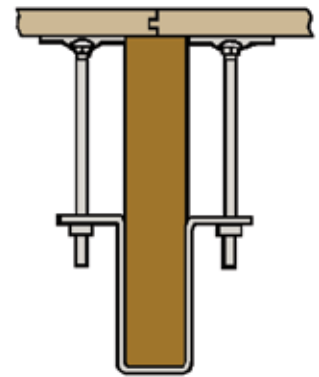


Amazing new product ends annoying floor squeaks forever. Requires no special tools, won't damage floors, installs with just a turn of the wrench—and it's guaranteed! 36 pieces, polybag.

0261025



## Seam-Ender



Accommodates 2 x 6 through 2 x 10 joists

Uniformly draws tongue and groove decking to the joist to eliminate unsightly seam pops. Easy installation requires no special tools and does not damage floor coverings. Made in the U.S.A. 18 pieces, polybag.

0261027



## SQUEEEEEK-NO-MORE Kit

Get rid of annoying floor squeaks with this kit and a power screwdriver. Works equally well on hardwood floors as well as vinyl and carpeted floors (even Berber!) No need to tear up the carpeting either. Simply locate the squeak, follow the simple 1-2-3 instructions and you're done.



### Kit includes:

- \* 1 Alignment and Depth Control Fixture
  - \* 50 Specially Scored Screws
  - \* 1 Special Driver Bit
  - \* 1 Special Screw Used to Locate the Joist
  - \* Complete Instruction Booklet
- All you need to provide is an electric drill.*

### How does it work?

1. Locate the floor joist as shown in instructions. Then, push the alignment and depth control fixture firmly into the carpet.
2. Place your weight around the fixture, and drive the scored screw down as far as the fixture will allow it to go.
3. Place the screw gripper (located on alignment fixture) over the screw head, then rock the fixture left to right snapping the head off. The screw breaks at the weak spot that is consistently just below surface of the floor.

0261029 Squeeeeek No More Kit  
 0261030 Scored Screws; 250/Ctn.

# Floor Registers

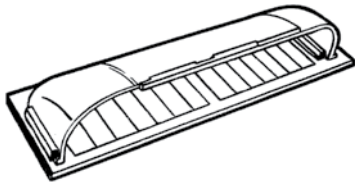
## Metal Registers



Drop-in style with mounting holes. 1/2" spaced, rolled fins. Opposed blade dampers. Wheel-operated adjustment.

- 0421301** Brown, 6" x 6"
- 0421304** Brown, 4" x 8"
- 0421305** Brown, 4" x 10"
- 0421306** Brown, 4" x 12"
- 0421302** White, 4" x 8"
- 0421303** White, 4" x 10"
- 0421307** White, 4" x 12"

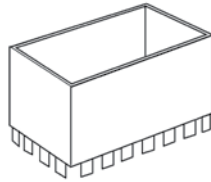
## Air Deflector



High quality, durable floor air deflector of clear plastic directs the air flow more evenly for better temperature control in any season. Easy to install; heavy-duty magnets hold deflector in place on the register. Adjusts from 10" to 14".

**0421310** 48/Ctn.

## Register Collar



- 0421324** 4" W x 10" L x 6" D
- 0421325** 4" W x 8" L x 6" D

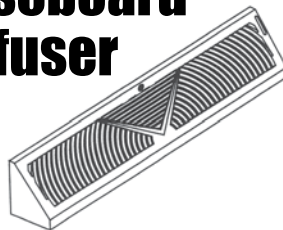
## Register Face



Face plate only.

- 0421320** 4" x 8" White
- 0421321** 4" x 10" Brown
- 0421322** 4" x 8" Brown
- 0421323** 4" x 10" White

## Baseboard Diffuser



**0421308** White, 18"

## Polyvent Registers

Get rid of dangerous jagged edges forever!



Molded plastic—no more bent fins, scratches, dents or jammed mechanisms, no more jagged edges that might cause injury. So durable, it's virtually indestructible and even dishwasher safe for easy cleaning. Molded in decorator colors, not painted, thereby eliminating fumes and waste harmful to the environment.

**4" x 10"**

- 0421315** White
- 0421316** Brown
- 0421294** Bone
- 0421295** Wedgewood Blue
- 0421296** Hunter Green
- 0421297** Pearl Gray

**4" x 8"**

- 0421317** White
- 0421318** Brown
- 0421290** Bone
- 0421291** Wedgewood Blue
- 0421292** Hunter Green
- 0421293** Pearl Gray

## Register Filters




Fresh scent plus less dust & odor

Not only do they provide a fresh, clean scent, they also trap and control pollen, dust and dust mites, tobacco odors and mold, mildew and fungus spores. Fits most registers. Non-toxic. Excellent for allergy and asthma sufferers. Installs in seconds. Fragrance lasts approximately three months. Packaged for pegboard display, coated in saran to lock in scent.

- 0180205** Potpourri 3/Pk
- 0180206** Pine 3/Pk

Specifications Subject to Change without Notice

## Floor Grill



Made of heavy gauge steel and a one-piece face for maximum strength and a smooth flat walking surface. White finish is tough and durable. Individual see-thru shrink pack.

- 0103148** 12" x 20" Brown Floor Grill
- 0103162** 14" x 20" Brown Floor Grill

Outdoor  
Improvements

Anchors &  
Set-Up Material

Doors &  
Windows

Coatings &  
Cleaners

Appliances

Tools &  
Hardware

Carpet &  
Flooring

Electrical

Plumbing

Towing &  
Safety

Heating &  
Cooling

## 2" Metal Plumbing Stack

Galvanized steel for 1-1/4" or 2-1/2" pipe. Removable cap.

**0425003** 50/Ctn.



## Plumbing Vent



Serves as a water tight flashing and weather shield for air vent pipes up to 2 1/2" diameter, projecting up to 2 1/2" above the roof.

5 1/4" Diameter Base.

**0425004** Plastic (mfg# 40132)

## Aluminum Ventilator for Exhaust Duct



**0425001** 6" diameter, with screen (Mfg# 360)

## Replace-All Plumbing Cap



Saves time and money—no need to install a complete plumbing cap. Plastic. 12/Ctn.

**0420100** (mfg# 40134)

## Metal Plumbing Stack

Vent cap for plumbing vent pipe. Rolled edge to prevent water run-over.



**0425208** 4", (Mfg# V2086-00)

## Roof Cap for Vertical Fans

Cap & flat flange 7" diameter attic vent, 9-1/4" above roof line.

Note: will not work on sloped roof.



**0421202** 8/Ctn.

## BROAN Roof Ducting Kit

- Black steel roof cap with built-in back draft damper and bird screen
- 4" diameter metal duct connector
- Two nylon zip ties
- 3" to 4" duct adapter
- 8' of 4" diameter flexible foil ducting conforms to UL 181 Class 1 Air Connector requirements
- Do not use for dryer venting
- Complete kit designed to vent kitchen or bath exhaust fan through a slanted roof
- Works with 3" and 4" ducts
- 8' in length

For complete roof ducting installation of exhaust fans with 3" or 4" duct connector.

**0420505** Model RVK1A





# Sidewall Exhaust Fans



**0420710** 115V Sidewall Fan, Mill Finish Exterior, White Interior, Fits 2-3/4"-4" wall thickness. V2215-11



## Replacement Parts

- 0420711** Sterling Grille - V0564-37
- 0420709** White Grille - V0564-46
- 0420703** Screws for Grille (3.5" Model) - V0148-02
- 0421401** Fan Blade - BVA0312-00
- 0221802** Pressure Switch - BV0140-03
- 0262000** Sidewall Chain - BV0144-00
- 0420103** Motor, 120V, No Plug - BVD0275-00

# Range Hood Vents

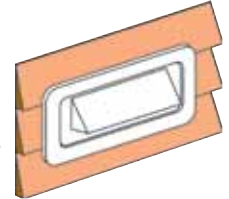
**0420510**  
Louvered  
1.75" inlet, white.  
3-1/3" x 10.5" RO.



**0420509**  
Weatherproof with lockable damper. 1.75" inlet, white. 3-1/3" x 10.5" RO. Colonial White.



**0420500**  
Professionally finished look for lap siding. Simple to install, saves time & lowers cost. Reduces leaks. White.



# Bath Vents



- \* Ultra-quiet, U.L. Listed, 115V motor.
- \* Vertical exhaust
- \* Foam damper for a secure seal when not in operation

- \* Simple installation with plug-in motor & lamp, snap-in junction box cover
- \* 50 or 100 CFM, 120 VAC., 60 Hz
- \* Thermally Protected 8/Ctn.

## Vented Fan w/Light

10-3/4" Rough Opening. Takes 100 Watt Bulb. 1.5 AMP, Type IC



- 0421205** 100CFM, #V2244-100
- 0421206** 50CFM, #V2244-50

### Replacement Parts

- 0421207** Plastic Light Lens (#1)
- 0421208** Foam Damper Assembly (#13)
- 0421401** Blade Only (#7)
- 0421204** Motor for CFM50
- 0421203** Motor for CFM100

## Vented Fan w/o Light

Vent w/out Light. 7" Rough Opening, 0.8 AMP



- 0421200** 100CFM, #V2262-100
- 0421201** 50CFM, #V2262-50

### Replacement Parts

- 0421402** Grill & Spring Assembly (#1 & #2)
- 0421401** Blade Only (#9)
- 0421204** Motor for CFM50
- 0421203** Motor for CFM100

## Replacement Motor for Old Style 0421206 & 0421201

**0420103** Motor BDC019/BVD0275-00 120 VAC W/O Plug

Outdoor Improvements  
Anchors & Set-Up Material  
Doors & Windows  
Coatings & Cleaners  
Appliances  
Tools & Hardware  
Carpet & Flooring  
Electrical  
Plumbing  
Towing & Safety  
Heating & Cooling

Outdoor Improvements  
 Anchors & Set-Up Material  
 Doors & Windows  
 Coatings & Cleaners  
 Appliances  
 Tools & Hardware  
 Carpet & Flooring  
 Electrical  
 Plumbing  
 Towing & Safety  
 Heating & Cooling

# Carbon Monoxide Detector

w/Lithium Battery Tamper Resistant

- Lithium Battery Powered
- Electrochemical Sensor
- Sensor Life Monitor
- Tamper-Resistant
- ANSI/UL 2034-09 Listed
- CSA and IAS Certified
- NFPA 720 Compliant
- Five Year Warranty



**0250120** Battery Powered  
**0250121** Plus Digital Display

# Carbon Monoxide Detector

Plug-In with 9v Battery Back-Up, Digital Display



Plug-in carbon monoxide alarm with digital display and 9V battery backup meets most state and local codes for carbon monoxide alarms. Electrochemical Carbon Monoxide Sensor - the most accurate sensor available as compared to other sensing technologies.

- Single Button Test/Silence
- Battery Backup
- Two silence features - can silence the low-battery chirp for up to eight hours or temporarily silence an unwanted nuisance alarm
- Digital Display - shows visual confirmation of CO levels in PPM
- Peak Level Recall Button - recalls the highest level of Carbon Monoxide detected
- 5-Years Limited Warranty



**0250108** Plug-In, 9v Back-Up

# Smoke Alarm

Battery Powered



Hinged cover for easy battery replacement. Lighted Power & Alarm indicator. Silence feature. Tamper resistant locking pin. 10 year limited warranty



**0141303** Carbon Zinc Battery FG250B  
**0141301** Lithium Battery - FG250LB

# Smoke Alarm

AC Powered



120VAC, ionization sensor, meets U.L. Standard 217. Interconnectable. Quick connect wiring harness and Fast Install mounting bracket. Outside diameter is 5-3/8" for better coverage of cutouts.

**0141302** Electric (mfg# 9120)  
**0141305** Electric with 9V Battery Back-up in side drawer. (mfg# 9120B)



# Carbon Monoxide Detector



Samples air once every second  
 Calibrated at four levels for accuracy  
 Silencer button, re-alarms if levels persist  
 Unique self testing system alerts if malfunctions

**0250104**  
**0250105**



**0250106**

**0250104** Plug-In w/Battery Back-Up (2 - AA batteries)  
**0250105** Plug-In  
**0250106** Battery Powered (2 - AA batteries)

# Combo Alarm

Smoke Detector & Carbon Monoxide Detector



Battery Powered. The BRK First Alert Combination Carbon Monoxide and Smoke Alarm protects you from the very real dangers of both fire and smoke as well as carbon monoxide.



**0250103** Battery Powered  
 Use 2-AA Batteries

\* All fire extinguishers are UL Listed and use DOT approved canisters

## Kitchen Fire Extinguishers



UL rated 5-BC made especially for the kitchen. White with white mounting cap and pop-up pressure indicator. Effective on oil, flammable liquids and electrical fires. Specialty quick release mounting cap. Non-corrosive. Easy to clean up.

**0340510**  
1 lb 5.3 oz.; 6/Ctn.

## BC Extinguisher

**Recreational.** Fights flammable liquids and electrical fires. UL rated 5-B:C. Large, easy to read gauge. Sodium bicarbonate. Rechargeable. Mounting bracket with strap included.

**0340501** 2 lbs.; 6/Ctn.

**Garage and Home.** UL rated 10-B:C. Fights grease, oil and electrical fires. Large, easy to read gauge. Includes Ergonomic handle and trigger. Sodium bicarbonate. Mounting bracket with strap included.

**0340507** 2 lbs, 7 oz.; 6/Ctn.



0340501



0340507

## ABC Extinguishers

Multi-purpose. Non-toxic tri-class dry chemical agent (monoammonium phosphate) fights flammable liquids & electrical fires as well as wood, paper and cloth fires. Recommended for commercial use.

**Multi Purpose Home** UL rated:1-A:10-BC: Effective on wood, paper, plastic, flammable liquid and electrical fires. Mounting bracket with strap included.

**0340508** 2 lbs 9.3 oz.; 6/Ctn.

**Heavy Duty, Multi Purpose, for Home, Office or Business** Rechargeable (fits easily inside standard fire box-fire box not included). Exceeds NFPA 10 Minimum Code Requirements. UL rated 3-A:10-B:C for trash, wood, paper, liquids, electrical fires.

**0340509** 4 lbs 12oz.; 6/Ctn



0340509

0340508

## Mini-Blinds


1" PVC, lead-free with wand in classic white sized to fit manufactured housing windows. 10/Ctn.



- |                |             |                |           |
|----------------|-------------|----------------|-----------|
| <b>0260500</b> | 32" x 33"   | <b>0260502</b> | 38" x 56" |
| <b>0260501</b> | 32" x 56"   | <b>0260503</b> | 48" x 56" |
| <b>0260508</b> | 32" x 64"   | <b>0260506</b> | 48" x 64" |
| <b>0260507</b> | 35.5" x 54" |                |           |

## Vertical Blinds

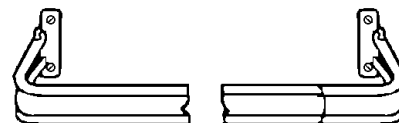
3.5" PVC, lead-free with wand in classic white, perfect for sliding glass doors.



**0260504** 78" x 78"

## Curtain Rods

Single, white, extendable curtain rod projects 2-1/2".



- 0265712** 28"- 48"; 50/Ctn.  
**0265714** 48"- 84"; 50/Ctn.

# Signs & Banners

## Sales Banners



Item **0265725** shown above (27" x 10')

100% heavy nylon with water repellent finish. Strong brass grommets in each corner for long-lasting outdoor use. 30" x 10' banner with 16" red letters on white banner. 12/Ctn.

- 0265720** Grand Opening
- 0265721** Sale
- 0265722** Kiss Your Landlord Goodbye
- 0342015** Special of the Week
- 0265725** Quality Manufactured Homes at the Best Price
- 0265726** Clearance Sale
- 0265727** Open House

## "Mobile Home Supplies"

3' x 5' nylon banner lets customers know you stock "Mobile Home Supplies."

**0265724**



## Mobile Home Parts

2' x 2' *Mobile Home Parts Sold Here* sign is 2 sided, made of yellow weather proof gator board, with large black letters as seen on the left.

Real estate type yard frame is included.



**0265732** frame included

## Metal Double Sided Sign



Light-weight metal alloy, baked on enamel finish, scratch resistant. Will not fade, crack, peel or rust. Folds for easy storage. Black on interstate yellow. 12" letter height and 2" letter stroke.

**0342009** 15" x 6'    **0342010** 18" x 7' (PA Approved)

## Vinyl Double Sided Sign



Features a strong 1/4" poly rope sewn the entire length; all stress goes to the rope, not the sign, so there are no grommets to tear. 12" high letters are screen printed black on interstate yellow. "Over Size Load" on one side, "Wide Load" on the other.

**0342016** 20" x 84"; 25/Ctn

## Ohio "Oversized Load" Sign

12" x 60" vinyl open weave mesh sign says "Oversized Load" in 8" letters. For escort vehicles. Meets Ohio DOT regulations.

**0342003**

## Poly-Coated Fabric Signs

Durable, weatherproof, reinforced metal grommets, double stitching, Tyvek corners for extra strength. Attach with shock cords. Black letters on interstate yellow.

- 0342001** Over Size XX Load 18" x 7' (Sleeves for 10, 12, 14 & 16 to meet Arkansas sign requirements)
- 0342002** Over Size Load 18" x 8' (Michigan Approved)
- 0342005** Danger Wide Load Ahead 18" x 4'; 25/Ctn.
- 0342007** Danger Wide Load Follows 18" x 4'; 25/Ctn.

## Hula Pennants



### Multi-Colored:

4 mil polyethylene plastic in 30' strings of alternating red, green, yellow, white and blue fringes.

**0265702** Multi-Colored; 25/Ctn.



### Red/White/Blue:

Each 30' pennant string has alternating red, white and blue hula pennants, creating a striking visual image. There are 32 full color 18' sections per string. Durable in any weather. 25/Ctn.

**0265703** Red/White/Blue

## Flag Pennant



12" x 18" V-shaped pennant flags; weather-resistant economy polyethylene, double sewn on plastic covered, high strength, sag-resistant header. 120'. 25/Ctn.

**0265701**



## Intense Carpet

0261520 13' 7"

0261521 15' 4"

- 5th-generation polypropylene
- Exclusive softening process to enhance wear and feel
- High resistance to staining
- Can be cleaned with harsh cleaners
- Low maintenance

## Padding Quality padding for all your carpeting needs.

### 6 Lb. Rebond

- 1/2" rebond, 6 lb. density
- 30 sq. yards/roll
- 6' x 45' rolls

0261510

### 4 Lb. Rebond

- 3/8" rebond, 4 lb. density
- 40 sq. yards/roll
- 6' x 60' roll

0261511

## Spot Remover & Carpet Cleaner

GTO is formulated to remove tough stains from carpeting, rugs & upholstery. Reaches deep into the stained area to dissolve grease, oil and many other stubborn stains. GTO is formulated not to set in stains. Removes grease, tar and oily soil.

0181350 20 fl oz. spray: 12/Ctn.



# Vinyl Floor Covering

We now offer vinyl floor covering direct from the manufacturer by special order.



- ▲ Speedy shipping direct from Dalton, GA
- ▲ First-quality, no wax, satin-gloss standard Wearlayer
- ▲ Standard limited warranty
- ▲ 14-foot width for virtually seamless installations
- ▲ Easy to install and maintain

**Style Choices**

- Plank
- Gray Diamond
- Medallion Marble
- Taupe Ceramic
- Beige Ceramic

**0261515 14' Wide**

**Important:**

All design illustrations are reproduced as faithfully as fine color printing inks will permit. Due to the difference between printing inks and the pigments used in the manufacture of these floor coverings, we cannot guarantee exact color reproduction. Ask your salesman to show you actual sample boards.



**Plank**  
PJ014



**Gray Stone**  
PJ112



**Gray Slate**  
PJ180



**Beige**  
PJ285

- ▲ Speedy shipping direct from Dalton, GA
- ▲ First-quality, no wax, satin-gloss standard Wearlayer
- ▲ Standard limited warranty
- ▲ 14-foot width for virtually seamless installations
- ▲ Easy to install and maintain

**Style Choices**

- Plank
- Gray Stone
- Gray Slate
- Beige

Same as above, but in 15' 6" width for even wider installations.

**0261514 15' 6" Wide**

# Laminate Floor Covering 6mm

## HDF Floating Laminate



**0261528** Floating Laminate, 6mm

- 0261529** T-Molding (7'10" long)
- 0261530** End Cap (7'10" long)
- 0261531** Reducer (7'10" long)
- 0261512** Underlayment (7'10" long)

### Style Choices

- Red Oak
- Gunstock
- Light Oak



Durable 3 mil, non-skid polyethylene film prevents damage during high traffic display periods, bad weather or while repairs are being made. Pressure-sensitive adhesive on one side, reverse rolled for easy application. Roll it across the floor, or use the handy Excaliber applicator for fast, wrinkle-free application. To remove, simply peel off and discard. Non-transferable adhesive will not harm carpets.

- 0265010** 23.5" x 1000' Roll
- 0265011** 23.5" x 200' Roll
- 0265015** Excaliber Applicator

**NOTE:**

Should not be left in place for more than 45 days. It should be removed or replaced sooner if subjected to heavy foot traffic, high humidity, high temperatures or direct sunlight. Not recommended for natural fiber (wool) carpets. Do not use on marble, tile, vinyl, counter tops, etc. where it is difficult to remove. Temperatures greater than 100° F may prevent Carpet Armour from releasing properly.

Outdoor Improvements
Anchors & Set-Up Material
Doors & Windows
Coatings & Cleaners
Appliances
Tools & Hardware
Carpet & Flooring
Electrical
Plumbing
Towing & Safety
Heating & Cooling

Outdoor Improvements  
 Anchors & Set-Up Material  
 Doors & Windows  
 Coatings & Cleaners  
 Appliances  
 Tools & Hardware  
 Carpet & Flooring  
 Electrical  
 Plumbing  
 Towing & Safety  
 Heating & Cooling

## Electric Stapler

Provides high production tacking where no air compressor is available. Operates on 110V, AC current. Only uses 9/16" staples.



**0390650** 6/Ctn.

## Electric Stapler Staples



5000 per box. 9/16" staples; 20/Ctn.

**0390670** Plain  
**0390674** Tan.

**0390671** White  
**0390676** Brown

## Carpet Stretcher Hook




Lightweight tool stretches from floor not the wall, eliminating the need for tubs, tall block assembly and carrying case. Fits any Junior Stretcher, though an adapter tube is needed for Taylor stretchers. Prong design ensures a good grip in wood and long life. Aluminum body weights 1.25 lbs.

**CAUTION:**  
 use only on wood substrates. One-year warranty.

**0261014**

## Seam Squeezer



Powerful spring squeezes equally from both sides. Adjustable spring tension. Slanted pins in the 2-5/8" wide gripper plates prevent slipping. Set of 2.

**0261012**

## Deluxe Power Carpet Stretcher

Extra powerful unit in lightweight custom contoured case with space for six tubing sections. Adjusts from 33" to 22' with four tubing sections. Heat-treated aluminum handle is the longest and strongest. Guaranteed for life against breakage. 14" wide head has 60 rust resistant adjustable nickel plated pins for heavy-duty work. Non-marring cushion for non-slip work. Complete with adjustable 14" transfer tube, head assembly, tail block, case and four each tubing sections with exclusive one-piece spring clips. Weighs 56 lbs.



**0261015**

## Single Row Roller

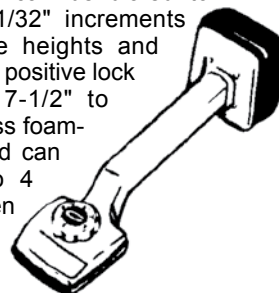


6" carpet seaming roller. Sturdy all-metal spike, rollers and washers.

**0261011**

## Carpet Kicker

Porcupine teeth can be dialed to 16 settings in 1/32" increments for different pile heights and penetration. Five positive lock settings from 17-1/2" to 21-1/2". Seamless foam-filled bumper pad can be switched to 4 positions for even wear. 3/Ctn.



**0261000**

## Rubber Knee Pads



Quick and easy on/off with 2" wide single elastic velcro straps.

**0345010**



## Utility Knife

Zinc die-cast, sure-grip handle; blade storage compartment; 3-position retractable, reversible blade.



**0382038** Knife; 10/Ctn.  
**0382042** Repl. Blades (5)

## Bigelow Style Carpet Cutter

For tight weave gauges of rubber back carpet. Beveled guide makes it easy to stay in the rows. Blade on both sides for cutting either side of the row, and the 30° blade angle prevents tearing. Five blades included.



**0261006**

## Cookie Cutter Tool

Use remnants or carpet from hidden area to repair burns, stains, rips and other small damage. Polished cast aluminum with spring loaded depth pivot pin and four replaceable blades to cut a 3-1/8" diameter circle.



**0261007** Cookie Cutter Tool  
**0261005** Replacement Blades

## Carpet Base Cutter



The only tool that lets you make your own wall base. Made from lightweight aluminum castings, adjustable for any width from 1-5/8" to 6". Cuts any type of carpet using a slotted razor blade. Easy to use, and supplied with instructions and a heavy duty blade.

**0261002** 3/Ctn.

## Carpet Knife

Single clamping screw for quick blade changing. Aluminum, polished profile to resist snagging. Case-hardened to resist slot wear. Extra blades can be stored in the handle.



**0261004** 36/Ctn.

## Carpet Blades

Heavy-duty, slotted, blue-tempered, high-grade cutting steel. Personna Carpet Blades .017" gauge, a stronger blade means less breakage & greater economy. Round corner. Individually wrapped for safety. 100 blades per dispenser box.



**0261008** 10/Ctn.

## Carpet Seaming Irons with Teflon

Teflon base for virtual self-cleaning operation. Grooved bottom prevents adhesive from being squeezed out. Thermostat with 4 settings up to 425° F and indicator light. 120V through a 10' 18/3 wire cord. Back end is notched to prevent hot melt adhesive from being scraped back onto carpet's surface. Figure 8 heating element for even heat. Built-in shield protects carpet backing from excessive heat. Insulated handle with 3-way cord guide keeps cord out of the way. Complete with instructions and holder. UL listed.

**0261010** 3" Flat Bottom (Shown)  
**0261009** 6" Grooved Bottom



Specifications Subject to Change without Notice

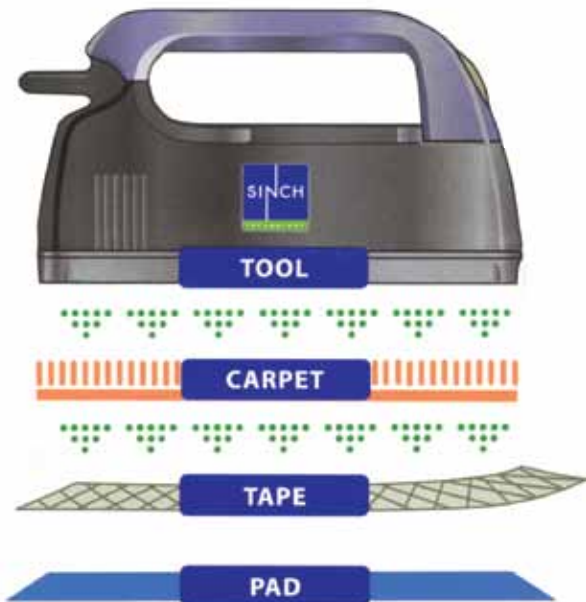


# Kool Glide Carpet Seaming Iron

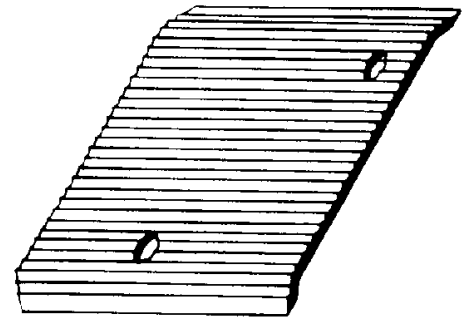
- Simple, fast adhesion at the push of a button
- Bonds on demand in seconds
- No messy clean up because the tool never touches the adhesive
- Instantly ready to use
- Safer operation - no fumes or danger of burns
- Smoke free
- No damage or discoloration of carpet

Lightweight, handheld electronic tool that melts carpet adhesive using a pre-programmed heating cycle, controlled by a state-of-the-art microprocessor. Precise amounts of adhesive and tightly controlled heating provide for a consistent, low-profile seam. Can even be used to rework seams from on top of the carpet.

- 0261020** Seaming Iron
- 0261022** Tape 100'



# Aluminum Floor Seam Binder



Serrated face, stagger drilled and countersunk. Mill finish. 12' lengths.

- 0262607** 2-1/2" x 12' L; 30/Ctn.
- 0262610** 3/4" x 12' L; 30/Ctn.

# Carpet Molding



All drilled and counter-sunk on 6" centers. 1-1/4" W x 12' L. Hammered.

- 0265505** Brass Finish; 25/Ctn.
- 0263200** Spiral Nails; 500/Box
- 0263206** Spiral Nails; 250/Box
- 0265504** Mill Finish; 25/Ctn.
- 0263201** Spiral Nails; 500/Box
- 0263207** Spiral Nails; 250/Box

# Lighting

## Metal Outside Light

Projection: 6"  
Bulbs: One 60W (not included)  
UL listed. Black finish.  
Use with 0280902.



**0280903** Fixture **Only**; 24/Ctn.  
**0280902** Glass Globe **Only**; 48/Ctn.

## Brushed Nickel Porch Light

Brushed nickel with glass.



**0280105** 12/Ctn.

## Plastic Outside Light

Projection: 5-3/4"  
Bulbs: One 60W (not included)  
UL listed.



**0280904** Black Fixture **Only**  
**0280902** Glass Globe **Only**; 48/Ctn.  
**0280906** White Fixture **Only**  
**0280907** Replacement Hardware



## Porch Light

Height: 17-1/2"  
Projection: 8-1/2"  
Bulbs: One 60W (not included)  
Mounting Base: 4-3/4"



**0284034** Black  
**0284035** White

## Exterior Light



**0280106** Rustic Petina  
**0280107** Brushed Nickel  
(shown)

## Ceiling Fan with Light Kit

52" ceiling fan with three tulips lights. Silicon steel motor. Limited lifetime warranty. Motor size: 153 x 12. Triple capacitor, 3-speed reversible, dual mount, five blades, 12 degree pitch.

**0284065** Brushed Nickel with Oak Blades  
**0284070** White  
**0281202** Alabaster replacement globes



## Domed Ceiling Fixture

Interior ceiling fixture with white alabaster domed globe. 11"



**0280331** White (shown)

**0280330** Brushed nickel

## 8" Two-Bulb Light Fixture

Interior, 2-Bulb, polished brass light fixture. *Globe sold separately.*



**0280503** Base Only, 8"

**0280502** Alabaster globe for 8" fixture

## Single Bulb Ceiling Fixture

Interior ceiling fixture. 4-7/8"  
*Globes sold separately.*



**0280099** Base Only, White

**0283701** Smooth white globe

**0284030** Clear ribbed glass globe

## 6" Single Bulb Fixture

*Globe sold separately.*



**0280403** White fixture 24/ctn

**0280098** Polished brass fixture w/pull chain 24/ctn

**0280402** Alabaster glass globe for 6" fixture

## Two-Bulb Fixture

Projects 6", white fixture, uses two 60W (not included).



**0280103** 24/Ctn.

## Replacement Shades

15" alabaster swirl glass.

**0280301** 12/ctn



14" plastic diffuser.

**0280102** 48/ctn



12" square glass diffuser.

**0280201** 12/ctn



## Three-Lamp Wall Mount Fixture

24" brushed nickel with white alabaster globes.  
 Fixture comes with 3 shades.



**0284047** 2/cs

**0284050** Replacement globes, 12/ctn

## Two-Arm Wall Mount Fixture

Brushed nickel. *Shades sold separately.*



**0284045** Fixture 12/cs

**0284050** White Alabaster Shade 12/ctn.

## Energy-Saving Fluorescent 10,000 Hour Closet Light



**0280120** Closet Light w/ Fluorescent Bulb

Specifications Subject to Change without Notice

## Two-Arm Wall Mount Fixture.

14" brushed nickel fixture. *Shades sold separately.*



**0284049** 6/Ctn.

**0284050** White Alabaster Shade 12/ctn.

## Brass Arm Wall Fixture

Projection: 6"  
 Height: 8"  
 Finish: Polished brass  
 Bulb: One 60W  
 Neck: 2-1/4"

*(Shade and bulb not included)*



**0280405** Brass Arm

**0280409** Brass Arm with Wall Switch

**0281202** replacement globes

## Light Shade Screws

Brass screws for light fixtures.



**0281501** Standard Size w/Smooth Head, Bulk

**0281505** Small Metric w/Phillips Head; 100/Pk.

## Shade Nuts

**0285026**



## Acorn Nuts

White plastic; 50/Ctn.

**0281605**



Outdoor Improvements

Anchors & Set-Up Material

Doors & Windows

Coatings & Cleaners

Appliances

Tools & Hardware

Carpet & Flooring

Electrical

Plumbing

Towing & Safety

Heating & Cooling

# Replacement Shades

7.25" white alabaster glass globe with 1.5" screw-in throat.  
**0284050**



Smooth Glass Globe – 3-1/4" throat opening  
**0283701**



White alabaster glass  
**0280402** 6" opening, 24/ctn  
**0280502** 8" opening, 12/ctn



Clear cut crystal glass 6" dia x 6" high with a 3-1/4" throat opening.  
**0283704**



Alabaster Glass – 2-1/4" throat  
**0281202** 24/ctn



Clear ribbed glass – w/3-1/4" throat opening.  
**0284030**



## Spiral CFL Bulbs



**0281714** 13W (Equiv. 60W)  
**0281715** 20W (Equiv. 75W)  
**0281716** 23W (Equiv. 100W)

## Standard 60 Watt Bulb

Frosted bulbs by Supreme Lighting. Dependable; long-lasting. 60 watt. 120 bulbs per case.



**0281705**

## Flame Bulbs

Clear 130-volt. 40W; 25/Ctn.



**0281702** Candelabra Base  
**0281725** Medium Base

## Vanity Bulbs



**0281710** 3.75", 60W  
**0281709** 3", 40W

## Torpedo Bulbs

Clear 130-volt. 25W; 25/Ctn.



**0281701** Candelabra Base  
**0281726** Medium Base

# Wall Plates, Switches and Receptacles



## Single Switch Plate

- 0222301** Ivory; 250/Ctn.
- 0222303** White; 250/Ctn.
- 0222302** Brown; 250/Ctn.

## Duplex Receptacle Plate



- 0222601** Ivory; 250/Ctn.
- 0222603** White; 250/Ctn.
- 0222602** Brown; 250/Ctn.

## Midi Switch Plate

For larger boxes: 3-1/8" W x 4-7/8" H.



- 0222304** Ivory; 100/Ctn.
- 0222295** White; 100/Ctn.
- 0222305** Brown; 100/Ctn.

## Midi Receptacle Plate

For larger outlet boxes: 3-1/8" W x 4-7/8" H for single gang. 100/Ctn.



- 0221203** Ivory
- 0221205** White
- 0221204** Brown

## Double Switch Plate

4-15/16" W x 4-7/8" H. 100/Ctn.



- 0222300** Ivory
- 0222299** White

## Duplex Receptacle

Parallel grounding 15 amp 125V. UL listed. 100/Ctn.



- 0221201** Ivory
- 0221200** White
- 0221202** Brown

## Toggle Switch

10-A-125V; 5-A-250V. 1" wide mounting strap. 100/Ctn.



- 0221701** Ivory
- 0221702** Brown
- 0221703** White

## Single Blank

- 0225005** White; 100/Ctn.
- 0225006** Brown; 100/Ctn.
- 0225007** Ivory; 100/Ctn.

## Double Blank

- 0225008** Brown; 50/Ctn.
- 0225009** White; 50/Ctn.
- 0225010** Ivory; 50/Ctn.



# Wall Plates, Switches and Receptacles

## Duplex Receptacle & Plates

Universal duplex. U-bend contact design for maximum conductivity and plug retention; exceeds UL standard for abrupt plug pull-out. UL498 listed.



- Side snaps assure proper alignment; quick to install. No screws to lose. Virtually unbreakable thermoplastic. Smooth surface for easy cleaning. Single gang.



- **0222345** WDRU15IV; Ivory
- **0222347** WDRU15WT; White

- **0222346** WPRU1V, Ivory
- **0222348** WPRU1W, White

## Decorator Plates & Switches



Accommodates both decorator switches & receptacles. Furnished w/long screws. 100/Ctn.

- Touch-A-Matic single pole w/grounding terminal on E-Z wire device. Sealed against dust. High endurance.



- **0222308** White
- **0222309** Ivory
- **0222310** Brown

- **0222311** Ivory; 100/Ctn.
- **0222294** White; 100/Ctn.

## Self-Contained Receptacle

Use 14-2/G or 12-2/G NM cables for in-line or end-of-line use. UL listed. 100/Ctn.



## Snap-On Plate



- **0222355** White
- **0222356** Ivory
- **0222357** Brown

## Mounting Ear



- **0222325** Plastic Pawl (Wing)

## Self-Contained Switch

Use 14-2/G or 12-2/G NM cables for in-line or end-of-line use. UL listed. 100/Ctn.



- **0222327** White



# Self Contained Receptacle, Switch, and Plates

## Self-Contained Receptacle

Single pole in-line.  
15A/125V;  
100/Ctn.



- 0222313** Ivory, Plate & Switch
- 0222314** Brown
- 0222330** White

## Self-Contained Rocker Switch

Decorator quiet-touch. Single pole in-line. For sheet rock 5/16" to 1/2" thick or wall paneling 5/32" to 1/2" thick. Use only nonmetallic sheathed cable; types NM & MNC having copper conductors sizes #14 and #12 AWG. 15 amp/120 VAC; 100/Ctn.



- 0222315** Ivory
- 0222316** Brown
- 0222329** White

## Plates



**SINGLE, 100/Ctn**

- 0222318** Ivory
- 0222317** Brown
- 0222331** White

**DOUBLE, 100/Ctn**

- 0222324** Ivory
- 0222323** Brown
- 0222332** White

## Ground Fault Interrupter Receptacle w/Plate


Fits easily into standard surface flush boxes. Feed-through ready. UL listed. 15 amp 125V at receptacle 20 amp 125V feed-through. 10/Ctn.



- 0222889** White
- 0222891** Ivory

## Phone Jack

Surface mount, snap cover for neat appearance with pre-wired combination head screw terminals. For surface mount onto baseboards, walls and other flat surfaces. Self-tapping mounting screws and adhesive pad provided. 4 conductor in almond.



- 0222820** Phone Jack

## Weatherproof Male Motor Base

Three-wire outdoor wire receptacle with snap cover. Parallel grounding motor base. #999I.



- 0222815** 50/Ctn.

## Weatherproof Protective Plate

Weatherproofs any conventional or "U" ground duplex receptacle, duplex switch or combination switch/receptacle. Snaps shut with self-sealing rubber gaskets. Indestructible Lexan® polycarbonate. 50/Ctn.



- 0221400** Gray
- 0221405** White

## Foam Seals

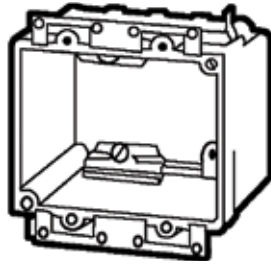


- 0270221** Outlet. Box of 144
- 0270222** Switch. Box of 144

# Wiring Devices

## Two-Gang

Plastic. OD: 1-3/4" D, 3-1/4" H, 4-1/16" W. Ears securely molded to box. Wire clamps included; bulk packaged.



0221104

## Single-Gang

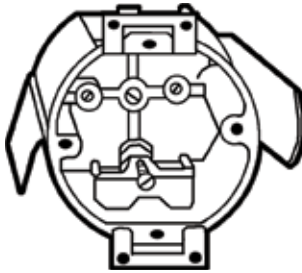
Plastic. OD: 1-3/4" D, 3-3/4" H, 2-3/8" W. Ears securely molded to box.



- 0221103 W/Ears
- 0221105 W/Ears & Swing Bracket
- 0222325 Plastic Wings (Pawls)
- 0222328 Screws for Wings

## Round Box

3.5" round outlet box, 2-1/8" diameter w/high clamps, ears and snap-in bracket which secures box to wall or ceiling.



0221106

## Thermostat Wire

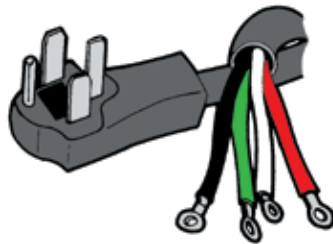
20 gauge. UL listed.

- 0220308 2 Wire, 500'
- 0220310 5 Wire, 250'
- 0220313 8 Wire, 250'



## Range Cord

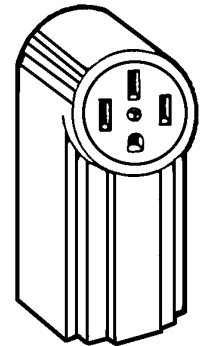
4', 50 amp cord w/three #6 and one #8 conductors with molded cap and terminal plugs. 12/Ctn.



0220306

## Range Receptacle

4-wire, 50 amp, 125/250-volt range receptacle with "Quick-Lok" terminals. 50/Ctn.



0224201

## MH 4-Wire Dryer Cord




Round rubber jacketed wire, molded-on plug. Black 4-wire 4' for mobile homes, 30 amp. 12/Ctn.

0220307

## Dryer Receptacle

4-wire, 30 amp, 125/250-volt dryer receptacle with "Quick-Lok" terminals. 50/Ctn.



0224301

## 3-Wire Female Plug

15 amp 125V furnished with cord clamp for heavy duty use. Standard plug with parallel prong. UL listed.



0223301 100/Ctn.

## 3-Wire Male Plug

Solid brass plug blades are firmly embedded in body. Terminal screw clamps are designed to contain wire and prevent binding. Terminal screws backed out – ready for wiring. Terminals to positively insulate conductors. Combination

slot/Phillips head mounting and terminal screws ease installation.

15 amp, 125V, thermoplastic rubber cord. Dia. .25 - .60". UL listed.

0223201



# Cables & Conduits

## Non-Metallic Liquidtight Fittings



Elbow

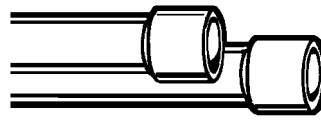


Straight Connector

For use with non-metallic liquid tight conduit, Type B. Provides smooth connection, no sharp edges to strip wire. Wiring easily pulls through. **Plastic material.**


- 0220431** 1/2" Elbow
- 0220434** 3/4" Elbow
- 0220430** 1/2" Straight Connector
- 0220433** 3/4" Straight Connector

## PVC Conduit



**0220441** 3/4" x 10"

## PVC Condensate P-Trap

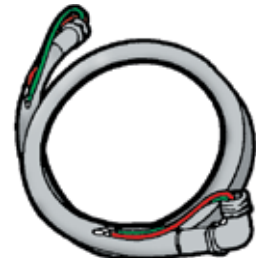


**0100545** 3/4"

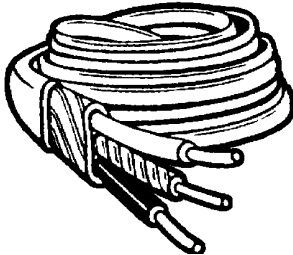
## Ultra Whips – Convenience Kit

Quick wiring in three distinct colors for easy A/C hook-up. 90-degree connector is removable for straight connections (Straight connector not included). 1/2" x 4' THHN wire. Non-metallic connectors.

- 0220405** 10 G, 1/2" x 4'; 6/Ctn.
- 0220410** 8 G, 1/2" x 4'; 6/Ctn.
- 0220412** 10 G, 1/2" x 6'; 6/Ctn.



## Non-Metallic Sheathed Cable



- Uncoated copper conductors ASTM B-3
- Insulation Cresin-90 PVC compound, color-coded
- Two conductors are laid parallel with ground wire and paper separator
- Three conductors are twisted with cable fillers with wrapped ground wire to form round core
- Smooth 30 mil PVC jacket overall

Materials, test and construction in accordance with ANSI/UL 719 and Federal Specification J-C-30A.

- 0220425** 8-2 NM w/Ground, 125'
- 0220427** 12-2 NM w/Ground, 250'
- 0220424** 10-2 NM w/Ground, 250'


## Liquidtight Flexible Non-Metallic Conduit

For electrical applications outside, inside and industrial uses including transformer connections, air conditioning and heating. Joins with metallic or non-metallic connectors, easy to cut conduit is impact resistant, chemical resistant and will not kink or fracture.

- 0220408** 1/2" x 100' Roll
- 0220432** 3/4" x 100' Roll



## Underground Feeder Cable



- Solid copper 2 or 3 conductors
- 90° PVC insulation, color coded, insulated conductors and bare ground laid parallel
- 600 Volts
- Sunlight resistant PVC jacket compound

Materials, test and construction in accordance with ANSI/UL 493 and Federal Specification J-C-30A.

- 0220426** 10-2 UF w/Ground, 250'

## Thermostat Wire

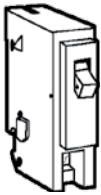


20 Gauge. UL Listed.

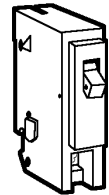
- 0220308** 2 Wire; 500'
- 0220310** 5 Wire; 250'
- 0220313** 8 Wire; 250'

# Circuit Breakers & Disconnects

## Homeline Circuit Breakers




10,000 Amperes RMS — UL listed Interrupting Rating 120/240Vac. 15-30 Ampere breakers are suitable for use with 60°C or 75°C conductors. 40-125 Ampere breakers are suitable for use with 75°C conductors.



- 0220977** 15 Amp, 1 Pole ◆▲
- 0220982** 20 Amp, 1 Pole ◆▲
- 0220979** 20 Amp, 2 Pole, Common Trip ◆
- 0220980** 30 Amp, 2 Pole, Common Trip ◆
- 0220981** 40 Amp, 2 Pole, Common Trip ◆
- 0220983** 50 Amp, 2 Pole, Common Trip ◆
- 0220984** 60 Amp, 2 Pole, Common Trip ◆

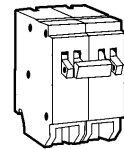
- ◆ UL listed as SWD (switching duty) rated. Suitable for 120VAC fluorescent lighting loads.
- ▲ UL listed as HACR type for use with air conditioning, heating and refrigeration equipment having motor group combinations and marked for use with HACR type circuit breakers.

## Homeline Tandem Circuit Breakers



10,000 AIR — One Pole Tandem 120/240Vac (one space required). 15-20 Ampere one pole tandem breakers are suitable for use with 60°C or 75°C conductors. 15-30 Ampere two pole tandem breakers are suitable for use with 75°C conductors.

- 0220989** 15 and 20 Amp
- 0220978** 20 and 20 Amp
- 0220993** 30 and 15 Amp



## Homeline Quad Tandem Circuit Breakers

10,000 AIR — Two Pole Tandem 120/240Vac (two spaces required). Represents two 1-pole outer poles and one 2-pole inner breaker with common trip. 15-20 Ampere one pole tandem breakers are suitable for use with 60°C or 75°C conductors. 15-30 Ampere two pole tandem breakers are suitable for use with 75°C conductors.

- 0220986** Two 20 Amp 1 Pole, 30A 2 Pole
- 0220987** Two 20 Amp 1 Pole, 40A 2 Pole
- 0220988** Two 20 Amp 1 Pole, 50A 2 Pole

## Disconnect Switches

- \* Fuses install into pull-out handle.
- \* Line, load, and ground terminals aligned for easy hook up with heavy wires.
- \* Reversible side-opening door.
- \* Indicator lights for blown fuses.
- \* Full dead front.
- \* Folding pivot locking tab.
- \* Knockouts accommodate three sizes (1/2", 3/4", and 1").
- \* Rear entry knockouts.
- \* Heavy gauge steel case.
- \* Standard 1/4" head screw on dead front.

- \* Large internal wiring space.
- \* Installs without removing internals.
- \* UL/CUL listed.
- \* Multi-lingual packaging.
- \* No sharp edges on the metal case.
- \* Center slotted hanging hole for easy level wall mounting.
- \* Tough epoxy powder coat finish — UV stabilized.
- \* Long-lasting plated copper electrodes.
- \* Operate and store positions for disconnect pull-out.

### METALLIC

Part #	Description	HP Max	Line	Load	Equip. Grounding Terminals Al/Cu
<b>0220406</b>	60 Amp, Not-Fusible	10	#14-#3	#14-#3	(2) #14-#4

### NON-METALLIC

Part #	Description	HP Max	Line	Load	Equip. Grounding Terminals Al/Cu
<b>0220409</b>	60 Amp, Not-Fusible*	3	#14-#3	#14-#3	(6) #14-#4

\* Does not contain overcurrent protection. Suitable for use on systems with up to 10K RMS symmetrical amperes available fault current at 240 Vac when protected by a fuse or circuit breaker rated 60 Amperes or less.



# Pipe Protection

## EASYHEAT<sup>®</sup> AHB Electric Pipe Heating Cable

### Pre-Assembled Sets

Freeze protection on metal and plastic pipe. Complete, ready-to-install system in one compact box. CSA certified and UL listed. 120 VAC, 7 watts/ft., PVC inner insulation. Continuous ground braid, 3-wire grounded cord and plug

(24") with weather-resistant PVC outer jacket, moisture-proof snap-action thermostat. "On" at approximately 38° F and "Off" at approximately 45° F.



Selection Table for AHB Models

Stock #	Heated Section Length in feet	Watts	Amps 120V Only	UL & CSA listed Automatic Cable w/Thermostat 120VAC
S.O.	3	21	.2	AHB-013
0270515	6	42	.4	AHB-016
0270516	9	63	.5	AHB-019
0270517	12	84	.7	AHB-112
0270518	15	105	.9	AHB-115
0270519	18	126	1.1	AHB-118
0270520	24	168	1.4	AHB-124
0270521	30	210	1.8	AHB-130
S.O.	40	280	2.3	AHB-140
S.O.	60	420	3.5	AHB-160
S.O.	80	560	4.7	AHB-180



## Self-Regulating, Cut-to-Length Cable

Freeze Free<sup>®</sup> Cable – Self-regulating pipe heating cable that automatically varies its heat output with changes in surrounding temperature. Freeze Free cable helps keep plastic and metal water pipes from freezing to -60°F/-51°C. A braided metal jacket provides an electrical ground as well as protection against

damage in dry locations. Freeze Free cable is available on reels of 100 feet, 300 feet and 500 feet and can be cut to desired lengths per application.

Pre-packaged lengths of 5 feet and 15 feet are also available.

3 watts per foot, 120 VAC at 50°F; 75-foot maximum circuit length, 3-foot minimum circuit length.



- 0272305 100' Reel
- 0272306 300' Reel
- 0272304 500' Reel

# EASYHEAT<sup>®</sup> FREEZE<sup>®</sup> Pre-Packaged Kits

Warming Your World

Custom pipe freeze protection at off-the-reel prices! Choose pre-packaged systems or for longer cable needs, just cut off the required length from the reel dispenser and attach plug, packaged separately. Freeze-Free uses a self-regulating conductive core

that reacts to changes in temperature, needing no thermostat. Patented fused plug—the same quality connector used by the industry since 1992—installs in minutes with basic household tools. Approved for use on both plastic and metal to -20° F. UL listed.

Kits contain indicated length of Freeze-Free Cable, one fused plug kit, (1) instruction sheet and (1) set of warning labels.

**0272314** 5' Kit; 5/Ctn.

**0272316** 15' Kit; 5/Ctn.



## Floor Display



## Freeze Free Display

Display contains 100' feet of cable with a pegboard holder, ten plugs and an attractive header with a supply of application guides. Other Freeze Free items can be added to complete an effective sales center.

**0272308** Sales Center

## Fused Plug Kits

- Grounded 30" cord-set requires less heating cable
- Power indicator light shows that power gets to the plug and indicates an intact fuse
- UL System Listed
- Pipe mounting brackets for easy attachment to typical water pipes
- Built-in, fast-reaction fuse
- Easy to install: just insert the cable into the plug and tighten the screws
- Same reliability
- Now supports up to 75 feet of Freeze Free cable

**0272307** Kit, Clam Shell

**0272317** Kit; Bulk

**0272310** End Caps, 5/Bag; 10/Ctn.



## Thermostat



- 35°F Automatic "On"    ■ 45°F Automatic "Off" (approximately)
- Controls any 120 volt heater, heating cables, engine heaters, electric heaters, heat lamps

No special wiring, easy to install—just plug it in. Reduces energy consumption. One outlet with an indicator light to let you know unit is functioning. 1800 watts maximum, 15 amps, 120 volts.

**0272318**

NOTE: USE ON SPECIFIC VOLTAGE ONLY; MAKE SURE ELECTRICAL OUTLET IS NOT OVERLOADED.

# Fiberglass Pipe Insulation Kit

Frost King Fiberglass Pipe Insulation Kit, comes with 25' plastic vapor barrier.

1.6 R-Value. Package covers

- 17' of 1/2" Pipe
- 12' of 3/4" pipe
- 10' of 1" pipe.

For either hot or cold water pipes.

Made In USA.

**0270801** 3" x 1/2" x 25' roll.



## Pre-Slit Tubular

Single step foam pipe insulation with half-slit to easily slip over pipe. Self-closing so you need no tape. Flexible for easy bending. 6' long, bulk.

### 3/8" THICK WALL

**0270525** For 1/2" Copper or 1/4" Iron pipes

**0270526** For 3/4" Copper or 1/2" Iron pipes

**0270527** For 1-1/4" Copper or 1" Iron pipes

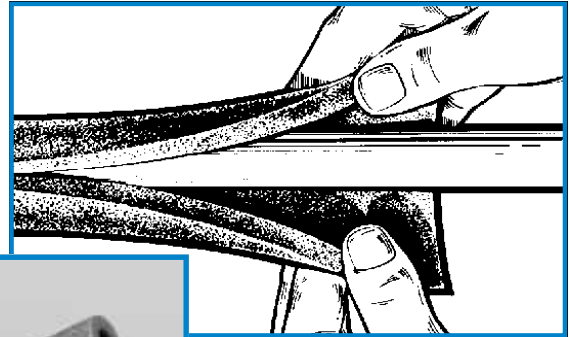
### 1/2" THICK WALL

**0270523** For 1/2" Copper or 1/4" Iron pipes

**0270524** For 3/4" Copper or 1/2" Iron pipes

### 1" THICK WALL - R 6.4

**0270495** For 1" Copper pipes



**Notes:** \_\_\_\_\_  
\_\_\_\_\_  
\_\_\_\_\_  
\_\_\_\_\_  
\_\_\_\_\_  
\_\_\_\_\_  
\_\_\_\_\_  
\_\_\_\_\_  
\_\_\_\_\_  
\_\_\_\_\_  
\_\_\_\_\_  
\_\_\_\_\_  
\_\_\_\_\_  
\_\_\_\_\_  
\_\_\_\_\_  
\_\_\_\_\_  
\_\_\_\_\_  
\_\_\_\_\_  
\_\_\_\_\_  
\_\_\_\_\_  
\_\_\_\_\_

Outdoor Improvements
Anchors & Set-Up Material
Doors & Windows
Coatings & Cleaners
Appliances
Tools & Hardware
Carpet & Flooring
Electrical
Plumbing
Towing & Safety
Heating & Cooling

# Water Heaters

- Exclusive Rheemglas tank lining resists corrosion and prolongs tank life
- Anode rod equalizes aggressive water action
- Patented R-Foam insulation process for superior heat retention
- Isolated tank design reduces heat loss
- Certain models meet HUD Manufactured Home Construction and Safety Standards, ASHRAE 90A-80 and National Appliance Energy Conservation Act (NAECA) requirements
- Certain gas models have field convertible controls for natural or LP operation
- Relief Valve include with all models



Stock #	U.S. GAL.	# of Elements	Volts	Weight	Conn.	Height Inches	Dia.	Watts/ BTU
---------	-----------	---------------	-------	--------	-------	---------------	------	------------

### One Year Warranty

#### ELECTRIC

<b>0431705*</b>	30	2	240	70	Side	45-1/2"	17-3/4"	3500
<b>0431739*</b>	30	2	240	91	Side	30"	21-3/4"	4500
<b>0431738*</b>	30	1	120	91	Side	30"	21-3/4"	1700
<b>0431712*</b>	40	2	240	94	Top	46-1/2"	19-3/4"	4500
<b>0431714*</b>	40	2	240	94	Side	46-1/4"	19-3/4"	4500
<b>0431711*</b>	40	2	240	94	Side	46-1/4"	19-3/4"	3500
<b>0431718*</b>	50	2	240	105	Top	57"	19"	4500

\*HUD approved (5 year warranty).

### Five Year Warranty

#### NATURAL GAS SEALED COMBUSTION DIRECT VENT

<b>0431724*</b>	30	n/a	n/a	110	Side/Top	57"	17-3/4"	30,000
<b>0431726*</b>	40	n/a	n/a	125	Side/Top	57-1/2"	19-3/4"	30,000

\*HUD approved (5 year warranty).

### Six Year Warranty\*

#### ELECTRIC

<b>0431703</b>	20	1	120	69	Side	25-1/4"	19-3/4"	1500
<b>0431706*</b>	30	2	240	70	Side	45-1/2"	17-3/4"	4500
<b>0431708</b>	30	2	240	83	Top	30"	22-1/4"	4500
<b>0431740</b>	30	2	240	91	Side	30"	21-3/4"	4500
<b>0431710</b>	30	1	120	83	Top	30"	22-1/4"	1500
<b>0431741</b>	30	1	120	83	Side	30"	21-3/4"	1500
<b>0431742*</b>	30	1	240	70	Side	45-1/2"	17-3/4"	3500
<b>0431743*</b>	40	1	240	94	Side	46-1/4"	19-3/4"	3500
<b>0431717</b>	38	2	240	108	Top	31-1/2"	23"	4500
<b>0431715*</b>	40	2	240	94	Side	46-1/4"	19-3/4"	4500
<b>0431735</b>	40	2	240	95	Top	46-1/2"	19-3/4"	4500
<b>0431719</b>	50	2	240	117	Top	46"	21-3/4"	4500

\*HUD approved (5 year warranty).

### Five Year Warranty\*

#### NATURAL

<b>0431721*</b>	30	3" VENT		100	Side/Top	59-3/4"	16-1/8"	30,000
<b>0431723*</b>	40	3" VENT		120	Top/Top	61-3/4"	18-1/8"	32,000

\*HUD approved (5 year warranty).



## Vent Packages

for Propane Gas Sealed  
Combustion Water Heaters

- 0431748** 12"
- 0431749** 17" - 32"
- 0431750** 32" - 60"
- 0237958** Ceiling Ring



## Screw-In Immersion

1" NPT no-taper screw plug. Fits many models of Rheem, State, Ruud, Norge and others. Includes one gasket.

- 0431600** 1750W-120V; 25/Ctn.
- 0431601** 1500W-120V; 25/Ctn.
- 0431602** 4500W-240V; 50/Ctn.
- 0431603** 3500W-240V; 50/Ctn.
- 0431604** 2000W-120V; 25/Ctn.
- 0431607** 3000W-240V; 12/Ctn.



## Square Flange

2-1/2" square, flat surface, 2-1/2" bolt circle, 1-49/64" bolt centers. Includes one gasket. 50/Ctn.

- 0430702** 1500W-120V; 50/Ctn.
- 0430703** 4500W-240V; 25/Ctn.



## Universal Flange

2-1/2" square flange with raised corners. 2-1/2" bolt circle, 1-49/64" bolt centers. Includes one regular "O" ring. 25/Ctn.

- 0431201** 1500W-120V
- 0431204** 3500W-240V
- 0431203** 4500W-240V



## Open Coil Elements

Seven porcelain discs. Stainless steel rod withstands 1300° constant temperature, and the machine-twisted terminal loops insure against burnouts. 50/Ctn.


- 0430503** 1500W-120V
- 0430504** 2000W-240V
- 0430502** 1750W-120V



## Gas Valve


Convertible gas valve for mobile home heaters. 1-1/2" shank.

- 0430415** Sealed Combustion
- 0430416** Atmospheric



## Telescoping Gas Stack and Flue Pipe

Overall length:  
22-7/8" with flue pipe  
NOT extended.



53-1/2" with  
flue pipe fully  
extended.

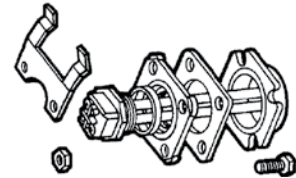
For use with propane gas water heaters. Pulls air from inside of home and vents exhaust out of top of home. Flange has 12° angle for sloped roofs. Extends 8-3/4" above roof line.

- 0425195** 4/Ctn.

## Universal Adapter Kit

Converts screw-in element to replace round head, flat flange and universal flange. 12/Ctn.

- 0430604**



## T & P Valve

Temperature and pressure relief valve with test lever, stainless steel spring and all bronze body. Thermostat is positive, accurate and proven. Self-closing. 50/Ctn.

- 0430120** 3/4" x 4" L
- 0432048** 3/4" x 5" L
- 0432046** 1/2" x 4" L



## Water Heater Door

**Without Vents**

- 0212000** 22" x 60"
- 0211997** 23" x 60"

**With Vents**  
(Not Shown)

- 0432050** 22" x 60"
- 0211999** 23" x 60"



## Flexible Water Connectors

Flexible copper connector for water only.


- 0440015 24"; 25/Ctn.
- 0440010 18"; 25/Ctn.
- 0440018 Washer



## Flexible Gas Connectors

1/2" OD coated brass tubing 1/2" FPT x 1/2" MPT (tapped 3/8" FPT). Approved for indoor and outdoor use. AGA listed.


- 0250815 18"
- 0250816 24"
- 0250817 36"



## PEX Water Heater Swivel Connectors

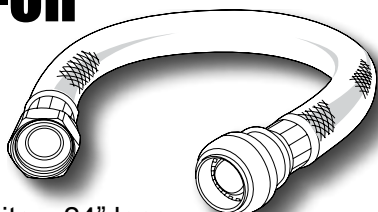
3/4" insert x 3/4" FPT for PEX tubing & pipe.

0440017



## Shark Bite Push-On Water Heater Connector

0440012 3/4" FIP x 3/4" shark bite x 24" long



## Waterway Connector

For water heater inlet and outlet hookup plus other uses, where dissimilar metals occur in piping and plumbing systems. 3/4" MPT x 3/4" MPT x 3" length MIP. Thermoplastic lining prevents corrosion. Bulk.

0431625



## Drip Pan

Plastic polymer, semi-flexible. Pre-drilled to accept furnished 1" PVC plastic fitting. Meets requirement of Southern Building Code.

- 0260155 22"; 12/Ctn.
- 0260156 24"; 12/Ctn.



## Drain Tool



0380150

## Water Heater Insulation

Vinyl-backed Fiberglass Insulation is designed for gas, oil, and electric water heaters up to 60-gallon capacity. Available in a choice of thicknesses to offer you greater R-values.



- 0270500 2" thick x 48" x 75" R6.7
- 0270501 3" thick x 48" x 75" R10

## Water Heater Thermocouple

Fully universal. Fits push-in, screw-in or clamp-on type pilot burners. 24/Ctn.

- 0232501 18"
- 0232502 24"
- 0232503 30"



## Continuity Tester

Tests elements and thermostats while they are in the water heater. LED light indicates continuity. Unbreakable body with protective covers over light and probe.

0382006 12/Ctn.



## T-stat

Replacement for any electric, domestic water heater.

- 0431901 Double-throw 240V
- 0431904 Thermo Disc 1-Pole
- 0431906 Lower Thermostat.



# Bathroom Faucets

## Garden Tub Filler



Adjustable centers 8" ABS spout w/water directional, drip deflector and sonic weld seal. ABS trim. Large, clear acrylic handles, brass end valves, nylon braided, spring loaded, double crimped, flex hoses. Mixing tee w/washer. Compression. IAPCO approved.

- 0374412** Chrome; 12/Ctn.
- 0374429** Chrome; w/hi-arc spout; 12/Ctn.
- 0374406** Replacement Hose
- 0374407** Stem & Bonnet; Pair
- 0374423** Spout Only
- 0374411** Mixing Tee

## Deck Mount Garden Tub Filler



**Simplifies maintenance:** Using this filler, one stem can be used throughout the entire house.

**More clearance:** Mounting spout on faucet housing gives greater clearance on garden tubs with rolled edges or lips.

**Easier to install:** Handles and spout are factory-installed.

Brass body and brass stem compression, triple chrome plated. 8" 2-H exposed garden tub filler. Boxed.

**0374419**

## 8" Garden Tub Diverter



8" centers, deck or wall mount, ABS spout w/water directional, drip deflector and sonic weld seal. ABS trim. Large, clear acrylic handles, Self-supporting arm & flange, 1-pc. brass underbody. Compression. CSA & IAPCO approved.

**0374422** 12/Ctn.

## Two Valve Diverter

Compression w/8" centers for thin wall installation. 7/8" max. thickness. 1/2" IPS brass shanks, metal spout, self-supporting ABS arm & flange. Shower arm long straight thread w/2.5" adj. 1", 20 threaded escutcheons, Renu seats, CSA & IAPCO approved. Front end diverter spout.



- 0378811** Chrome Faucet; 12/Ctn.
- 0375913** Spout with Diverter
- 0378594** Stem & Bonnet; Pair
- 0378599** Seat; Pair

## Garden Tub Faucet w/Vacuum Breaker Attachment



Compression with 8" centers, factory mounted handles and spout. Comes with attachment (vacuum breaker) for using personal shower (not included).

**0378809**

## Tub-Shower Diverter

Chrome-plated plastic body, quarter turn cartridge. Acrylic handles.



- 0378008** Tub-Shower
- 0378007** Shower Only
- 0378010** Repl. Cartridge
- 0378011** Repl. Acrylic "Crystal" Handle

# Bathroom Faucets

## 2 Valve Diverter

Compression w/8" centers, factory mounted handles & spout (6.5"L). Front end diverter. Self-supporting ABS arm and flange, shower arm long straight thread. ABS housing with 3" max. width, CSA & IAPCO approved.

### Straight Backsets:

- 0378815** Chrome, Brass Underbody
- 0378816** Chrome, Plastic Underbody w/Brass Stems
- 0377126** Brushed Nickel, Brass Underbody
- 0377107** Chrome, Plastic, w/out Shower Head, Brass Stems, Bagged
- 0378819** Center Diverter Nipple; 10/Ctn.
- 0374409** Stem & Bonnet; Pair
- 0374410** Seat; Pair



### Offset Backsets:

- 0375907** Chrome-Plated, Brass Underbody
- 0377136** Chrome, Plastic, Bagged
- 0377135** Chrome, Plastic, w/out Shower Head, Bagged

## 3-Valve Diverter

Compression w/8" centers for thin wall installation. 7/8" max. thickness. 1/2" IPS brass shanks, metal spout, self-supporting ABS arm & flange. Shower arm long straight thread with 2.5" adj. 1", 20 threaded escutcheons, Renu seats, CSA & IAPCO approved.



- 0378603** Chrome; 12/Ctn.
- 0378596** Center Stem
- 0378599** Seat; Pair
- 0378594** Stem & Bonnet; Pair
- 0378601** 1" Threaded Escutcheon



## 4" Tub/Shower Diverter

Brass underbody with brass stems. Comes with shower head.



- 0378814** Chrome diverter; 12/Ctn.
- 0374409** Stem & Bonnet; Pair
- 0374410** Seat; Pair



## 8" Tub/Shower Diverter



**utopia**<sup>®</sup>

Non metallic, Offset Backset.

- 0379016** With Shower Head; 20/Ctn.
- 0379017** Without Shower Head
- 0376810** Diverter Knob

## 8" Shower Valve

Plastic underbody. Compression w/8" centers, factory mounted handles. Self-supporting ABS arm and flange, shower arm long straight thread with 2.5" adj., Renu seats on brass bodies, ABS housing with 3" max. width, CSA & IAPCO approved. Straight backsets.



- 0375912** 12/Ctn.
- 0377108** w/o shower head, Bagged
- 0374410** Seat; Pair
- 0374409** Stem & Bonnet; Pair

## 4" Tub/Shower Diverter

Brass underbody with brass stems. CSA & IAPCO approved.

- 0378817** Faucet, White, w/smoked crystal handles; 12/Ctn.
- 0378818** Faucet, Chrome; 12/Ctn.
- 0374409** Stem & Bonnet; Pair
- 0374410** Seat; Pair
- 0375915** Unica Adapter



# Bathroom Faucets

## 4" Exposed Shower Diverter



4" centers, surface wall mount, unica adapter for personal shower hookup, angled 10° for easy shower attachment. Shanks available in 1.5" or 2" length. ABS housing w/2" max. width. CSA & IAPCO approved.

- 0378606** Diverter; 12/Ctn.
- 0375915** Unica Adapter
- 0374409** Stem & Bonnet; Pair
- 0374410** Seat; Pair

## 4" Shower Valve



Compression w/4" centers, factory mounted handles. Self-supporting ABS arm and flange, shower arm long straight thread with 2.5" adj., Renu seats on brass bodies, ABS housing with 3" max. width, CSA & IAPCO approved. Straight back-sets.\*

- 0374401** With Shower Head; 12/Ctn.
- 0377109** W/o Shower Head, Bagged
- 0374409** Stem & Bonnet; Pair
- 0374410** Seat; Pair

## 4" Tub/Shower



0379006



0379008

**utopia**

- 0379006** 24/Ctn.
- 0379008** Shower Only 24/Ctn.

## Diverter w/Exposed Riser 3-3/8"



3-3/8" centers. Brass waterways w/chrome-plated shield. Metal handles. 1/2" OD male thread x 1/4" ID female thread.

- 0378602** 12/Ctn.

## Tub & Shower Diverter 3-3/8"



Diverter with automatic spout has a concealed riser. Renewable stem and bonnet. Less head, arm and flange. 1/2" OD male thread x 1/4" ID female thread.

- 0378604** 12/Ctn.

## Ultra 4" Lavatory Faucet



Sleek new design in four finishes to compliment any interior. Non-metallic faucets.



White



Brushed Nickel



Antique Brass



Chrome

- 0377156** Brushed Nickel
- 0377157** White
- 0377155** Chrome
- 0377158** Antique Brass

# Bathroom Faucets/Replacement Parts

## 4" Lavatory Faucet

Compression w/4" centers, Renu seats on low-lead brass bodies. Clear acrylic handles. Deck mount ABS shield. Angled spout for better water projection. Water strainer. Drilled & plugged, CSA & IAPCO approved.



**0377101** Brass underbody & stems

**0377105** Faucet, Bagged

**0378001** Non-Metallic, with clear handles

**0374410** Seat; Pair

**0374409** Stem & Bonnet/2 handle; Pair

## 4" Single Handle Lavatory Faucet



4" single handle washerless lavatory faucet. Chrome

**0377104** Brass faucet

**0377103** Non-Metallic faucet

**0375904** Repl. handle w/arrow

**0375910** Screw

## 4" Lavatory Faucet



**utopia**

4" centerset chrome faucet. Less pop-up assembly. Box; 24/Ctn.

**0379012** Clear handles

**0379013** Smoked handles

## 4" Lav-A-Shower



**utopia**

Anti-syphon hook-up for personal shower. Chrome w/Clear Handles

**0379010** Boxed, 24/Ctn.

## Personal Shower Kit



Full-cone, adjustable spray handset with finger-tip volume control, 3-position wall mount and 60" hose. Display packaging. White vinyl hose.

**0378803**

## Arm/Flange Set



**0374395**

## Mirrored Cover-Ups

Acrylic cover-up installs on all standard bath/shower fittings with silicone caulk.



**0375891** 3 Handle

## Shower Head

Shower head, less arm and flange. Water saving economical head. Adjustable plastic, non-clogging, 2" face plate.



**0378801** 3/8"

**0378802** 1/2"

## Low Flow Shower Head



9-Jet Turbo Massage. Consistent flow rate regardless of water pressure.

**0378850** 1.5 Gallons

**0378851** 2 Gallons

## Shower Head Kit



Chrome-plated ABS shower head, arm, flange and locknut.

**0374408**

# Kitchen Faucets/Replacement Parts

## Ultra Hi-Rise Kitchen Faucet

Sleek new design with hi-rise metal spout in four finishes to compliment any interior.



- 0377150 Chrome
- 0377151 Brushed Nickel
- 0377152 White
- 0377162 Repl. stem & bonnet

## 8" Kitchen Faucet

Chrome-plated faucet.

- 0374402 Brass Faucet Only, No Spray
- 0374400 Brass Faucet With Spray
- 0378003 Plastic; With Spray
- 0378012 Replacement Spout
- 0378010 Repl. Cartridge
- 0378011 Repl. "Crystal" Handle



## 8" Kitchen Faucet

**utopia**<sup>®</sup>

- 0379014 Box; 12/Ctn.



## Kitchen Faucet

8" ledge faucet, Renu seats. Clear acrylic handles. Deck mount ABS shield. Water saver aerator. CSA & IAPCO approved. 10.5" chrome decorative D-spout.



- 0374380 Chrome all brass construction; Boxed 12/Ctn.
- 0374381 Chrome all brass construction w/spray
- 0378004 Chrome-plated plastic faucet only, No spray
- 0377106 Faucet, Plastic, Bagged 24/Ctn.
- 0374399 Chrome plated plastic underbody w/brass stems & spray
- 0374409 Stem & Bonnet; Pair
- 0374410 Seat; Pair
- 0378616 Spout

## Single Lever Faucet

Adjustable 6" - 8" centers. 1/2" IPS connections, washerless metal lever handle. Copper supply lines, water saver aerator 2.0 GPM/7.56LPM max ANSI 112.18.1M. CSA & UPC approved.



- 0378813 Faucet; 12/Ctn.
- 0378821 With Spray

## Kitchen Spray



- 0374394 Hose and Spray
- 0374393 Hand Spray Only

## Hi-Rise Spout



- 0378617 Chrome

## Replacement Spout



- 0378616 Spout for 8" Faucet
- 0374398 Spout Nut

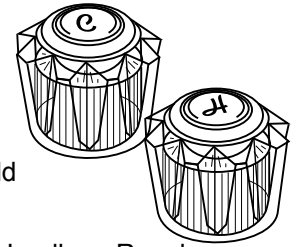
# Replacement Parts

## Dolphin Type Handles



- 0375901** Pair; 12/Ctn.
- 0375900** LH stem & bonnet
- 0375899** RH stem & bonnet

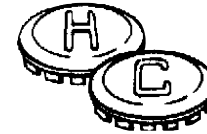
## Pair Lucite Handles



- Pair of handles with hot and cold buttons and screws. Carded.
- 0375903** Pair of Hot & Cold Handles - Regular
  - 0375911** Pair of Hot & Cold Handles - Large
  - 0377161** Pair of Hot & Cold Handles - Ultra
  - 0375910** Screw

### Buttons

- 0375908** "Cold"
- 0375909** "Hot"



## Unica Adapter

Used to hook up personal shower to exposed diverter.

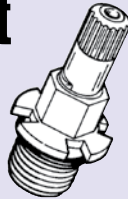


**0375915**

# Utopia® Replacement Parts

## Stem & Bonnet Kit

For all Utopia faucets with flat washer. 2/Card;12/Ctn.

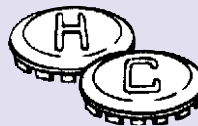


**0376811**

## Faucet Buttons

f/Utopia Faucets. Small, clear handle buttons.

- 0375917** "H" Hot
- 0375916** "C" Cold



## Faucet Handles



Clear Handles with buttons and screws. 2/Card

- 0375905** Clear
- 0375906** Smoked

## Utopia Faucet Repair Kit

Kit includes parts most commonly needed for field repairs of Utopia faucets:


**0375918**



## Cone Slip Joint Washers



1/2" nut x 3/8" OD tube  
**0379504** 100/bag



1/2" nut x 1/2" OD tube  
**0379505** 100/bag



3/8" ballcock  
**0379506** 100/bag



# Bathroom Fixtures

## Wood Medicine Cabinet

Solid wood cabinet with adjustable shelf. Wood framed beveled glass mirror in door. Boxed and bar-coded. 16"W x 20"H x 3.2"D.

Includes:

- 4 screws
- 4 wall anchors
- 4 bump guards
- 4 shelf clips
- 1 shelf

**0378123** Light Oak



## Medicine Cabinet

Fits 2-1/2" recess; installs with 4 screws. Three shelves. Magnetic closure.

Rough opening:

- 13-1/8"W
- 17-1/8"H
- 2-3/8"D

Overall dimensions  
16-1/8"W x 20-1/4"H.

**0378121** 4/Ctn.



## 5-Pc. Chrome Bath Set

- 1 large towel rack
- 1 small towel rack
- 1 tissue holder
- 1 soap dish
- 1 toothbrush/glass holder

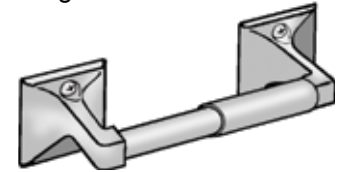
**0370325**



## Tissue Holder

Zinc Chrome metal, springloaded, concealed screw mounting. Screws included. 12/Ctn.

**0370320**



## Shower Curtain Rings

12 Zinc Plated Rings. Steel construction. No tools needed for installation.

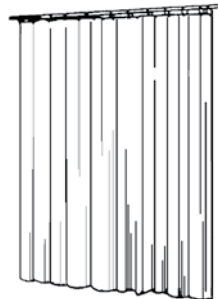
**0377227** 12/Card.



## Shower Curtains

72"W x 36"H white shower curtain. Vinyl.

**0378300** 12/Ctn.



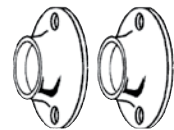
## Rod & Flanges

5' Rod, Polished Aluminum.

**0377225**

2 Flanges w/4 screws 1" dia.

**0377226**



## Access Panel



Quick, easy access to plumbing, electrical, telephone, sprinklers, etc. and lowers the cost of future repairs. Easy to install: just measure, cut, then pop in the panel.

Patented, spring-loaded mechanism permits frameless mounting from the outside. High-impact, non-yellowing polystyrene panel is backed by one-year warranty.

No screws, latches, fasteners or framework needed. Lightly textured surface accepts wallpaper or paint.

**0370332** 8" x 8" Panel

**0370333** 14" x 14" Panel



## Grab-N-Go Toilet Package

Complete toilet package with superior box-rim flushing. Includes toilet bowl, tank and tank parts, toilet seat and parts, wax ring, floor bolts, bolt caps, clips and complete installation instructions.



- 0370217** White
- 0370218** Bone

## Two-Piece China Toilets

Universal Heights 14-9/16" Rim Height. Siphon Jet Gravity Flushing System. Large Water Surface. Wide, 2" Computer Designed Trapway. Fully Glazed Trapway Gives Years of Sanitary, Trouble Free Use. Two-piece Toilet With 12" Rough-in, Low Consumption. (6 Lpf/1.6 Gpf) Siphon Jet Flushing Action. Tank And Cover With Up-grade Flush Value.



- 0370198** White
- 0370199** Bone
- 0370190** Repl. Bowl / Bone
- 0370191** Repl. Tank / Bone
- 0370192** Repl. Bowl / White
- 0370193** Repl. Tank / White

## Handicap Toilet

ADA 18-5/16" Rim Height. Siphon Jet Gravity Flushing System. Large Water Surface. Wide, 2" Computer Designed Trapway. Fully Glazed Trapway Gives Years of Sanitary, Trouble Free Use. Two-piece Toilet With 12" Rough-in, Low Consumption. (6 Lpf/1.6 Gpf) Siphon Jet Flushing Action. Tank And Cover With Up-grade Flush Value.

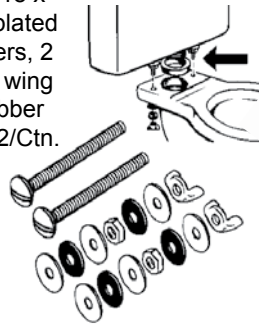


Toilet seat sold separately.

- 0370211** Bowl, White
- 0370212** Tank, White

## Tank to Bowl Bolt Set

2 each solid brass 5/16-18 x 3" bolts, 4 plated steel washers, 2 hex nuts, 2 wing nuts & 4 rubber washers. 72/Ctn.



**0372901**

## Toilet Tank Lever

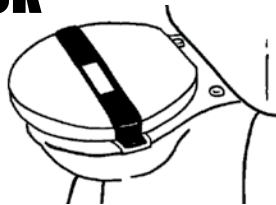
Front Mount. C.P. single action tank lever.



**0373201** 200/Ctn.

## Toilet Seat Lock

Install or remove in minutes; no special tools needed. Not connected to commode, so it will not mar or scratch. Reusable. 24/Ctn.

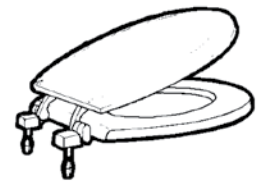


- 0371004** For Water-Saver 1.6 Gal.
- 0371005** For Elongated Bowl

## Toilet Seats

Economical, light-weight polypropylene.

- 0371201** Round White; 6/Ctn.
- 0371204** Round Almond; 6/Ctn.
- 0371205** Elongated White; 6/Ctn.
- 0371200** Nylon Top Mount Hardware (Two Bolts w/Nuts)



## Plastic Closet Rings



- 0320901** Male 3"; 50/Ctn.
- 0320902** Female 3"; 50/Ctn.
- 0320903** 3" x 4" w/Test Cap

## Rear Closet Bolt Set

Two each 1/4 -20 x 1-3/4" brass plated steel bolts, open head nuts, retaining clips and oval washers. 10/Ctn.



**0372902**

## Tank to Bowl Gasket

Sponge rubber gasket. Fits regular tank and bowl. 12/Box.

- 0379501**
- 0379502** Gerber & Crane



## Sewer Ring

Sponge rubber sewer ring

- 0321402** 50/Ctn.



# Water Supply Line

STAINLESS STEEL

## TOILET

3/8" x 12" Ballcock  
**0374415**

1/2" x 12" Ballcock  
**0374416**

## FAUCET SUPPLY LINE

3/4" Comp x 1/2" F.I.P. x 12"  
**0374417**

1/2" F.I.P. x 12"  
**0374418**



# Qest Supply Tubes



100/Ctn.

3/8"OD x 20"L Closet  
**0374420**

Ballcock 5/8" Nut  
**0374421**



# FlowTite™

The only stop valve that is code approved to be installed on Copper, CPVC, or PEX pipe and backed by a written 10 year labor and material Warranty One FlowTite Valve Fits all. 12"



**0374426** 12" x 7/8" ballcock nut

# Wax Bowl Ring

1. 100% Pure Petroleum Wax provides a permanent leak proof seal that is impervious to vermin, odors, gases and acids.
2. Fits 3" x 4" waste lines
3. For all floor type closet bowls
4. Polyethylene sleeve extends the discharge opening for a more positive seal
5. Meets Military Spec. TT-P-1536A



**Oatey**

**0321301** 48/Ctn.

**0321302** W/Sleeve; 24/Ctn.

# Wax-Free Toilet Seal

3" Toilet Flange Installed on 3" Drain Pipe



- Conforms to ASTM A 1045
- Seals on floors raised above the flange by up to 3/4"
- No need for flange risers or stacked wax rings
- Impervious to mold and mildew
- Centers itself and the toilet to the drain
- Will not melt or freeze in the temperature extremes of your truck
- Toilet can be removed and reinstalled with the same Fernco Wax Free Toilet Seal still attached
- Made of flexible PVC and will move with a wobbly toilet

**0321305** 20/Ctn.

# Fluidmaster

## Flapper 500

500- Toilet flapper. Easy to install, universal fit, works on most toilets. Rigid frame seals the drain every time. Fits plastic or metal flush valves with or without mounting ears. 1 year warranty.



**0370902** Flapper 20/ctn

## Flapper 504

504- Durable toilet flapper. Universal fit. Chlorine-resistant materials. Works on most toilets. Easy to install. Kink-free chain. Also replaces American Standard actuator units. Fits plastic or metal flush valves with or without mounting ears. 5 Year warranty.



**0370106** Flapper 20/ctn

## 400-A Toilet Tank Repair Valve

400A- #1 Selling fill valve in the world. Anti-siphon. Height adjustable 9" to 14". Code approved. 1 year warranty.

**0370100** 25/ctn





Toilet troubles can typically be traced back to either the fill or flush component. The reasons for toilet troubles: worn parts/corrosion, faulty installation, incorrect parts, or older model toilets. If one leaky toilet can fill a swimming pool in one year, imagine the cost savings when it's fixed.

## Toilet Flush Valve 507A

507A- Flush valve with 501 durable, chlorine-resistant toilet flapper. Ends leaks at the drain. Packaged in a carton. 5 year warranty.



0370901 10/ctn

## Value Pack Kit

Contains the most popular flapper (#504) and flush valve (#400A) in one convenient package.



0370105 Valve Kit 25/ctn

## Flusher Fixer® 555C Repair Kit

555C-Flusher Fixer Kit® with 501 durable toilet flapper. Convenient because it creates a new drain seat. Easy to install. Durable material resists chlorine. Flapper aligns on center of drain every time. Adjustable timing cup. Fits most standard flush valves, with or without mounting ears, plastic, metal and porcelain. Replacement flappers for 555C are: 500 and 501 Sealant Ring is included in the 555C. 5 year warranty.



0370807 Flapper 20/ctn

## Bath Vents

- Ultra-quiet, U.L. Listed, 115V motor.
- Vertical exhaust
- Foam damper for a secure seal when not in operation
- Simple installation with plug-in motor & lamp, snap-in junction box cover
- 50 or 100 CFM, 120 VAC., 60 Hz
- Thermally Protected 8/Ctn.

### Vented Fan w/Light

10-3/4" Rough Opening. Takes 100 Watt Bulb. 1.5 AMP, Type IC

0421205 100CFM, #V2244-100

0421206 50CFM, #V2244-50



### Replacement Parts

- 0421207 Plastic Light Lens
- 0421208 Foam Damper Assembly
- 0421401 Blade Only
- 0421204 Motor for CFM50
- 0421203 Motor for CFM100

### Vented Fan w/o Light

Vent w/out Light. 7" Rough Opening, 0.8 AMP

0421200 100CFM, #V2262-100

0421201 50CFM, #V2262-50



### Replacement Parts

- 0421402 Grill & Spring Assembly
- 0421401 Blade Only
- 0421204 Motor for CFM50
- 0421203 Motor for CFM100



## Replacement Motor for Old Style 0421206 & 0421201

0420103 Motor BDC019/BVD0275-00 120 VAC W/O Plug

# Fiberglass Tubs



Clarion gel-coated fiberglass units are manufactured using state-of-the-art spray-up method. Each unit receives 16-18 mills of gel-coat, two layers of fiberglass laminate, and extra reinforcing in stress areas. The products meet or exceed the requirements of the American National Standards Institute, National Association of Home Builders, Z 124.1 and Z 124.2 or WWP541/3A or WWR-541 and FHA/HUD-UM73

## Fiberglass Standard Tub



0379071 Shown Above

A sloped bathing well makes efficient use of small space with a clean, simple design. Slip-resistant, textured floor. Complies with NAHB, HUD UM-73A, and ANSI-Z124.1. 3 year warranty Left or right hand drain. Dimensions: 54"W x 28.25"D x 17.5"H.

- 0379070** Bone - LH Tub\*
- 0379071** White - LH Tub\*
- 0379072** Bone - RH Tub\*
- 0379073** White - RH Tub\*

(\*Note: these models do not have predrilled overflow hole.)  
Not Stocked At All Locations

## Fiberglass Garden Tub



A relaxing bathing experience awaits in this bath. Fixtures can be placed on the left or right surrounding ledges. Slip-resistant, textured floor. A natural for whirlpool, this unit can be jetted. Center drain. 3 year warranty. Complies with NAHB, HUD UM-73A, and ANSI-Z124.1

### With Step

- 0379935** White - 54"W x 42"D x 24.75"H\*
- 0379936** Bone - 54"W x 42"D x 24.75"H\*
- 0379939** White - 60"W x 48.5"D x 23.5"H\*

### Without Step

- 0379937** White - 60"W x 42"D x 27.5"H\*
- 0379938** Bone - 60"W x 42"D x 27.5"H\*

(\*Note: these models do not have predrilled overflow hole.)

Not Stocked At All Locations



0379081 Shown Above

## 2-Pc. Surround, Plus Tub or Shower Pan

Fiberglass reinforced gelcoat construction	Molded soap ledges
2-Piece Surround & Tub/Shower Pan	Slip-resistant, textured floor
Center drain location	3 year warranty

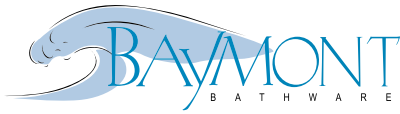
Complies with NAHB, HUD UM-73A, and ANSI-Z124.1 (Shower Pans Comply with ANSI-Z124.2)

- 0379080** Bone - Sur. & Tub/Shower 54"W x 28"D x 75"H\*
- 0379081** White - Sur. & Tub/Shower 54"W x 28"D x 75"H\*
- 0379084** White - Sur. & Shower Pan 54"W x 28"D x 75.5"H\*
- 0379085** Bone - Sur. & Shower Pan 54"W x 28"D x 75.5"H\*
- 0379945** White - Sur. & Shower Pan 54"W x 28"D x 75.5"H, with predrilled 2 1/2" overflow hole

(\*Note: these models do not have predrilled overflow hole, with the exception of 0379945)

Not Stocked At All Locations

# Garden and Bath Tubs




Certifications: ANSI Z124.2

Baymont uses only sanitary high-grade gloss polyester gelcoat, reinforced with composite matrix. The finish, Baymont Sanitary White, is a proprietary color containing UV and mold inhibitors. 3" legs are built into the design for stability; a ridge trim protects the Apron and eliminates shoe molding. Baymont does not use cardboard or other undesirable structural materials. Units are constructed of polyester resins and strand glass only. Bottoms are constructed of A-Grade 7/16 OSB for better adhesion and stronger foundation.

## Cody Bath Tub

### 27" Bath Tub

- 26.5" x 53.75"
- Total Capacity: 37 Gallons
- Slip Resistant Floor




Right Hand Drain

- 0377853** 27" x 54" Tub, RH Drain / Bone
- 0377851** 27" x 54" Tub, LH Drain / Bone
- 0377852** 27" x 54" Tub, RH Drain / White
- 0377850** 27" x 54" Tub, LH Drain / White

## Cade Bath Tub

### 27" Bath Tub

- 26.5" x 53.75"
- Total Capacity: 37 Gallons
- Slip Resistant Floor



Center Drain

- 0377859** 27" x 54" Tub, CTR Back Drain / Bone
- 0377858** 27" x 54" Tub, CTR Back Drain / White

## Casey Shower Pan

### 27" Shower Pan

- 26.5" x 53.75"
- Slip Resistant Floor
- Above Floor Rough-In



Center Drain

- 0377867** 27" x 54" Shower Pan, CTR Back Drain / Bone
- 0377866** 27" x 54" Shower Pan, CTR Back Drain / White

**When installing shower door:**  
 Use 0377869 & 0377870 wall surround

## Two Piece Wall Surround

High Gloss Gelcoat Finish, w/Flange



- 53 3/4" x 27 1/2" x 57"
- Slip resistant floor

- 0377869** 27" x 54" White
- 0377870** 27" x 54" Bone

Fits 27 x 54" Tub/Shower (0377866, 0377867, 0377858, 0377859, 0377850, 0377851, 0377852, 0377583)



## Surrounds For 27" Tub/Shower

- 0379035** Almond, 1 Piece Surround ▶ Made of durable ABS, with a built-in soap dish
- 0379036** White, 1 Piece Surround ▶
- 0379105** Almond, 3 Piece Surround ▶ Made of durable ABS, with interlocking panels
- 0379106** White, 3 Piece Surround ▶

# Providence Garden Tub



Center Drain


## 60" Garden Tub With Step:

- 59-3/4" x 49" x 23-1/2" H with Flange
- Total Capacity: 58 Gallons
- Slip Resistant Floor
- Available in Whirlpool by Special Order

**0377862** 60" x 49" Garden Tub with Step / Bone

**0377863** 60" x 49" Garden Tub with Step / White

# Ridgewood Garden Tub



Center Drain


## 54" Garden Tub With Step & No Walls:

- 53-3/4" x 45" x 24" H with Flange
- Total Capacity: 49 Gallons
- Slip Resistant Floor
- Available in Whirlpool by Special Order

**0377864** 54" x 45" Garden Tub with Step / Bone

**0377865** 54" x 45" Garden Tub with Step / White

# Milltown Garden Tub



Center Drain

## 60" Garden Tub, No Step, No Wall

- 59-1/2" x 42-1/4" x 23-3/4" H with Flange
- Total Capacity: 75 Gallons
- Slip Resistant Floor
- Available in Whirlpool by Special Order

**0377860** 60" x 42" Garden Tub, No Step / Bone

**0377861** 60" x 42" Garden Tub, No Step / White

## Surrounds For Garden Tubs

**0379040** Surround 40" x 54", Almond

**0379041** Surround 40" x 54", White

**0379043** Corner Caddies 4" x 3", 2 Pack, Almond

**0379042** Corner Caddies 4" x 3", 2 Pack, White

\*You Must Order One Multi Pack Surround and One Package of Corner Caddies

Outdoor Improvements

Anchors & Set-Up Material

Doors & Windows

Coatings & Cleaners

Appliances

Tools & Hardware

Carpet & Flooring

Electrical

Plumbing

Towing & Safety

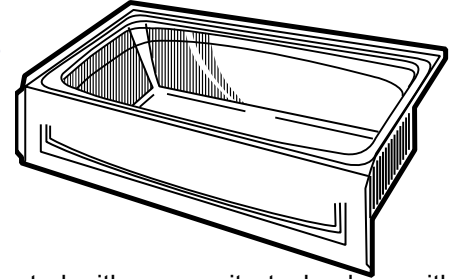
Heating & Cooling

# Fiberglassed Composite Tubs/Surrounds



*Fiberglass with Composite Technology  
 for Strength and Beauty*

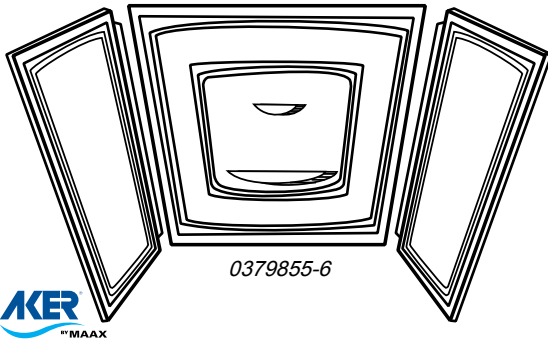
- ▲ High gloss finish
- ▲ Hard plastic surface
- ▲ Scratch resistant
- ▲ Reinforced
- ▲ Prevents flex
- ▲ Adds thickness



## Standard Tubs

One piece garden tub constructed with composite technology with integrated apron, center, left or right hand drain and textured bottom. Three-year warranty. Individually boxed. 27" x 54" x 15" with 1" lip.

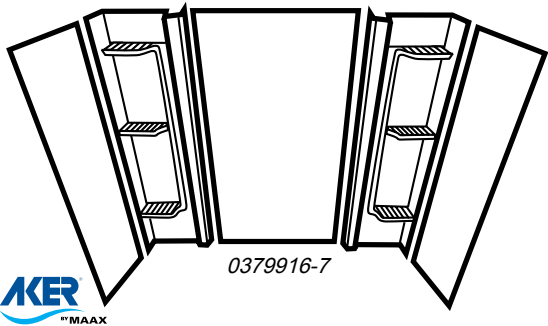
- |                                    |                                   |
|------------------------------------|-----------------------------------|
| <b>0379850</b> White, LH Drain     | <b>0379851</b> Bone, LH Drain     |
| <b>0379852</b> White, RH Drain     | <b>0379853</b> Bone, RH Drain     |
| <b>0379858</b> White, Center Drain | <b>0379859</b> Bone, Center Drain |



## 3-Pc. ABS Wall Surround

Three piece bath wall featuring two convenient shelves. Interlocking panels with smooth gloss finish. 27" D x 54" W x 59.5" H.


- 0379855** White
- 0379856** Bone



## 5-Pc. Surrounds

Five piece bath wall featuring six convenient shelves. High-gloss finish. 27" D X 54" W X 59" H.

- 0379916** Bone
- 0379917** White



## 5-Pc. Garden-Tub Surrounds

Five piece bath wall featuring six convenient shelves. High-gloss finish. Easily cut to fit depths from 42" to 48".

- 0379058** Bone 60" W x 59" H
- 0379056** White 60" W x 59" H



# Fiberglassed Composite Tubs/Surrounds

- ▲ Molded from Gelcoat fiberglass and fully reinforced with fiberglass backing
- ▲ Available in left or right hand drain
- ▲ Twin elevated back wall shelves w/ acrylic towel bar
- ▲ Textured floor pattern
- ▲ Anti-flex floor construction
- ▲ Complies with ANZI Z 124 Series and HUD/FHA-UM-73a



## Tub & Surround

29" x 54" tub with matching 1-pc. surround designed specifically to be used with the 29" x 54" tub.

- |                          |                         |
|--------------------------|-------------------------|
| <b>0379060</b> White, LH | <b>0379063</b> Bone, LH |
| <b>0379061</b> White, RH | <b>0379062</b> Bone, RH |

**0378208** Shower Door for Above



## Shower Pans & Surrounds

29" x 54" shower pan with 1 piece surround and all the great design features shown on the left. No towel bar. Step over 9.5", tub depth 4", wall height 20".

- |                               |                              |
|-------------------------------|------------------------------|
| <b>0379866</b> White Pan      | <b>0379867</b> Bone Pan      |
| <b>0379868</b> White Surround | <b>0379869</b> Bone Surround |

**0378209** Shower Door for Above

## Fiberglass Garden Tubs



One piece garden tub featuring integrated tiling flange, integrated apron and textured bottom. Available with or without step.

- |                          |       |         |
|--------------------------|-------|---------|
| <b>0379860</b> 42" x 60" | Bone  | No Step |
| <b>0379861</b> 42" x 60" | White | No Step |
| <b>0379862</b> 49" x 60" | Bone  | W/Step  |
| <b>0379863</b> 49" x 60" | White | W/Step  |
| <b>0379864</b> 45" x 54" | Bone  | W/Step  |
| <b>0379865</b> 45" x 54" | White | W/Step  |

# ABS Tubs/Surrounds



These tubs and surrounds are made of ABS plastic and come in calf-grain textures. The strength in these tubs come from injection molded foam bases and formed drain supports. Garden tubs have an additional Masonite bottom sheet for stability. One-year warranty on standard tubs; heavy-duty units have a five-year warranty. Other tub styles and sizes are available by special order.

## Tubs



### Heavy-Duty\*: 27" x 54" x 14-7/8" H (11-3/8" Depth)

- |                          |                          |
|--------------------------|--------------------------|
| 0379970 LH White         | 0379971 RH White         |
| 0379627 LH White; Boxed  | 0379628 RH White; Boxed  |
| 0379972 LH Almond        | 0379973 RH Almond        |
| 0379629 LH Almond; Boxed | 0379630 RH Almond; Boxed |

### Heavy-Duty with Center Drain\*: 27" x 54" x 14-7/8" H (11-3/8" Depth)

- 0379885 White  
 0379886 Almond

\*5 Yr. Warranty  
 on Heavy Duty Tubs by BB

### Standard Tub with Left or Right Hand Drain:

27" x 54" x 15-7/16" H (12" Depth)

- 0379984 LH White
- 0379985 RH White
- 0379875 LH White, Boxed
- 0379876 RH White, Boxed
- 0379978 LH Almond
- 0379979 RH Almond
- 0379877 LH Almond, Boxed
- 0379878 RH Almond, Boxed

### Permalux Plus

- 0379965 Shower Surround, White
- 0379967 LH White, Boxed
- 0379966 RH White, Boxed

### Tub with Center Drain:

27" x 54" x 14-7/8" H (11-3/8" Depth)

- 0379997 White
- 0379999 White; Boxed
- 0379998 Almond
- 0380000 Almond; Boxed



## Standard Garden Tub

With Outside Step:

40" x 60" x 17-1/16" H (13-5/8" Depth)

- 0379993 White
- 0379994 Almond

# Heavy Duty Garden Tubs

with Outside Step



**40" x 54" x 17-1/16"H (12-3/8" Depth)**

- 0379974** Almond
- 0379631** Almond; Boxed
- 0379975** White
- 0379632** White; Boxed

**46" x 60" x 21"H (15-1/2" Depth)**

- 0379982** White
- 0379624** White; Boxed
- 0379983** Almond
- 0379623** Alm.; Boxed

**40" x 60" x 17-1/16"H (13-5/8" Depth)**

- 0379968** Almond
- 0379625** Almond; Boxed
- 0379969** White
- 0379626** White; Boxed



## Garden w/Center Drain:

**42" x 60" x 19"**  
**(13-5/8" Deep)**  
**Without Step**

- 0379995** White, Boxed
- 0379996** Almond



## Corner Tubs


**54" x 54"**  
**RH Drain;**  
**17-1/2" Deep**

- 0379880** White Tub
- 0379881** White Surround



# ABS Tubs/Surrounds

Made of durable ABS with a built-in soap dish. Comes tri-folded in individual boxes. Easy to install with adhesive or rivets (not included).



## One-Piece Tub Surround

- 0379035** Almond for 27" x 54" Standard Tub
- 0379036** White for 27" x 54" Standard Tub
- 0379037** Almond for 40" x 54" Garden Tub
- 0379038** White for 40" x 54" Garden Tub
- 0379031** Almond for 40" x 60" Garden Tub
- 0379029** White for 40" x 60" Garden Tub

### Rivets


- 0379033** Almond
- 0379034** White

## Three-Piece Tub Surround

Made of durable ABS plastic, the interlocking panels support ease of installation. Easy to install with approved construction adhesive (not included).

- 0379105** Almond for 27" x 54" Standard Tub
- 0379106** White for 27" x 54" Standard Tub
- 0379107** Almond for 40" x 54" Garden Tub
- 0379108** White for 40" x 54" Garden Tub
- 0379109** Almond for 40" x 60" Garden Tub
- 0379110** White for 40" x 60" Garden Tub

## Multi-Piece Surround with Corner Caddies



Calf-grain finish and tile look. All ABS stock formed from .080 sheet. Flanged lip at top and two sides for easier installation and straight wall finish. 57-3/4" high. One-year warranty.

\*Please note that by adding the corner caddies to a 40" x 54" tub, for example, the surround now fits as 48" x 60" tub.

- 0379040** Almond f/40" x 54" Garden Tub, Sides & Back
- 0379041** White for 40" x 54" Garden Tub, Sides & Back
- 0379025** Almond f/27" x 54" Std. Tub, Sides & Back
- 0379026** White f/27" x 54" Std. Tub, Sides & Back
- 0379042** 4" x 3" White Corner Caddies\*, 2 Pk.
- 0379043** 4" x 3" Almond Corner Caddies\*, 2 Pk.

*\*5 Yr. Warranty  
 on Heavy Duty  
 Tubs by BB*

Heavy Duty

## Drop-In Island Tub

w/Reversible End Drain



- 0379980** 42" x 60" White (14-1/4" Deep)
- 0379981** 42" x 60" Almond (14-1/4" Deep)

## Shower Stall

Comes complete with "no caulk" drain, plastic faucet, shower head, handrail, soap dish and curtain. One-piece heavy-gauge plastic walls install quickly without caulk or fitting. Resists mildew and rust. White. 7.0 cubic feet, 33" x 72-3/8" x 33", 27" opening.

**0379024** Economy Shower Stall



## Retrofit Shower Stall

32" x 32". Stall only.

**0379023** White Shower Stall

**0379022** Bone Shower Stall

## Shower Pan



Beveled inside perimeter lets water from the walls flow back into pan. New design also adds strength. 32" x 32".

**0379090** Almond

**0379091** White

## Bath-Size Shower Pan & Door



Replace any 27" x 54" tub with this new shower pan. Fits in the same space with no plumbing change.

**0379098** Almond RH

**0379096** White RH

**0379097** Almond LH

**0379095** White LH

Sliding track door w/integrated handle and drip for easy installation. Use with 0379097-8 and 0379095-6 below.

**0378206** Shower Door for 27" x 54" Shower Pan

Specifications Subject to Change without Notice

## Door for Shower Stall



Continuous hinge with integrated handle and drip for easy installation. 27" opening. **Not recommended for Economy Shower Stall.**

**0378205** Shower Door

**0378210** Replacement Rollers w/screws




## Door for 32" Shower Pan

Continuous hinge with integrated handle and drip for easy installation. Use with 0379090 and 0379091.

**0378204** Shower Door for 32" x 32" Shower Pan

**0378210** Replacement Rollers with Screws

## Shower Surrounds for Tub or Shower Sizes



Made of durable ABS with a built-in soap dish. Comes in individual boxes. Easy to install with adhesive or rivets (not included).

**0379092** 1-Pc. Almond for 32" x 32" Shower

**0379093** 1-Pc. White for 32" x 32" Shower

**0379099** 3-Pc. White for 54" x 28" Shower Pan

**0379100** 3-Pc. Almond for 54" x 28" Shower Pan

Outdoor Improvements

Anchors & Set-Up Material

Doors & Windows

Coatings & Cleaners

Appliances

Tools & Hardware

Carpet & Flooring

Electrical

Plumbing

Towing & Safety

Heating & Cooling

# Coastline Tub & Shower Enclosure



Silver satin anodized finish with safety tempered glass enclosure accents any bathroom. Nylon ball bearing rollers, W-type bottom track, wrap around vinyl glazing and 2 single towel bars.

- 0378201** 54"; 4/Ctn.
- 0378206** For 54" Shower Pan
- 0378303** 54" Replacement Sill Track
- 0378304** 3/4" Black Rubber Seal
- 0378305** 1-1/8" Black Rubber Seal
- 0378210** Replacement Rollers with Screws for Shower/Tub Doors

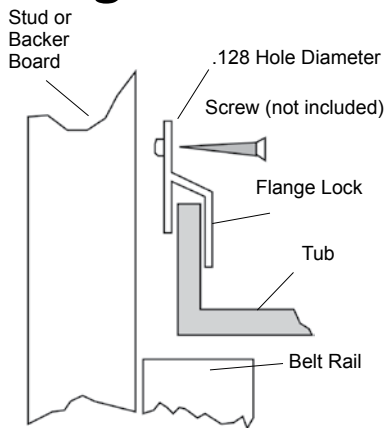
# Bath/Tub Repair Kit



Comes with everything for the most demanding repairs to all types of plastics, fiberglass and even enamel bath fixtures. Shower stall cracks can be repaired in minutes.

**0110235**

## Flange Locks



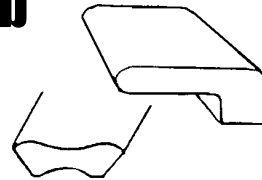
Holds tub or shower pans against wall while allowing environmental expansion and contractions without cracking the tub or shower pan. Stainless steel to prevent rusting or discoloration while providing a strong "spring" action.

**Use a minimum of:**

- ▲ 3 flange locks per back flange
- ▲ 2 locks per side of tub
- ▲ 3 locks per flange on shower pans

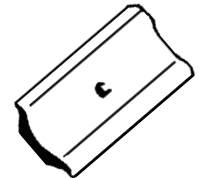
**0379039**

## Plastic Tub Molding



- 0265525** Tub, 8' Almond
- 0265526** Tub, 8' White
- 0265527** Inside Corner, 8' Almond
- 0265528** Inside Corner, 8' White

## Concave Cove



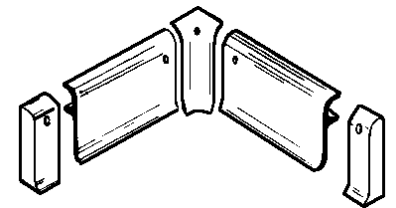
Two 6' 3/4" cove lengths of polished aluminum. 10/Ctn.

**0265520**

## Tub Molding

54" set includes; 2-28" and 1-53-1/2" length coves, one each of right and left hand ends, and 2 corners. Bagged. 6/Ctn.

**0265515**



## Garden Tub Molding

**Garden Tub Set:** 60" set includes 2-48-5/8" and 1-59-1/4" and 2-23-5/8" length coves. Ends and corners.

- 0379919** 30/Ctn.
- 0265518** Screws; 50/Box

## Trim Kits

**Kits include:** one 60" retainer, three 48" retainers, one 60" molding, four 48" moldings, 2 inside corners and 2 outside corners.

- 0265529** 60" Almond Kit      **0265530** 60" White Kit

**Kits for 54" include:** two 54" retainers, two 54" moldings, 2 inside corners and 2 outside corners.

- 0265531** 54" White Kit      **0265532** 54" Almond Kit

**I-23**



# Drain Components

## Metal Strainer

Metal 4-1/4" flat sink strainer less locknut with grid, large rubber washer and metal washer.

0374115 50/Ctn.



## Shower Drain

1-1/2" Shower Drain with Stainless Steel Grid and Locknut. Chrome.

0374117



## Rubber Stoppers



0379003 1-3/4" ; 72/Ctn.

## Tub Basket

2" stainless steel strainer with rubber stopper.

0374105 100/Ctn.



## Toe-Touch Drain

1-1/2" C.P. toe-touch drain, brass.

0374110




## Bathtub Drain

Chrome 1-1/2" pop-stop drain with positive push-pull seal. Stopper seats and seals with a finger-tip touch. Plug is completely removable for cleaning. Comes with locknut.

0374107 50/Ctn.

0374109 Gasket for 0374107

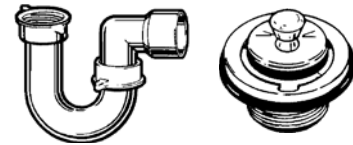


## Bathtub Drain Pack

Complete with chrome pop-stop tub drain, ABS P-trap and swivel strainer adapter. 1-1/2".

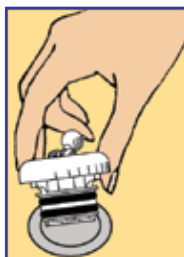
Use w/ABS plastic tubs only

0321614



## Flip-It Fit-All Bathtub Stopper

*Fits 90% of all tub drain openings!  
Needs no tools to install!*



*Just press into drain — and it stays there.....*

Contains a unique ball-shift toggle system which opens and closes the drain with a simple push of the toe or finger. Fits all 1-3/8" to 1-5/8" tub drains. To install, just affix the included "O" ring and press into drain. Complete with "O" rings and instructions. Chrome in clamshell pack.

0374120

## Replacement Chrome Tub Stopper

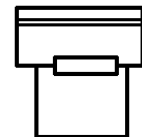
Polybag with hang hole.

0374123



## 1-1/2" Tub Trap Swivel


0320794



## Tub Trap Adapter

1-1/2" sp x NPSM.

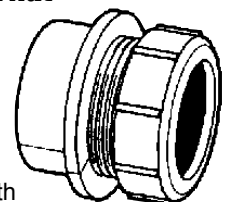
0321615 50/Ctn.



## Trap Adapter with Washer & Nut

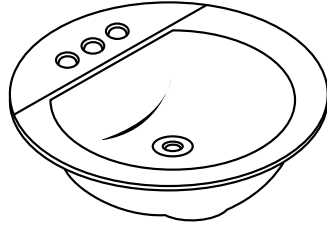
1-1/2" x 1-1/2" or 1-1/2" x 1-1/4" furnished with both size SJ washers.

0321613 25/Ctn.



## China Lavatory Sink

17" x 20" oval porcelain drop-in bowl.

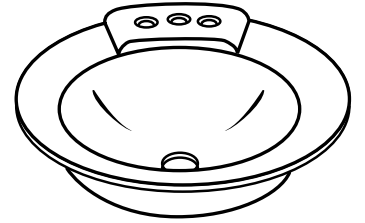


- 0376815** White
- 0376816** Bone

## Plastic Lavatory Sink

17" x 20" oval polypropylene, less overflow.

- 0376805** White; 8/Ctn.
- 0376807** Bone; 8/Ctn.



### CO Plug & Drain

Matching CO plug & drain for  
**0377202** White  
**0377200** Bone

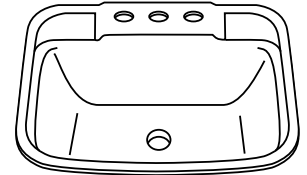
## Riser with Nut Supply Line



- 0374425** 30" x 3/8"

## Rectangular Lavatory

Rectangular lavatory sink, plastic.  
 17" x 20"



- 0376804** White
- 0376803** Bone

## Sink Supply Lines

- 0374417** 1/2" x 3/8"  
 Compression 12"

- 0374418** 1/2" IPS 12";  
 10/Ctn.



## Adapter Drain & Trap Connector

Installs quickly and easily without special tools, gluing, threading or soldering. Simply place the ends over the pipes and tighten the rust-proof clamps. Connects 1-1/4" or 1-1/2" tubular traps to all common 1-1/4" or 1-1/2" drain piping.



- 0321895** 20/Ctn.

## FlowTite™

The only stop valve that is code approved to be installed on Copper, CPVC, or PEX pipe and backed by a written 10 year labor and material Warranty One FlowTite Valve Fits all. 12". Sold in pairs for Hot & Cold connections.



- 0374427** x 3/8" brass comp. adpt.
- 0374428** x 1/2" IPS nut

## CO Plug & Drain Plastic Stopper f/1-Piece

- 0377200** Almond
- 0377203** Chrome
- 0377202** White



- 0377205** Repl. Gasket

## Chrome ABS Pop-Up



Use with china lavatories **0376815** & **0376816**.

- 0377204** Carded


## CO Plug



1-1/4" x 5" CO plug w/chain and rubber stopper. 25/Ctn.

- 0377201** Chrome

## Replacement Stoppers



- 0374122** Chrome
- 0374108** Ivory



## "P" Trap Adapter

Male with washer and nut.  
1-1/2" SP X SJ. 300/Ctn.

**0321606**

**0375004** Bevelled  
Washer Only



## "P" Trap w/Union

ABS 1-1/2" H x H,  
without CO.

**0321607** 35/Ctn.



## PVC "P" Trap

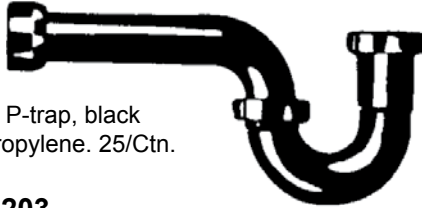


**0321479** 3"

## "P" Trap

1-1/2" P-trap, black  
polypropylene. 25/Ctn.

**0375203**



## Plumbing Vent

Automatic 1-1/2" vent with adapter.


**0425204** 50/Ctn.



## Flat Washer

1.5" rubber.

**0375003** 50/Ctn.



## Bevelled Washer

1.5" rubber bevelled washer for use with  
P-trap adapter 321606.

**0375004**



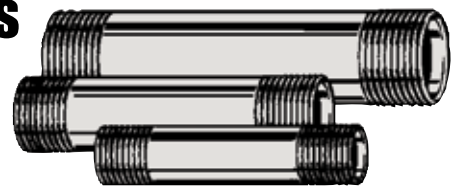
## Threaded Nipples

Plastic, 3" dia.; 25/Ctn.

**0320301** 3"

**0320302** 6"

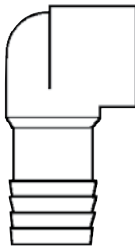
**0320303** 10"



## Reducing Elbow

Plastic, 3/4" x 3/4"  
combination and  
reducing elbow.  
Insert x MPT

**0321541**



## Qwik Elbow

Connects all common household drain, waste & vent  
pipes quickly without special tools or fittings. Flexible,  
x-long, ideal for fittings cut out at the joint during  
alteration or repair. Flexible PVC 3" x 3".

**0321897**



## Flexible Fittings

### Couplers

▲ Elastomeric PVC, not rubber

▲ Highly resistant to  
caustic chemicals  
and ozone

▲ High tear and shear  
strength

▲ Rust-proof Series 300  
stainless steel bands  
including screw and  
housing to assure easy  
installation and a  
positive seal.



**0321893** 1-1/2"

**0321892** 2"; 10/Ctn.

**0321890** 3"; 10/Ctn.

**0 321891** 4"; 10/Ctn.

### Reducing Coupler



**0321894** 3" to 4"; 10/Ctn.

## Dishwasher Drain Air Gap

Eliminates pressure build-up and possible contamination of water. Durable plastic with intake and discharge tube and a trouble-free air release valve for automatic anti-siphon protection. 5/8" OD inlet x 7/8" OD outlet.



**0375006** Dishwasher Drain Air Gap



## Adj. Continuous Waste



**0375001** 1-1/2"; 50/Ctn.  
**0375003** Washer

## Adj. Continuous Waste w/Tailpiece



**0375005** 1-1/2"; 15/Ctn.  
**0375003** Washer

## Brass Drain & Icemaker Valve



1/2" PEX x 1/4" O.D. compression straight valve.

**0168219**

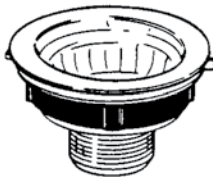
## Metal Basket & Strainer



Stainless steel sink strainer to fit sinks with openings.

**0374104** Basket & Strainer; 50/Ctn.  
**0374103** Repl. Basket f/374104  
**0374202** Washer; 50/Ctn.

## PVC Basket & Strainer



Plastic 3", with stainless steel ring.

**0374101** Basket & Strainer 48/Ctn.  
**0374202** Washer; 50/Ctn.  
**0374106** Basket Only

## White Plastic Basket & Strainer



**0374100** White

# Kitchen Sinks

## Stainless Steel Kitchen Sink w/Faucet Ledge

Nickel-bearing stainless steel bowls are buffed and complemented by a satin-buffed top deck. Sound deadening material is applied to the bowl base. 4 holes in faucet ledge.

- 0373601 33" x 19" OD; 13" x 14" Bowl; 6" D
- 0373603 33" x 19" OD; 8" D
- 0373606 33" x 19" OD; 7" D



## Stainless Steel Kitchen Sink w/o Faucet Ledge

No faucet ledge. Nickel-bearing stainless steel bowls are buffed and complemented by a satin-buffed top deck. Sound deadening material is applied to the bowl base. 6" deep.

- 0373599 33" x 17" OD; 13" x 14" Bowl Size



## White Permalux Kitchen Sink

19" x 33" x 7-1/2" deep double bowls in "Permalux Plus" finish: acrylic sink with two-part polyurethane added to the back for added strength. Higher and deeper gloss than fiberglass with permanent gloss retention. Caulked finish looks like one-piece unit. Durable and stain resistant, will not chip, peel or spiderweb. UV protection. Resists scratching and marring. Cleaner/chemical resistant. Four fixture mounting holes. Five-year warranty.

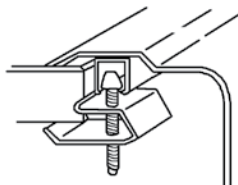
- 0373602 White Permalux Kitchen Sink
- 0374100 Basket w/Strainer, White



## Sink Clips

Stainless steel, self-rimming U channel sink compression clip with screws.

- 0373200



## Sink Hole Covers

1-3/4" hole covers for stainless steel.

- 0373600



Outdoor Improvements
Anchors & Set-Up Material
Doors & Windows
Coatings & Cleaners
Appliances
Tools & Hardware
Carpet & Flooring
Electrical
Plumbing
Towing & Safety
Heating & Cooling

# ABS-DWV Fittings

## ABS/DWV Service Weight Pipe

Schedule 30



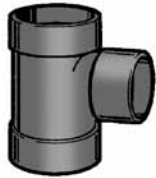
Single step solvent cementing procedures—no primer required. Excellent solvent cementing characteristics. Black. 84/Ctn.

- 0321669** 3" x 10'
- 0320706** 3" x 20'



## Flush Bushing

- 0321602** 1.5" x 1.25"; 50/Ctn.
- 0321616** 2" x 1.5"; 25/Ctn.
- 0321603** 3" x 1.5"; 15/Ctn.
- 0321617** 3" x 2"; 20/Ctn.



## Hub Sanitary Tee


h x h x h

- 0321612** 1.5"; 50/Ctn.
- 0321618** 2"; 25/Ctn.
- 0320808** 3"; 25/Ctn.
- 0320817** 4"; 5/Ctn.
- 0320814** 3" x 3" x 1.5"; 20/Ctn.
- 0321619** 3" x 3" x 2"; 20/Ctn.

# ABS/DWV Foam Core Pipe

Schedule 40

Thick wall, heavy-duty black ABS foam-core pipe for rigid code requirements.



- 0321670** 1.5" x 20'
- 0321627** 3" x 10'
- 0321674** 4" x 20'
- 0321672** 2" x 20'
- 0321625** 3" x 20'



h x mpt

## Male Adapter

- 0321611** 1.5"; 50/Ctn.
- 0321816** 3"; 25/Ctn.

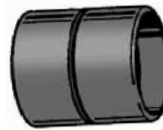


mpt

## Cleanout Plug

- 0320825** 2"; 25/Ctn.
- 0320812** 3"; 30/Ctn.

## Coupling



h x h

- 0321601** 1.5"; 100/Ctn.
- 0321812** 2"; 25/Ctn.
- 0320807** 3"; 48/Ctn.
- 0320818** 4"; 10/Ctn.

## Cleanout Adapter w/Plug



spg x fpt



mpt

- 0320815** 1.5"; 50/Ctn.
- 0320819** 4"; 10/Ctn.
- 0320822** 3"; 25/Ctn.

## Female Adapter



h x fpt

- 0321862** 1.5"; 100/Ctn.
- 0321610** 3"; 35/Ctn.

## Fitting C.O. Adapter



spg x fpt

- 0321822** 2"; 25/Ctn.
- 0321823** 3"; 25/Ctn.
- 0321825** 4"; 10/Ctn.

## Pipe Increaser Reducer



h x h

- 0321705** 1.5" x 2"; 25/Ctn.
- 0321817** 3" x 1.5"; 25/Ctn.
- 0321818** 3" x 2"; 25/Ctn.
- 0321819** 3" x 4"; 10/Ctn.



h x h

## Vent Elbow

- 0321846** 3"; 25/Ctn.



## 2-Way Cleanout Tee

0321622 3"

## 1/16 Bend



h x h

0320799 3"; 30/Ctn.

## 1/8 Bend



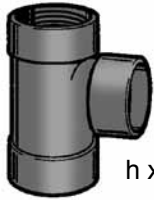
h x h

0321604 1.5"; 50/Ctn.

0320828 2"; 25/Ctn.

0320816 3"; 25/Ctn.

0320821 4"; 10/Ctn.



## FPT Sanitary Tee

0320809 3" H x 3" FPT x 3" H; 25/Ctn.

h x fpt x h

## Wye



h x h x h

0321836 3"

0321837 2"

0321838 1-1/2"

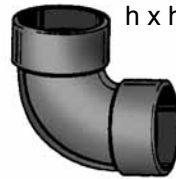
## 1/4 Bend Street



spg x h

0320920 3"; 20/Ctn.

## 1/4 Bend



h x h

0321605 1.5"; 50/Ctn.

0321858 2"; 75/Ctn.

0320810 3"; 25/Ctn.

## 1/8 Bend Street



0320921 3"; 20/Ctn.



## Long-Turn Tee

0321827 1.5"; 20/Ctn.

0321828 2"; 25/Ctn.

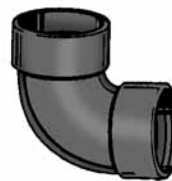
0321850 3"; 15/Ctn.

0321829 3" x 3" x 1-1/5"; 10/Ctn.

0321830 3" x 3" x 2"; 10/Ctn.

0321851 4"; 5/Ctn.

h x h x h



## FPT 1/4 Bend

h x fpt

0320811 3" H x 3" FPT; 30/Ctn.



## Double Tee Fitting

0321855 3"; 5/Ctn.

h x h x h x h

## Long Sweep, 1/4 Bend

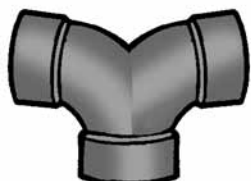


h x h

0320827 1.5"; 25/Ctn.

0320826 3"; 25/Ctn.

0320820 4"; 5/Ctn.

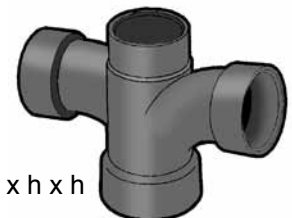


## Double 1/4 Bend

0321857 3"; 10/Ctn.

h x h x h

## Double Sanitary Tee



h x h x h x h

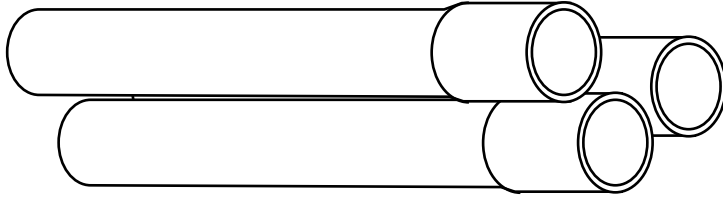
0321623 3"; 10/Ctn.

0320813 3" x 3" x 2" x 1.5"; 10/Ctn.

0321620 3" x 3" x 2" x 2"; 10/Ctn.

# PVC Belled Pipe

## PVC Sewer & Drain Belled Pipe

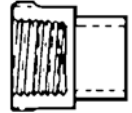


Top-quality pipe of Type 1, Grade 1 PVC, with a true 1000 lb. crush weight and .070 minimum wall thickness. PVC-S&D easily solvent welds unlike high density polyethylene pipe which will not weld.

**0320700** 3" x 10'

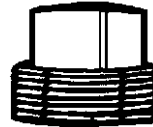
## Female Cleanout Adapter

**0320806** 3" SP x FPT; 40/Ctn.



## Cleanout Plug

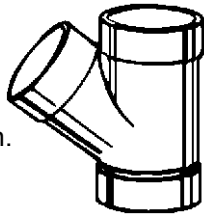
**0320795** 3" MPT; 30/Ctn.



## Wye

3" H x H x H; 20/Ctn.

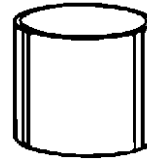
**0320804**



## Coupling

Used to join straight lengths of pipe. 3" H x H 50/Ctn.

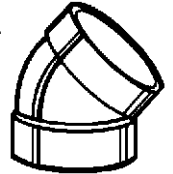
**0320805**



## 45° Elbow

3" H x H; 30/Ctn.

**0320803**



## Male Adapter



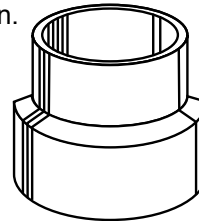
Adapts sewer pipe to standard female pipe threads. Teflon thread tape is recommended to threaded joints. 3" Hub x MIP; 25/Ctn.

**0320800**

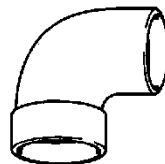
## Reducer Coupler

4" x 3" H x H; 40/Ctn.

**0321707**



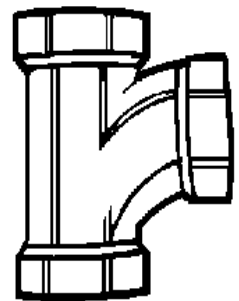
## 90° Street Elbow



Hub x spigot. Used to change direction in piping. Sometimes called a "street quarter bend." 3"; 25/Ctn.

**0320793**

## Sanitary Tee



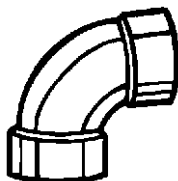
Hub x hub x hub. Used to connect vertical branch line into straight sewer line. Also, used with cleanout to provide access to piping.

**0320801** 3"; 15/Ctn.

## 1/4" Bend 90°

3" H x H; 25/Ctn.

**0320802**

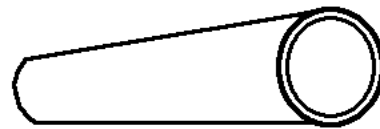


# PVC-DWV 40 Pipe & Fittings

## PVC-DWV Schedule 40 Pipe

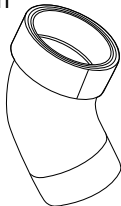
Dual marked for drain, waste, and vent as well as pressure applications. NSF approved.

- 0321501 1.5" x 10'    0321502 2" x 10'    0321503 3" x 10'  
 0321525 3" x 20'    0321534 4" x 20'    0321505 4" x 10'



### 45° Street Ell

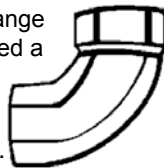
Used to change direction from a fitting hub to a pipe. Sometimes called a "street eighth bend." 20/Ctn.



- 0321496 3"  
 0321526 1.5"

### 90° Sanitary Street Elbow

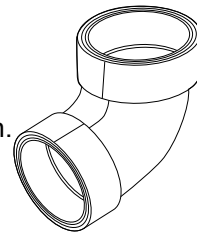
Hub x spigot. Used to change direction. Sometimes called a "street quarter bend."



- 0321511 1.5"; 50/Ctn.  
 0321512 2"; 30/Ctn.  
 0321523 3"; 20/Ctn.

### 90° Sanitary Elbow

Hub x hub. Used to change direction in piping. Sometimes called a "quarter bend."



- 0321509 1-1/2"; 50/Ctn.  
 0321510 2"; 30/Ctn.  
 0321497 3"; 20/Ctn.  
 0321488 4"; 20/Ctn.

### 22-1/2° Elbow

Hub x hub. Sometimes called a "sixteenth bend."



- 0321530 3"

### 45° Elbow

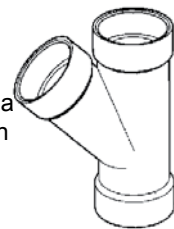
Hub x hub. Used to change direction in piping. Sometimes called an "eighth bend."



- 0321506 1.5"; 50/Ctn.  
 0321498 3"; 20/Ctn.  
 0321487 4"

### Wye

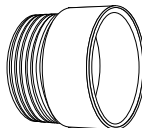
Hub x hub x hub. Used when connecting a branch line into a horizontal drain pipe. Also can be used in conjunction with a "Twist-Lok" plug to provide a cleanout in a drain pipe.



- 0321504 1.5"; 50/Ctn.  
 0321513 2"; 20/Ctn.  
 0321499 3"; 10/Ctn.

### Male Adapter

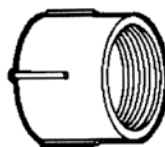
Hub x MIP. Adapts to standard female pipe threads. Teflon thread tape is recommended for threaded joints.



- 0321522 1.5"; 50/Ctn.  
 0321492 3"; 25/Ctn.

### Female Adapter

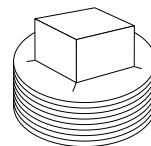
Hub x FIP. Adapts to standard male pipe threads. Teflon thread tape is recommended for threaded joints.



- 0321524 1.5"; 25/Ctn.  
 0321493 3"; 20/Ctn.

### Cleanout Plug

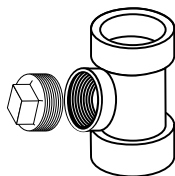
MIP. Used to form a removable closure. Threaded plugs offer a corrosion proof alternative to metal plugs. Teflon thread tape is recommended for threaded joints.



- 0321491 3"; 75/Ctn.

### Test Tee

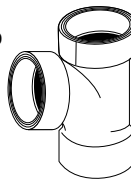
With plug. Used at the base of a vertical drain pipe (stack) to provide a cleanout opening flush with the finished wall. Teflon thread tape is recommended for threaded joints.



- 0321500 3"

### Sanitary Tee

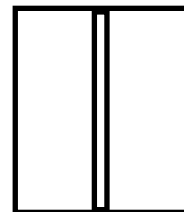
Hub x hub x hub. Used with connecting a branch line into a vertical drain pipe (stack).



- 0321508 1.5"; 50/Ctn.  
 0321507 2"; 30/Ctn.  
 0321494 3"; 15/Ctn.  
 0321810 3" x 3" x 2"; 10/Ctn.

### Coupling

Hub x hub. Used to join straight lengths of pipe.

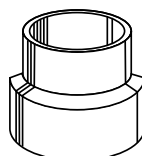


- 0321518 1.5"; 40/Ctn.  
 0321517 2"; 30/Ctn.  
 0321490 3"; 50/Ctn.  
 0321485 4"

### Reducing Coupling

Hub x hub. Used to reduce or increase pipe sizes.

- 0321515 3" x 1.5"; 30/Ctn.  
 0321514 3" x 2"; 25/Ctn.  
 0321516 2" x 1.5"; 30/Ctn.



### Long Turn Tee

H x H x H

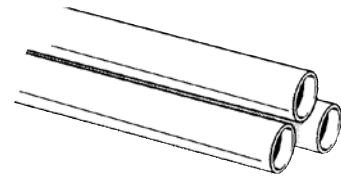
- 0320789 3"



# PVC-DWV 40 Pipe & Fittings

## PVC Schedule 40 Pressure Pipe

NSF Approved pressure pipe w/plain end. 1/2" max working pressure at 73° F - 315 PSI. 3/4" max working pressure at 73° F - 200 PSI.



**0320925** 1/2" x 20'

**0320926** 3/4" x 20'

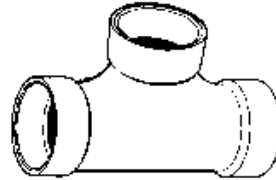
### Double Sanitary Tee



Hub x hub x hub x hub.  
**0321811** 3"; 10/Ctn.

### 2-Way Cleanout Tee

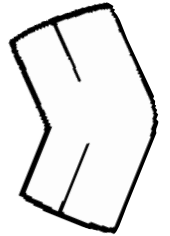
4" H x H x H. Used with a vertical pipe stack, this fitting provides for above ground level access to piping.



**0321486**

### 45° Elbow

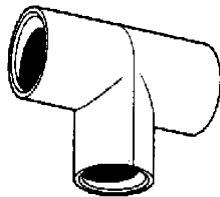
Slip x slip. Used to change direction in piping. 3/4"; 25/Ctn.



**0320914**

### Tee

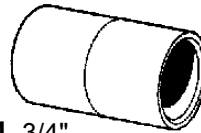
Slip x slip x slip. Used to provide a branch supply line from a main line. 25/Ctn.



**0320912** 3/4"  
**0320932** 1/2"

### Coupling

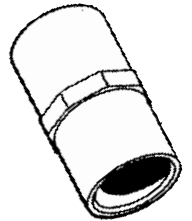
Slip x slip. Used to join lengths of pipe. S x S; 50/Ctn.



**0320904** 3/4"  
**0320927** 1/2"

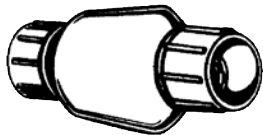
### Female Adapter

Slip x FIP. Adapts Genova pressure pipe to standard male pipe threads. Teflon joint tape is recommended for threaded joints.



**0320906** 3/4"; 25/Ctn.  
**0320928** 1/2"; 25/Ctn.

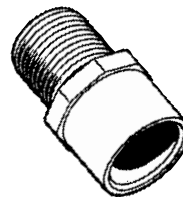
### Check Valve



**0440420** 3/4" Socket

### Male Adapter

Slip x MIP. Adapts Genova pressure pipe to standard female pipe threads. Teflon joint tape is recommended for threaded joints.



**0320908** 3/4"; 25/Ctn.  
**0320929** 1/2"; 25/Ctn.

### Reducing Bushing

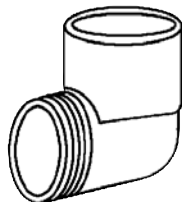
Spigot x slip. Reducing bushing inserts into fitting hub to reduce to smaller pipe size.



**0320910** 3/4" x 1/2" SP x Slip; 25/Ctn.

### 90° Street Elbow

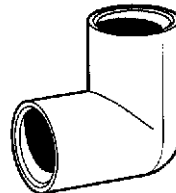
Slip x MIP. Used to change direction in piping. Adapts to standard female pipe threads. Teflon joint tape is recommended for threaded joints.



**0320918** 3/4" S x MIP


### 90° Elbow

Slip x slip. Used to change direction in piping.



**0320916** 3/4" S x S; 25/Ctn.  
**0320931** 1/2" S x S; 25/Ctn.

### Socket End Ball Valve




**0440415** 3/4"; 10/Ctn.  
**0440416** 1/2"; 10/Ctn.



# Black Iron Fittings

## Black Iron Gas Pipe Line



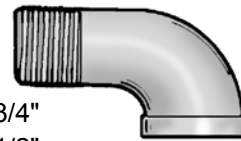
0320950 3/4" x 10'  
0320951 1/2" x 10'

## Black Iron Nipples

0167101 1/2" x 3" Nipple  
0167102 1/2" x 4" Nipple  
0167105 3/4" x Close Nipple  
0167106 3/4" x 3" Nipple  
0167107 3/4" x 4" Nipple  
0167108 3/4" x 6" Nipple  
0167109 3/4" x 8" Nipple




## Black Iron 90° Street Ell



0167118 3/4"  
0167119 1/2"

## Black Iron Reducing Coupling



0167133 3/4" x 1/2"  
0167134 1" x 3/4"

## Black Iron 90° Reducing Ell




0167115 1/2" x 3/4"

## Black Iron 90° Ell



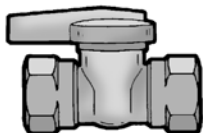
0167110 1/2"  
0167111 3/4"  
0167114 1"

## Black Iron Coupling



0167130 1/2"  
0167131 3/4"

## Black Iron Valve



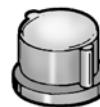
0167140 1/2"  
0167141 3/4"

## Black Iron Tee



0167125 1/2"  
0167126 3/4"

## Black Iron Cap



0167137 1/2"  
0167138 3/4"


## Plug



0167139 3/4"

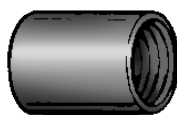
# Galvanized Fittings

## Tee



0167084 1/2"; 40/Ctn.  
0167085 3/4"; 20/Ctn.

## Coupling



0167080 1/2"; 60/Ctn.  
0167082 3/4"; 50/Ctn.

## Nipple



0167090 3/4" x 3"; 25/Ctn.  
0167092 3/4" x 4"; 25/Ctn.  
0167093 3/4" x Close; 25/Ctn.

## Adapter



0167072 1/2" MPT ; 50/Ctn.  
0167073 3/4" B X MPT

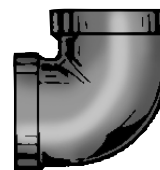
## Bell Reducer

1/2" x 3/4" FPT; 50/Ctn.



0440301

## Elbow



0167074 1/2"; 50/Ctn.  
0167078 3/4"; 35/Ctn.

## 3/4" FPT Gate Valve



**0440406** Plastic; 5/Ctn.  
**0375308** Brass; 100/Ctn.

## Stop Waste Globe Valve



3/4"; 202T0A  
**0440650** Brass

## Quick Brass Disconnect



For garden hoses.  
**0163211** Brass

## Ball Valve

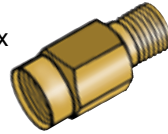
Forged brass, 3/4".



**0440401** Brass; 10/Ctn.

## Check Valve

Brass with stainless steel rings. 3/4" FPT x 3/4" MPT.



**0451612** Brass; 50/Ctn.

## Brass Check Valve

Brass with positive O-ring seals prevent water escaping in case of pressure loss in main line. 1/2" MPT x 1/2" FPT.



**0440410** Brass; 25/Ctn.

## Boiler Drain MPT Valve

3/4"; Plastic; 10/Ctn.  
**0440405**



3/4"; Brass; 144/Ctn.  
**0375306**

1/2"; Plastic; 10/Ctn.  
**0376902**

1/2"; Brass; 10/Ctn.  
**0379912**

## Check Valve

Brass 200 lb. WOG (150°F), non-shock, swing check, bronze disc, threaded ends. 3/4" FPT.



**0375310** Brass; 80/Ctn.

## 1/4" Turn Ball Valve

1/2" Insert x 1/2" Insert Brass  
**0168220**



## Long Handle Ball Valve

**0168221** 1/2" Insert x 1/2" Insert Brass  
**0168222** 3/4" Insert x 3/4" Insert Brass



# Cash-Acme Dual Backflow Preventer

Protects the primary water system (city water supply) by providing containment at the water meter. Valves function in either horizontal or vertical position and under continuous or intermittent pressure. Maximum system pressures to 175 psi and minimum pressure of 10 psi. Temperatures from 32° F to 140° F. Maximum recommended rate of flow is 30 GPM. 3/4" valve has a female threaded union inlet and a female threaded outlet. Straight-through design minimizes pressure drop. Certified under A.S.S.E. Standard 1024.



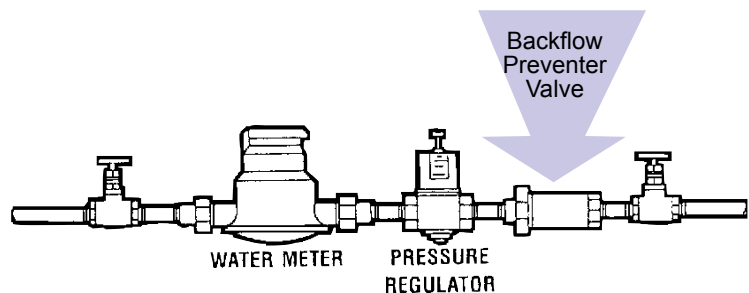
**0440425** 3/4" Type BF1

**SHOWN ON RIGHT:** Typical installation where inlet pressure exceeds 150 psi: the pressure regulator must be installed ahead of the dual check backflow preventer.

### Installation Tip:

Backflow preventer valve should be installed immediately downstream of the water meter. The type BF-1 may be installed following a domestic water pressure regulator. The valve may be installed horizontally or vertically.

*Keeps polluted water from contaminating potable water by preventing reverse flow into supply lines.*



# Barbed Fittings

## Connector



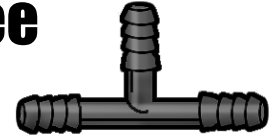
**0440204** 1/2"; 25/Ctn.  
**0441630** 3/4"; 10/Ctn.

## Elbow



**0441638** 3/4"; 10/Ctn.  
**0441643** Insert x MPT; 25/Ctn.

## Tee



**0441642** 3/4"; 10/Ctn.

## Adapter

MPT; 25/Ctn.



**0440203** 1/2"  
**0440208** 3/4"

## Pipe Hose Barbs



**0441628** 3/4" x 3/4" FPT; 15/Ctn.  
**0321621** 1/2" x 1/2" FPT; 25/Ctn.

# Qest Fittings

Qest standard pipe threaded, compression fittings for repair or add-on to any kind of existing plumbing—galvanized, copper & CPVC.

## Tees



Stock #	A	B	C	Qty.
<b>0166020</b>	1/2"	1/2"	1/2"	50/Ctn.
<b>0166021</b>	3/4"	3/4"	1/2"	50/Ctn.
<b>0166022</b>	3/4"	3/4"	3/4"	50/Ctn.
<b>0166023</b>	3/4"	1/2"	3/4"	50/Ctn.
<b>0166025</b>	3/4"	1/2"	1/2"	50/Ctn.
<b>0166027</b>	1/2"	1/2"	3/4"	50/Ctn.
<b>0167044</b>	1"	1"	1"	10/Ctn.
<b>0167046</b>	1"	1"	3/4"	10/Ctn.
<b>0167048</b>	1"	3/4"	1"	10/Ctn.
<b>0167049</b>	1"	3/4"	1/2"	10/Ctn.
<b>0167050</b>	1"	3/4"	3/4"	10/Ctn.
<b>0166090</b>	1"	1"	1/2"	10/Ctn.

## Nuts



For 3/8" OD, 1/4" ID, 1/2" FPT; 100/Ctn.

**0166052**

For 1/2" OD, 3/8" ID, 1/2" FPT; 100/Ctn.

**0166053**

For 5/8" OD, 1/2" ID, 3/4" FPT; 100/Ctn.

**0166054**

For 7/8" OD, 3/4" ID, 1" FPT; 25/Ctn.

**0167060**

## Male Couplings



\* 3/8" & 1/4" standard pipe thread adapts to pumps & appliances

**0166030** 1/2" x 1/2"; 100/Ctn.

\***0166033** 3/4" x 3/4"; 50/Ctn.

\***0166035** 3/4" x 1/2"; 50/Ctn.

\***0167058** 1" X 1"; 25/Ctn.

\***0167059** 1" x 3/4"; 25/Ctn.

\***0166091** 1" x 1-1/2"; 25/Ctn.

## Nut, Ring & Cone Kit



Each kit contains 100 nuts, cones & rings. Flare nuts for both 3/8" OD and 1/2" OD tubing have 1/2" thread size fittings. Flare nuts for 5/8" OD tubing have 3/4" standard pipe threads to fit 3/4" thread size fittings.

**0166070** 3/8" OD, 1/4" ID

**0166071** 1/2" OD, 3/8" ID

**0166072** 5/8" OD, 1/2" ID

## Elbows



\***0166024** 1/2" x 1/2"; 100/Ctn.

\***0166026** 1/2" x 3/8"; 100/Ctn.

\***0166029** 3/4" X 3/4"; 50/Ctn.

\***0167052** 1" x 1"; 25/Ctn.

\***0167054** 1" x 3/4"; 25/Ctn.

\* 3/8" & 1/4" standard pipe thread adapts to pumps & appliances

## Cones



**0166055** 3/8" OD, 1/4" ID; 100/Ctn.

**0166056** 1/2" OD, 3/8" ID; 100/Ctn.

**0166057** 5/8" OD, 1/2" ID; 100/Ctn.

**0167064** 7/8" OD, 3/4" ID; 25/Ctn.

## Street Elbows



1/2" F. 50/Ctn.

**0166096** 1/2" M

**0166097** 3/4" M

## Test Caps



**0166040** 1/2" F

**0166037** 3/4" F

100/Ctn.

## Test Plugs



**0166094** 1/2" M

**0166095** 3/4" M

100/Ctn.

# Qest Fittings *continued*

Qest standard pipe threaded, compression fittings for repair or add-on to any kind of existing plumbing—galvanized, copper & CPVC.

## Male/Female Adapters



**0167056** 3/4" M x 1/2" F; 50/Ctn.  
**0167057** 1" M x 3/4" F; 50/Ctn.

## Drop Ear Elbows



**0166098** 1/2" M x 1/2" F; 50/Ctn.  
**0166099** 3/4" M x 1/2" F; 50/Ctn.

## Water Line Clamps



**0166105** 5/8" OD, 1/2" ID; 100/Ctn.

## Female Couplings



**0166039** 3/4" F x 3/4" F; 50/Ctn.  
**0166044** 1/2" F x 1/2" F; 100/Ctn.

## Angle Stop Valve



**0166109** 1/2" M x 1/2" M; 10/Ctn.

## Drain Valve

10/Ctn.



**0166112** 1/2" F x HT  
**0440626** 1/2" M x HT  
**0166113** 3/4" M x HT

## Straight Stop Valve



10/Ctn.

**0440620** 1/2" F x 1/2" M  
**0440622** 1/2" M x 1/2" M  
**0166111** 3/4" M x 1/2" M

## Globe Valve

10/Ctn.



**0440632** 3/4" M x 3/4" M

## Rings



100/Ctn.

**0166058** For 3/8" OD, 1/4" ID  
**0166059** For 1/2" OD, 3/8" ID  
**0166060** For 5/8" OD, 1/2" ID  
**50/Ctn.**  
**0167062** For 7/8" OD, 3/4" ID

# Uponor PEX Tubing

Uponor first introduced the world to crosslinked polyethylene (PEX) tubing in the early 1970s. With more than 30 years of service — longer than any other PEX manufacturer in North America — Uponor PEX is the fastest-growing choice for residential and commercial plumbing systems, thanks to its powerful, inherent advantages over metallic and rigid-plastic piping.

### Features

- Smallest bend radius
- Tested and proven for over 30 years
- Most flexible tubing
- Least likely to kink
- Maintenance free
- Highest degree of crosslinking

### Advantages

Uponor PEX is the clean, green and healthy alternative — no solder, nor torches, no fluxes or solvents. All connections are made with engineered fittings that, when properly installed, are leak-resistant and will last the life of the system.

Uponor PEX is lightweight and flexible, requiring substantially fewer fittings than copper or rigid-plastic systems, so it installs more easily and efficiently.

Uponor PEX is quiet, with no pipe noise or water hammer. Uponor PEX also features low thermal transfer, so it is virtually sweat-free in most environments.

Uponor PEX is durable. The superior makeup of our PEX makes it resistant to freezing and to aggressive water and soils — the kinds of problems that cause metal systems to fail prematurely.

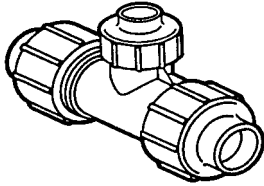
Wirsbo AQUAPEX® Tubing

The tubing is UL listed for use in residential fire protection systems.



**0165106** 3/4" ID x 20'  
**0165105** 1/2" ID x 20'  
**0165102** 3/4" ID x 100'  
**0165101** 1/2" ID x 100'  
**0165100** 3/8" ID x 100'

## Reducing Tee

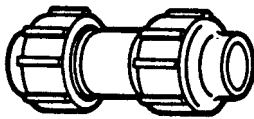


Used to provide a branch from a main line and is designed to join to PEX, copper or CPVC tubing. 3/4" ID - 7/8" OD" x 3/4" ID - 7/8" OD" x 1/2" ID - 5/8" OD"; 10/Box.

**0166211**

## Coupling

Designed to join PEX, copper or CPVC tubing.




**0166202** 1/4" ID - 3/8" OD"; 20/Box

**0166203** 1/2" ID - 5/8" OD"; 20/Box

**0166204** 3/4" ID - 7/8" OD"; 20/Box

## Male Adapter

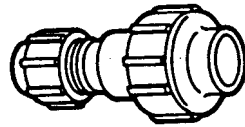


Designed to adapt from metal female pipe thread to PEX, copper or CPVC tubing on the **COLD WATER SIDE ONLY** of a hot and cold water supply system. Where hot or changing temperatures are likely, utilize the recommended Genova Universal Transition Male Adapter in conjunction with a Genova Universal Coupling. Teflon tape is the accepted method of sealing pipe threads on CPVC fittings. Do not use other materials or compounds unless specifically approved by the manufacturer.

**0166207** 1/2" ID - 5/8" OD"; 20/Box

**0166208** 3/4" ID - 7/8" OD"; 20/Box

Specifications Subject to Change without Notice



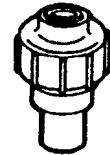
## Reducing Coupling

Joins 1/2" PEX, copper or CPVC tubing to 3/8" PEX, copper or CPVC tubing.

**0166212** 1/2" ID - 5/8" OD" x 1/4" ID - 3/8" OD"; 20/Box

## Reducing Assembly

Allows any fitting hub to be reduced to accept PEX, copper or PVC tubing. Used where line is reduced in size.



**0166222** 3/4" ID - 7/8" OD" x 1/2" ID - 5/8" OD"; 10/Box

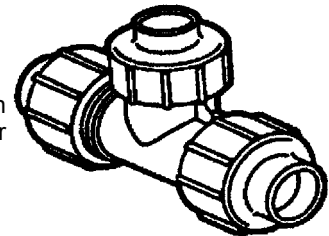
**0166223** 1/2" ID - 5/8" OD" x 3/8" ID - 1/2" OD"; 10/Box

## Tee

This fitting is used to provide a branch from a main line and is designed to join with to PEX, copper or CPVC tubing.

**0166209** 1/2" ID - 5/8" OD"; 10/Box

**0166210** 3/4" ID - 7/8" OD"; 10/Box

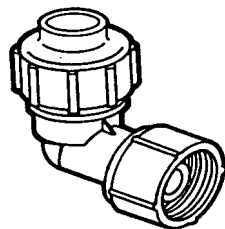
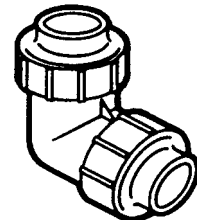


## 90° Elbow

Used to change the direction in piping and is designed to join with to PEX, copper or CPVC tubing.

**0166213** 1/2" ID - 5/8" OD"; 20/Box

**0166214** 3/4" ID - 7/8" OD"; 10/Box



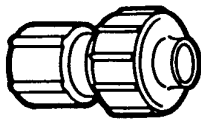
## 90° Swivel Elbow

Allows a direct 90° connection between 5/8" OD PEX, copper or CPVC tubing and male running threads on faucet. Has a cone washer inside female end to achieve seal.

**HAND TIGHTEN ONLY!** This fitting seals by means of a gasket and the use of joint compound or Teflon tape is neither necessary nor recommended.

**0166215** 1/2" ID - 5/8" OD"; 20/Box

## Female Adapter

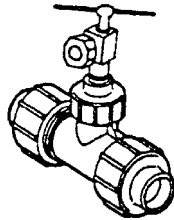


Designed to adapt from metal male pipe thread to PEX, copper or CPVC tubing.

**HAND TIGHTEN ONLY!** This fitting seals by means of a gasket and the use of joint compound or Teflon tape is neither necessary nor recommended.

- 0166205** 1/2" ID - 5/8" OD"; 20/Box
- 0166206** 3/4" ID - 7/8" OD"; 20/Box

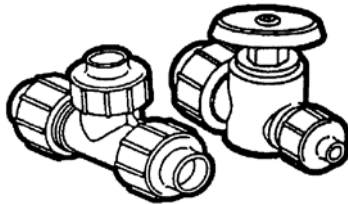
## Ice Maker Kit



Kit consists of a 5/8" OD tee and 1/4" OD valve assembly for use in hooking up any appliance served by 1/4" OD tubing.

**0166220**

## Dishwasher Hookup Assembly



Includes: Tee 1/2" OD x 5/8" (0166209: used to provide a branch from a main line and is designed to join with to PEX, copper or CPVC tubing) CPVC Connect Tube 5/8" OD x 3" Straight Supply Valve (0166224: adapts mechanically and is used where toilet, vanity or sink water supply piping comes through the wall. Designed to join PEX, copper or CPVC tubing) Olefin Riser 3/8" OD x 1/4" ID X 60"

**0166227**

## Replacement O Rings




**0166225** Black Plastic

I-39

## Line Valve

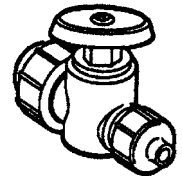
This unique valve mechanically joins water supply tubing utilizing a special locking ring and an elastomeric seal. It can be used to join PEX, copper or CPVC tubing. 10/Box.



- 0166200** 5/8" ID - 1/2" OD"
- 0166201** 3/4" ID - 7/8" OD"

## Straight Supply Valve

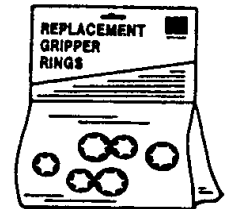
Adapts mechanically and is used where toilet, vanity or sink water supply piping comes through the wall. Designed to join PEX, copper or CPVC tubing. 10/Box.



**0166224** 1/2" ID x 5/8" OD" x 1/4" ID

## Metal Gripper Rings

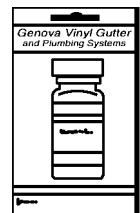
For replacement purposes in Genova's Universal Fittings. 2 gripper rings of each size are included in each bag: 1/4", 1/2", 3/4" OD; 20/Box/



**0166221**

## All Purpose Seal Lubricant

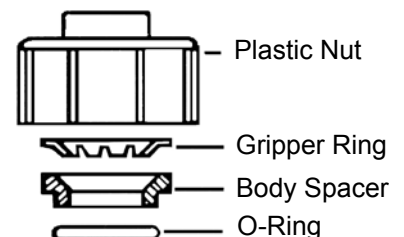
Used as a lubricant with Genova Universal fittings for ease in application. 1 oz.



**0180102**

### IMPORTANT:

Note the order in which each of the component parts are installed in the Universal Fitting hand-tightened nut. Be sure all parts are present and in this order before installing.

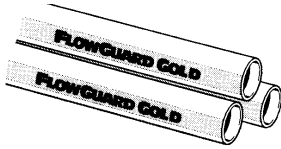


# CPVC Pipe & Fittings

## CPVC Pipe

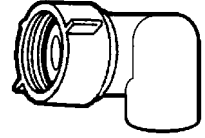
FlowGuard Gold offers superior resistance to cold and 6 times the impact resistance of regular CPVC. Manufactured for use with CPVC CTS fittings for hot or cold water applications. Complies with ASTM D2846. Working pressure: 100 psi at 180°, 400 psi at 73°F.

**FLOWGUARD GOLD™**



- 0166125** 1/2" x 10'
- 0166126** 3/4" x 10'

## Swivel Elbow w/ Solvent Weld Socket



Allows a direct 90° connection between CPVC tubing and female running threads on faucet. Has a cone washer inside female end to achieve seal.

- 0166135** 1/2" x 3/4" FPT

## Tees



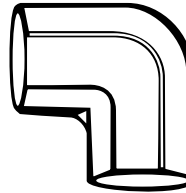
- 0166117** 1/2"
- 0166118** 3/4"
- 0166119** 3/4" x 1/2" x 1/2"
- 0166120** 3/4" x 3/4" x 1/2"

## 45° Elbows



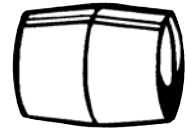
- 0166133** 3/4"

## 90° Elbows



- 0166115** 1/2"
- 0166116** 3/4"

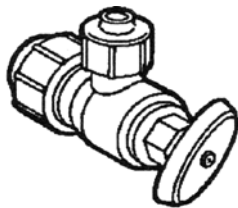
## Couplings



- 0166121** 1/2"
- 0166122** 3/4"

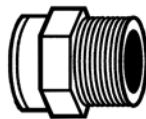
## Stop Angle Valve

CPVC x OD Compression



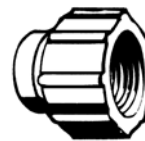
- 0166130** 1/2" x 3/8"

## Male Adapter



- 0166101** 1/2"
- 0166124** 3/4"

## Female Adapter



- 0166102** 1/2"
- 0166123** 3/4"


## Reducing Bushing



Used to reduce from fitting socket to CPVC tubing.

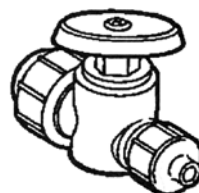
- 0166134** 3/4" x 1/2"

## Stop & Waste



- 0166127** CPVC x CPVC 1/2"
- 0166128** CPVC x CPVC 3/4"

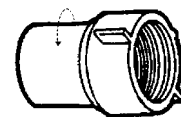
## Stop Straight Valve



CPVC x OD Compression

- 0166131** 1/2" x 3/8"

## Swivel Adapter



- 0166136** 1/2" x 3/4"

# Fail-safe Fittings for PEX

Fail Safe components are NOT interchangeable with polybutylene or any other insert and crimp components even though they have been designed for use with the same crimp tools and gauges.

This insert and crimp system is designed to help a professional plumber make permanent, tightly sealed, leakproof connections in a properly-functioning PEX hot and cold water distribution system or to repair any existing system.

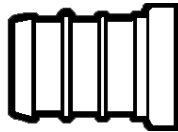
## Black Copper Crimp Rings

- 0168200** For 3/8" Tubing; 100/Ctn.  
**0168201** For 1/2" Tubing; 100/Ctn.  
**0168202** For 3/4" Tubing; 100/Ctn.



## Brass Test Plug

- 168223** 1/2" Insert; 100/Ctn.  
**168224** 3/4" Insert; 50/Ctn.



## Transition Couplings

- 0168216** 1/2" PB x 1/2" PEX; 100/Ctn.  
**0168217** 3/4" PB x 3/4" PEX; 100/Ctn.



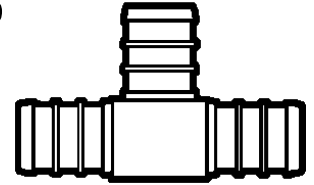
## Crimping Tool



- 0168107** For 1/2" Tubing  
**0168109** For 3/4" Tubing

## Insert Tees

Insert x insert x insert.



- 0168213** 3/8" x 3/8" x 3/8" Tee; 50/Ctn.  
**0168214** 1/2" x 1/2" x 1/2" Tee; 25/Ctn.  
**0168215** 3/4" x 3/4" x 3/4" Tee; 25/Ctn.  
**0168248** 1/2" x 1/2" x 3/4" Reducer; 25/Ctn.  
**0168249** 3/4" x 1/2" x 1/2" Reducer; 25/Ctn.  
**0168250** 3/4" x 1/2" x 3/4" Reducer; 25/Ctn.  
**0168251** 3/4" x 3/4" x 1/2" Reducer; 25/Ctn.

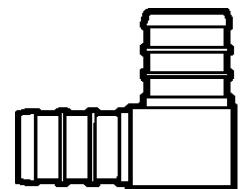
## Insert Couplers

- 0168203** 3/8" x 3/8"; 100/Ctn.  
**0168204** 1/2" x 3/8"; 100/Ctn.  
**0168205** 1/2" x 1/2"; 100/Ctn.  
**0168206** 3/4" x 1/2"; 50/Ctn.  
**0168207** 3/4" x 3/4"; 50/Ctn.



## Insert Elbows

Insert x insert.



- 0168208** 3/8" x 3/8" Elbow; 50/Ctn.  
**0168210** 1/2" x 1/2" Elbow; 50/Ctn.  
**0168211** 3/4" x 1/2" Elbow; 50/Ctn.  
**0168212** 3/4" x 3/4" Elbow; 20/Ctn.

## FlowGuard Gold 1-Step CPVC Cement

Oatey's one-step cement for CPVC is specially formulated to bond with FlowGuard Gold CPVC where all-purpose cements will not. Needs no primer, faster cure time than regular cements, low VOC, meets ASTM D-2846 & F-4 93. Exceeds environmental requirements.

- 0112630** 4 oz.; 24/ctn  
**0112631** 8 oz.; 24/ctn





# Fail-safe Fittings continued

## Ferrules



Fits 1/2" OD Riser (3/8" Nom.)  
**0168230** 100/Ctn.

Fits 5/8" OD (1/2" Nom.) Tubing  
**0168231** 100/Ctn.

## Ballcock Nut



Fits 1/4" & 3/8" Riser.

**0168227** 100/Ctn.

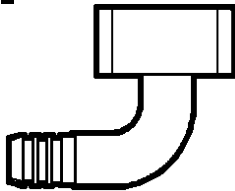
## Drop Ear Elbow

1/2" Insert x  
 1/2" MPT.



**0168246** 10/Ctn.

## Swivel Elbow



1/2" x 1/2" FPT Brass Nut;  
 25/Ctn.

**0168233**

## Cone Seals (Washers)



1/2" ID Lav cone. 100/Bag

**0168259**

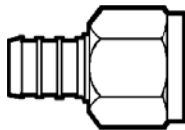
## Centerset Nuts



Fits 3/8" riser (1/2" hole). 100/Ctn.

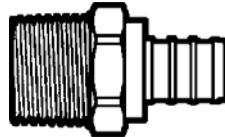
**0168226**

## Flare Swivel Adapters



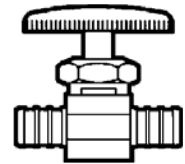
1/2" Insert x 1/2" Flare; 50/Ctn.  
**0168235**

## MPT Adapters



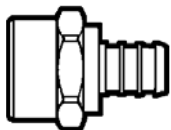
**0168236** 3/8" Insert x 1/2" MPT  
**0168237** 1/2" Insert x 1/2" MPT  
**0168238** 1/2" Insert x 3/4" MPT  
**0168239** 3/4" Insert x 1/2" MPT  
**0168240** 3/4" Insert x 3/4" MPT

## Brass Straight Stop Valve



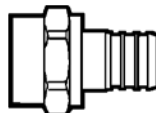
**0168220**  
 1/2" insert x 1/2" insert;  
 10/Ctn.

## FPT Adapters



25/Ctn.  
**0168241** 3/8" Insert x 1/2" FPT  
**0168242** 1/2" Insert x 1/2" FPT  
**0168243** 1/2" Insert x 3/4" FPT  
**0168244** 3/4" Insert x 3/4" FPT


## Female Swivel Adapters



**0168256** 3/4" Insert x  
 3/4" FPT; 50/Ctn.  
**0168257** 1/2" Insert x  
 1/2" FPT; 50/Ctn.  
**0168258** 1/2" Insert x  
 1/2" Closet; 10/Pk.

## Male Thread Elbows

50/Ctn.



**0168253**  
 3/8" Insert x 3/8" MPT

**0168254**  
 1/2" Insert x 3/8" MPT

**0168255**  
 1/2" Insert x 1/2" MPT



# For PEX

Throw away your crimping tools, solvent cement, torches, solder and Teflon tape—you won't need them with the Flair-It plumbing system, designed for normal hot and cold potable water applications. Extremely simple to install and reusable. Resists corrosion and scaling, with high resistance to cold temperatures. Complies with ASTM D 3309 standard.

## Installation Tips



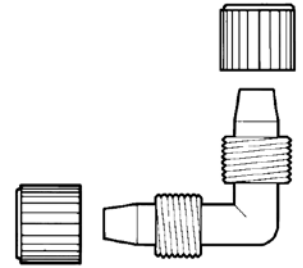
## Replacement Parts

- |                        |                           |
|------------------------|---------------------------|
| <b>164410</b> 1/2" Nut | <b>164412</b> 1/2" Washer |
| <b>164411</b> 3/8" Nut | <b>164413</b> 3/4" Washer |

## Elbows

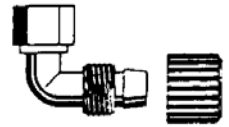
W/Flair-It connections on both ends.

- 0164300** 1/2" ID x 1/2" ID
- 0164301** 1/2" ID x 3/4" ID
- 0164302** 3/4" ID x 3/4" ID
- 0164303** 3/8" ID x 3/8" ID



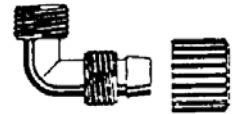
Flair-It connection x FPT.

- 0164305** 1/2" ID x 1/2" FPT
- 0164306** 3/4" ID x 3/4" FPT



Flair-It connection x MPT.

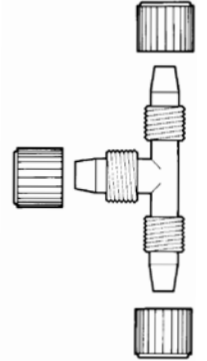
- 0164307** 1/2" ID x 1/2" MPT
- 0164308** 3/4" ID x 1/2" MPT
- 0164309** 3/4" ID x 3/4" MPT
- 0164310** 1/2" ID x 3/8" MPT
- 0164311** 1/2" ID x 3/4" MPT



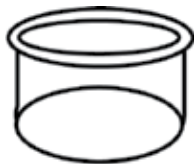
## Tee

W/three Flair-It connections.

- |                | L    | x    | R    | x    | Inside   |
|----------------|------|------|------|------|----------|
| <b>0164320</b> | 1/2" | ID x | 1/2" | ID x | 1/2" ID  |
| <b>0164322</b> | 3/4" | ID x | 1/2" | ID x | 1/2" ID  |
| <b>0164323</b> | 3/4" | ID x | 1/2" | ID x | 3/4" ID  |
| <b>0164324</b> | 3/4" | ID x | 3/4" | ID x | 1/2" ID  |
| <b>0164325</b> | 3/4" | ID x | 3/4" | ID x | 3/4" ID  |
| <b>0164326</b> | 1/2" | ID x | 1/2" | ID x | 3/8" ID  |
| <b>0164327</b> | 3/8" | ID x | 3/8" | ID x | 3/8" ID  |
| <b>0164328</b> | 1/2" | ID x | 1/2" | ID x | 1/2" MPT |



## PEX Adapter

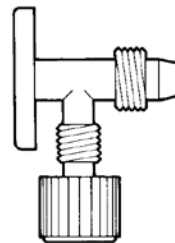


PEX adapter to gray poly pipe.

- 0164415** 3/4" PB x 3/4" PEX

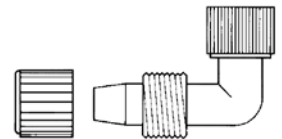
## Drain Angle Valve

A drain valve with Flair-It connections on both ends.



- 0164378** 3/8" ID x 3/8" ID
- 0164380** 1/2" ID x 1/2" ID

## Swivel Elbow



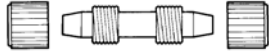
Faucet connection to Flair-It connection.

- 0164316** 3/4" ID x 3/4" FPT
- 0164317** 1/2" ID x 3/4" FPT
- 0164318** 3/8" ID x 1/2" FPT
- 0164315** 1/2" ID x 1/2" FPT

## Coupling & Adapter

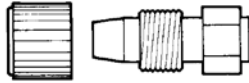
W/Flair-It connections on both ends.

- 0164336** 1/2" ID x 1/2" ID
- 0164337** 1/2" ID x 3/4" ID
- 0164338** 3/4" ID x 3/4" ID
- 0164339** 1/2" ID x 3/8" ID
- 0164340** 3/8" ID x 3/8" ID



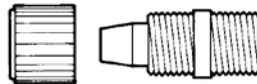
Adapters w/female pipe threads and a Flair-It connection.

- 0164341** 1/2" ID x 1/2" FPT
- 0164342** 3/4" ID x 3/4" FPT
- 0164343** 1/2" ID x 3/8" FPT
- 0164344** 1/2" ID x 3/4" FPT
- 0164345** 1/2" ID x 1/8" FPT

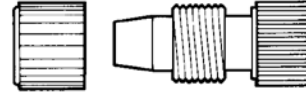


Couplings w/male pipe threads and a Flair-It connection.

- 0164346** 1/2" ID x 1/2" MPT
- 0164348** 1/2" ID x 3/8" MPT
- 0164351** 1/2" ID x 3/4" MPT
- 0164352** 3/8" ID x 1/2" MPT
- 0164347** 3/4" ID x 3/4" MPT



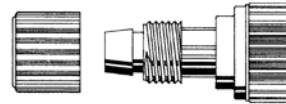
## Swivel Straight



Faucet connection to a Flair-It connection.

- 0164356** 3/4" ID x 3/4" FPT
- 0164357** 3/8" ID x 1/2" FPT
- 0164358** 1/2" ID x 3/4" FPT
- 0164355** 1/2" ID x 1/2" FPT

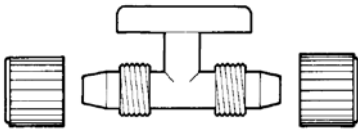
## Garden Hose Fitting



Garden hose to a Flair-It connection.

- 0164350** Adap. 1/2" ID x 3/4" Male Hose
- 0164360** Swivel Coupling 1/2" ID x 3/4" FPT

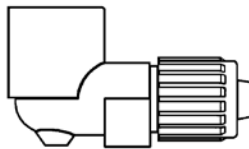
## Straight Stop Valve



Flair-It connections on both ends.

- 0164375** 3/8" ID x 3/8" ID
- 0164376** 1/2" ID x 1/2" ID

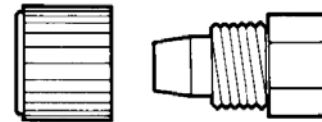
## Drop Ear Elbow



Shower & tub connection to Flair-It connection.

- 0164304** 1/2" ID x 1/2" FPT

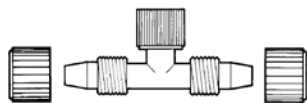
## Plug



Used to cap-off Flair-It fittings.

- 0164368** 3/8" ID x 3/8" ID
- 0164369** 1/2" ID x 1/2" ID
- 0164370** 3/4" ID x 3/4" ID

## Swivel Tee



W/female pipe thread swivel in the middle.

- 0164333** 1/2" ID x 1/2" ID x 1/2" FPT
- 0164334** 1/2" ID x 1/2" ID x 3/4" FPT

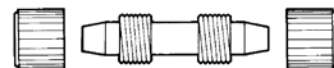
## Cap



Used to insert a plug into the end of a pipe.

- 0164365** 3/8" ID x 3/8" ID
- 0164366** 1/2" ID x 1/2" ID
- 0164367** 3/4" ID x 3/4" ID

## Transition Coupling

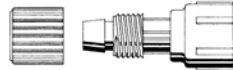


- 0164332** 3/4" Poly x 3/4" PEX

# Swivel Ballcock Adapter

Toilet connection to a Flair-It connection.

- 0164359** 1/2" ID x 3/4" FPT
- 0164361** 3/8" ID x 3/4" FPT



# Flair-It Wrench

Molded wrench allows you to reach small, hard-to-access places.

- 0381500** 3/8" & 1/2"
- 0381501** 1/2" & 3/4"



# Washing Machine Valve



- 0164404** 1/2 ID

# Compression Stop Valve




- 0164372** 1/2" x 3/8"

# Compression Angle Valve



- 0164373** 1/2" x 3/8"

# 3-Way Valve



- 0164397** 1/2" P x 1/2" P x 1/2" P
- 0164398** 1/2" P x 1/2" MPT x 1/2" P

# Dishwasher Hook-Up Kit

Each kit contains one each:  
Straight Stop Valve, 1/2" P x 1/2"P  
Male Elbow, 1/2" P x 3/8" MPT with Tapered Threads  
Tee, 1/2" P x 1/2" P x 1/2" P

- 0164390**

# Flair-It Dealer Starter Kits

## 1/2" Dealer Starter Kit

Each kit contains the following in a corrugated box:.....QTY

Tee (nuts included).....	1/2 P x 1/2 P x 1/2 P.....	10
Elbow (nuts included).....	1/2 P x 1/2 P.....	20
Coupling (nuts included).....	1/2 P x 1/2 P.....	20
Male Pipe Adapter (nuts included).....	1/2 P x 1/2 MPT.....	20
Tee (nuts included).....	1/2 P x 1/2 P x 3/8 P.....	10
Straight Stop Valve (nuts included).....	1/2 P x 1/2 FPT Swivel.....	10
Elbow Swivel (nuts included).....	1/2 P x 1/2 FPT Swivel.....	10
Cap.....	1/2 FPT.....	10
Female Pipe Adapter (nuts included).....	1/2 P x 1/2 FPT.....	10

- 0164383\***

## 3/4" Dealer Starter Kit

Each kit contains the following in a corrugated box:.....QTY

Elbow (nuts included).....	3/4 P x 3/4 P.....	20
Tee (nuts included).....	1/2 P x 1/2 P x 3/4 P.....	10
Tee (nuts included).....	3/4 P x 1/2 P x 3/4 P.....	10
Tee (nuts included).....	3/4 P x 3/4 P x 3/4 P.....	10
Coupling (nuts included).....	3/4 P x 3/4 FPT Swivel.....	10
Male Pipe Adapter (nuts included).....	3/4 P x 1 1/4 MPT.....	10
Ballcock Adapter (nuts included).....	1/2 P x 3/4 FPT Swivel.....	10
Coupling (nuts included).....	3/4 P x 3/4 P.....	10

- 0164385\***

## Mixed Dealer Starter Kit

Each kit contains the following in a corrugated box:.....QTY

Elbow.....	1/2 P x 1/2 P.....	10
Drop Ear.....	1/2 P x 1/2 FPT.....	10
Swivel Elbow.....	1/2 P x 1/2 FPT.....	10
Tee.....	1/2 P x 1/2 P x 1/2 P.....	10
Tee.....	1/2 P x 1/2 P x 3/8 P.....	10
Coupling.....	1/2 P x 1/2 P.....	10
Female Adapter.....	1/2 P x 1/2 FPT.....	10
Male Adapter.....	1/2 P x 1/2 MPT.....	10
Coupling.....	3/4 P x 1/2 P.....	10
Swivel Straight.....	1/2 P x 1/2 FPT Sw.....	10
Elbow.....	3/4 P x 3/4 P.....	10
Tee.....	3/4 P x 1/2 P x 1/2 P.....	10
Tee.....	3/4 P x 3/4 P x 1/2 P.....	10
Tee.....	3/4 P x 3/4 P x 3/4 P.....	10
Coupling.....	3/4 P x 3/4 P.....	10
Ball Adapter.....	1/2 P x 3/4 BCT Sw.....	10
Straight Valve.....	1/2 P x 1/2 P.....	10
PB Adapter.....	3/4 P x 3/4 P.....	10
PEX Tubing.....	3/8" x 5'.....	10
PEX Tubing.....	1/2" x 5'.....	10
PEX Tubing.....	3/4" x 5'.....	10
PEX Tubing.....	1/2" x 100'.....	1
4 Drawer Bin.....	(263136).....	2
5 Drawer Bin.....	(263135).....	2
Header Card.....	.....	1

- 0164386\***

\* Tilt bins and Flair-It Display Poster available on page I-46

# Flair-It™ For PEX

## Flair-It Display Poster

Four color sign explaining the Flair-It system is available at no cost!



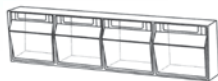
**0263137** Flair-It Display Poster  
Gondola above is not included in any of these kits. (Kits found on Page 45)

## Tilt Bins

These are the same bins shown above in the Flair-It display gondola

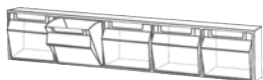
Transparent, tilt-out multi-purpose storage system:

- freestanding or wall-mountable
- bins are removable
- bin tags included
- two sizes available
- unique interlocking design lets you mix and match rows of 4- and 5-drawer bins



**0263136**

4 Drawers w/Tags



**0263135** 5 Drawers with Tags

Specifications Subject to Change without Notice



Our SharkBite® Push-Fittings™ are the easiest way to join copper, CPVC, or PEX pipe in any combination. No soldering, clamps, unions or glue.



Stock #	Description
<b>0161500</b>	1/2X1/2 STRAIGHT COUPLING
<b>0161501</b>	3/4X3/4 STRAIGHT COUPLING
<b>0161502</b>	1/2X1/2 FNPT STRGHT CONNECTOR
<b>0161503</b>	3/4X3/4 FNPT STRGHT CONNECTOR
<b>0161504</b>	1/2X1/2 MNPT STRGHT CONNECTOR
<b>0161505</b>	3/4X3/4 MNPT STRGHT CONNECTOR
<b>0161506</b>	1/2X1/2 ELBOW
<b>0161507</b>	1/2X1/2X1/2 TEE
<b>0161508</b>	1/2 END STOP
<b>0161510</b>	DISCONNECT CLIP 3/4"
<b>0161511</b>	DISCONNECT CLIP 1/2"
<b>0161524</b>	DISCONNECT CLIP 3/8"
<b>0161512</b>	1/2X1/2 BALL VALVE
<b>0161513</b>	3/4X3/4 BALL VALVE
<b>0161514</b>	3/4X3/4 ELBOW
<b>0161515</b>	3/4X3/4X3/4 TEE
<b>0161516</b>	BITE 3/4X3/4X1/2 REDUCING TEE
<b>0161517</b>	1/2 X 3/4 FNPT CONNECTOR
<b>0161518</b>	1/2 X 3/4 MNPT CONNECTOR
<b>0161519</b>	3/4 X 1/2 REDUCING
<b>0161520</b>	3/4 X 1/2 ELBOW
<b>0321555</b>	3/4 HOSE VACUUM BREAKER
<b>0161521</b>	3/8 COUPLING
<b>0161522</b>	3/8 ELBOW
<b>0161523</b>	3/8 TEE
<b>0440012</b>	3/4 X 24" WTR HTR SUPPLY CONN

Outdoor Improvements  
Anchors & Set-Up Material  
Doors & Windows  
Coatings & Cleaners  
Appliances  
Tools & Hardware  
Carpet & Flooring  
Electrical  
Plumbing  
Towing & Safety  
Heating & Cooling

Outdoor Improvements  
 Anchors & Set-Up Material  
 Doors & Windows  
 Coatings & Cleaners  
 Appliances  
 Tools & Hardware  
 Carpet & Flooring  
 Electrical  
 Plumbing  
 Towing & Safety  
 Heating & Cooling

# Anderson Metals - Copper & Brass Fittings

## Flare Nuts, Long

0160322 3/8"  
 0160333 1/2"  
 0160344 5/8"



## Flare Sealing Caps

0160221  
 0160232



## Swivel Flare Nut Couplings

0161921 3/8" FL x 3/8" FL  
 0161932 1/2" FL x 1/2" FL



## Flare to 3/4" FHT

0162321



## Flare/Flare Unions

0160522 3/8"



## Flare/Flare Elbows

0161321 3/8"




## Heavy Forged Nuts

0168015 3/8"



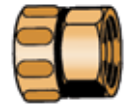
## Flare to FPT Elbows

0161235 1/2" FL x 3/4" FPT



## Swivel Connectors

0162751 0162752



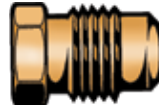
## Flare/MPT Elbows

0161122 3/8" x 3/8"



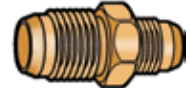
## Flare Plug

0162407 3/8"




## Reducing Flare Union

0160631 1/2" x 3/8"; 25/Ctn.




## Male Adapter Insert

0161325 3/4"



## Close Nipple

0161367 3/4"

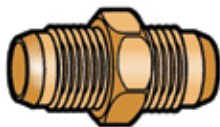


## Hex Nipple

0161326 3/4"




## Flare to MPT Couplings




0161022 3/8" FL x 3/8" MPT  
 0161023 3/8" FL x 1/2" MPT  
 0161024 3/8" FL x 3/4" MPT  
 0162414 1/2" FL x 3/8" MPT  
 0161036 1/2" FL x 1/2" MPT  
 0161037 1/2" FL x 3/4" MPT

## Flare to FPT Couplings



0162203 5/8" FL x 3/4" FPT  
 0160922 3/8" FL x 1/2" FPT  
 0160923 3/8" FL x 3/4" FPT  
 0160935 1/2" FL x 1/2" FPT  
 0160936 1/2" FL x 3/4" FPT  
 0160937 3/4" FL x 3/4" FPT

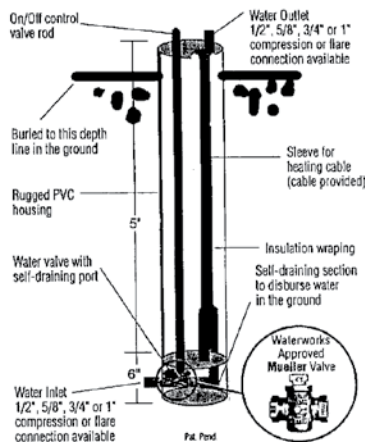
## Copper Tubing



0165121 3/8 OD, 50'  
 0165132 1/2 OD, 50'  
 0165133 5/8 OD, 50'

# WaterRise® Water Shut-Off

- ▶ Premade to save you time and money
- ▶ Self-contained in tough PVC case
- ▶ Insulation and heating cable protect against the cold
- ▶ All copper pipe and rugged Mueller valves
- ▶ 5-year guaranteed replacement of parts or complete unit
- ▶ American made
- ▶ Self-draining
- ▶ Surface shut-off



Special Order Only

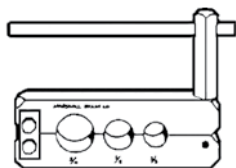
## Brushes

- 0112617 1-1/2"; 36/ctn
- 0112618 3"; 12/ctn



## Universal 3-in-1 Crimping Tool

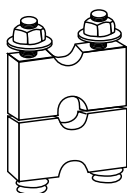
One tool for all ring sizes  
3/8", 1/2" and 3/4".



0168106

## 2-in-1 Crimping Tool

Compact and affordable for hard to reach places.



0168001 1/2" x 3/4"

## Ratchet-Style Pipe Cutter

Easily cuts through PVC pipe up to 1". Ratchet-action requires minimal pressure. Molybdenum stainless steel blade will not rust or break and lasts twice as long as most other cutters.



- 0380250 Cutter
- 0380251 Replacement Blades

## Pipe Thread Tape

Chemically inert, withstands alkalis, acids, oil and solvents. Temperature range: -400°F to -600°F. 1/2" x 260". 200/ctn



0360410

## Pipe & Tube Hanger Straps

**Plated Steel Hanger Straps w/Holes:**

Sturdy steel strapping with alternating bolt & nail holes. 3/4" wide.

- 0262602 3/4" x 100'; 5/ctn
- 0262604 3/4" x 10'; 25/ctn

**Plastic Hanger Straps w/Holes:**

3/4" plastic strapping, non-corrosive w/holes. Packed in dispenser box.

- 0262600 3/4" x 50'; 20/ctn
- 0262601 3/4" x 100'; 20/ctn



## Oetiker Clamp Master Ratchet Pinchers

It is imperative that all Oetiker eared clamps be closed according to specifications in order to be 100% effective. Oetiker's Clamp Master Ratchet Pinchers are light in weight, but with a heavy-duty action that provides the needed leverage to close the ears on the stainless steel clamps.



0380255

## Oetiker Stepless™ Ear Clamps

For those hard to get to places for a sure no-leak repair or installation. The patented "step-less" design provides a 360° seal around the pipe. 100/ctn



- |                |      |                 |
|----------------|------|-----------------|
| <b>For PEX</b> |      | <b>For POLY</b> |
| 0167063        | 3/8" | 0167069         |
| 0167065        | 1/2" | 0167070         |
| 0167066        | 3/4" |                 |

## Boss Biggies Abrasive Wipes

Dual sided abrasive wipes clean paint, adhesives, oils and more from hands, tools and surfaces. 80 wipes / tub



0181401

## All Purpose Cement

Heavy-bodied clear cement for use on ABS, PVC, and CPVC pipe and fittings up to 12" in diameter. Flows freely and provides a thick layer. Helps fill gaps in larger diameter pipe and joints.



- 0112609** 4 oz.; 24/ctn
- 0112610** 8 oz.; 24/ctn
- 0112615** 16 oz.; 24/ctn
- 0112611** 32 oz.; 12/ctn

## FlowGuard Gold 1-Step CPVC Cement

Oatey's one-step cement for CPVC is specially formulated to bond with FlowGuard Gold CPVC where all-purpose cements will not. Needs no primer, faster cure time than regular cements, low VOC, meets ASTM D-2846 & F-4 93. Exceeds environmental requirements.



- 0112630** 4 oz.; 24/ctn
- 0112631** 8 oz.; 24/ctn

## ABS-To-PVC Transition Green Cement

Medium-bodied green-colored cement for use in joining ABS to PVC in non-pressure transition joints. All schedules up to 6" dia. pipe and fittings. Recommended application temperature 40°F to 110°F. Meets ASTM D-3138.



- 0112613** 16 oz.; 6/ctn

## Pipe Joint Compound

Non-toxic, fast-set, non-hardening paste lubricates and seals threaded joints. Use on water, natural gas, steam and air lines.

- 0112801** 2 oz. Tube; 12/ctn
- 0112901** 4 oz. with Brush; 12/ctn



## ABS Cement

Medium-bodied black cement for use on ABS pipe and fittings up to 6" in diameter. For all pressure and non-pressure applications.



- 0112619** 4 oz.; 24/ctn
- 0112612** 16 oz.; 24/ctn
- 0112620** 8 oz.; 24/ctn
- 0112621** 32 oz.; 12/ctn

## PVC Cement

Regular-bodied clear cement for PVC pipe and fittings up to 3" dia. Use on Schedule 40 and Schedule 80 potable water pressure pipe, gas, conduit, drain waste and vent pipe. Flows freely, sets-up quickly. Apply at temperatures 40° - 90° F. NSF and UPC approved. Exceeds ASTM D-2564.



- 0112614** 4 oz.; 24/ctn

## Cold Weather Cement

Medium bodied clear cement for use on PVC pipe and fittings up to 6" dia. Formulated for fast initial set up at temperatures down to -5° F to 100° F Sch. 40 and Sch. 80. Non-pressure, DWV, up through 4" diameter, no primer needed where local codes permit. Recommended for all grades and types of PVC pipe and fittings, potable water, pressure pipe, gas, conduit and DWV. Meets ASTM D-2564.



- 0112625** Pint; 24/ctn

## Rain-R-Shine

Fast-setting blue PVC cement for solvent welding under damp or wet conditions; effective when quick pressurization is needed. Ideal for sprinkler or pool installations.



- 0112607** 16 oz.; 24/ctn

## Purple Primer/Cleaner

All purpose primer/cleaner for PVC/CPVC pipe and fittings. Purple tint tells you primer has been used. Removes surface dirt, grease and grime; also softens pipe surface to allow for a fast and permanent solvent weld. Flows freely, evaporates quickly.



- 0112616** 8 oz.; 24/ctn
- 0112622** 32 oz.; 12/ctn

## Clear Cleaner

A clear cleaner recommended for use on ABS, PVC and CPVC pipe and fittings, all schedules and diameters. A fast-acting cleaner to remove surface dirt, grease and grime. Flows freely and evaporates quickly. Apply at temperatures 40°F to 100°F.



- 0112640** 8 oz.; 24/ctn

## Plumber's Putty



- 0112645** 14 oz.




## CAMCO Antifreeze

Protect your potable water system from freeze damage. Camco antifreezes inhibit fouling and corrosion while preventing algae growth. They also help in lubricating pumps and valves throughout the system. Choose a temperature-specific product designed for your winterizing needs. Safe and tasteless.




- 0190602** Freeze Ban -50
- 0190601** Winter Ban -50
- 0190603** Arctic Ban -50  
(PG/Ethyl Alcohol Blend)



## Blow Out Plugs

To remove water from lines, screw into water intake fitting and apply air pressure.



- 0192010** Plastic; 50/ctn
- 0192011** Brass; 50/ctn

## Hand Pump

Easily, economically installs anti-freeze. One end of adapter hose fits over faucet; pump fits into anti-freeze bottle with other end of tube over pump inlet.



- 0192005** 10/ctn

## Fiberglass Pipe Insulation Kit

Frost King Fiberglass Pipe Insulation Kit, comes with 25' plastic vapor barrier.

- 1.6 R-Value. Package covers
  - 17' of 1/2" Pipe
  - 12' of 3/4" pipe
  - 10' of 1" pipe.

For either hot or cold water pipes.  
Made In USA.

- 0270801** 3" x 1/2" x 25' roll.



## Pow-R Wrap

A strong, heat resistant, permanent and economical repair. Works on virtually every kind of pipe and hose. Pow-R Wrap is a complete, self contained kit that includes a resin impregnated fiberglass tape in foil bag, Pow-R Stick epoxy putty to enhance repairs, 1 pair of protective gloves and complete installation instructions.

- \* Water activated fiberglass wrap
- \* Holds up to 600 PSI
- \* Works on wet, dirty or corroded surfaces
- \* Safe for drinking water system repairs



- 0270600** 2" x 48" to repair up to 1" diameter pipe
- 0270601** 3" x 132" to repair from 1/4" to 3" dia. pipe

## Go-Aerosol Primer Cleaner w/cement

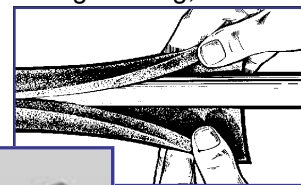
Spray weld. Multi-purpose, one step primer cleaner and cement.

- 0112600** Primer cleaner & ABS/PVC. 11oz.
- 0112603** Primer cleaner & ABS/PVC. Green. 11oz.
- 0112602** Primer cleaner & ABS/PVC/CPVC. 4.5oz.



## Pre-Slit Tubular

Single step foam pipe insulation with half-slit to easily slip over pipe. Self-closing so you need no tape. Flexible for easy bending. 6' long, bulk.



### 3/8" THICK WALL

- 0270525** 1/2" Copper or 1/4" Iron pipes
- 0270526** 3/4" Copper or 1/2" Iron pipes
- 0270527** 1-1/4" Copper or 1" Iron pipes

### 1/2" THICK WALL

- 0270523** 1/2" Copper or 1/4" Iron pipes
- 0270524** 3/4" Copper or 1/2" Iron pipes

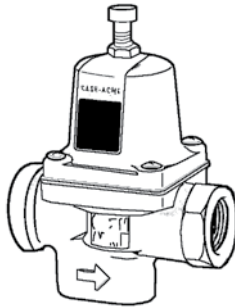
### 1" THICK WALL - R 6.4

- 0270495** 1" Copper pipes

## Pressure Regulators

### Cash-Acme EB-75 Compact

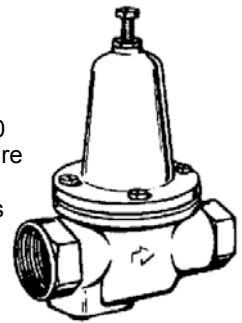
Fully pressure-balanced piston, automatically reduces and regulates high inlet pressures down to 45 psi at standard factory setting. Built-in back pass check which operates independently of the regulator, allowing water to flow back through the regulator in cases of thermal expansion caused by hot water heating devices. Iron body, threaded connections, iron spring chamber, brass piston and seat ring. EP rubber seat disc and diaphragm and a inbuilt brass strainer screen.



**0451001** 3/4"

### Watts N250

Stainless steel seat, integral strainer. Unitized construction. High temperature resisting diaphragm for hot or cold water. For supply pressures up to 250 lbs. Adjustable reduced pressure range 30-60 lbs. Standard setting 50 lbs. All working parts easily and quickly serviceable without removing valve from line. 3/4" x 3/4" FPT.



**0451002** 48/ctn

## Water Hoses

### Blackline Water Hoses

650 pound burst test pressure, solid brass fittings, tasteless and odorless. Withstands freezing. May be hooked up underground. Thermostatically controlled heat tape is recommended in winter.



**0440101** 15' Black; 20/ctn

**0440102** 25' Black; 13/ctn

### Valterra Drinking Water Hose

High pressure, drinking water safe. Non-toxic, FDA approved materials. 160 PSI working pressure. Easy to use hose gripper. White.



**0440199** 1/2" x 25'; 10/ctn

### Hose Clamps

**0262500** 1/4" - 5/8"

**0262501** 1/2" - 1-1/8"

**0262502** 1-7/8" - 3-3/4"

**0262503** 3-1/8" - 5"



### Quick Brass Disconnect

For garden hoses

**0163211**

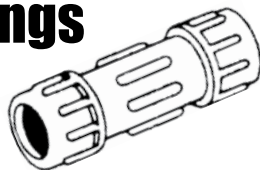


### Repair Couplings

For galvanized & plastic pipe.

**0163210** 1/2"; 28/ctn

**0163209** 3/4"; 15/ctn



### Brass Hose Bibb

Cast brass male hose bibb. 3/4" hose.

**0374413** 1/2"

**0374414** 3/4"



## Hose Washer & Filters

**0379509** Washers; 10/Bag

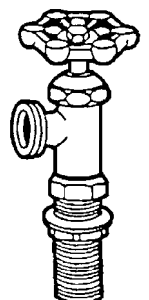
**0379500** Filter Washer; 3/Card



## Washing Machine Valve

One-piece 1/2" brass body with 2.5" tailpiece. Combination .5 solder or threaded connection with locknut. 6/ctn

**0379915**



# Freezeless Wall Faucet

Stainless steel, will not wire draw. Adjustable flange pivots to flush with any wall. Adjustable packing nut with teflon impregnated packing. Modern handle fits with precision spline; can be used as loose key. Nozzle 3/4" male hose thread. 10".

- 0378612** 10"-3/4" MIPx1/2" FIP
- 0378613** 10"-1/2" MIPx1/2" C
- 0378614** 8"-3/4" MIPx1/2" FIP



# Anti-Siphon Frost-Proof Sill Cock

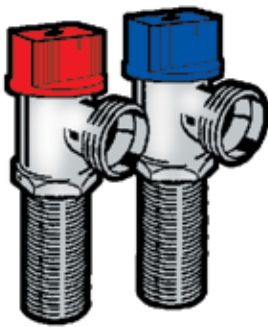
Chrome-plated, silver-soldered. 1/2".

- 0378620** 8"
- 0378621** 10"
- 0378622** 12"



# 1/2 Turn Washing Machine Valves

Long shank MIP valve with easy on/off control and color-coded handles. Forged brass construction eliminates porosity problems of traditional cast valves. UPC and CSA listed.



- 0376905** Blue Handle
- 0376906** Red Handle

# Outlet Box

Universal for right- or left-hand drain. Rust-proof, beige. Holes 3" apart.

**OS:**  
11-3/4" W x 10" H x 2-1/2" D.  
**Cutout:**  
9-1/8" W x 7-1/4" H x 2-1/2" D.

**0440206**



# Copper Tubing

- 0165121** 3/8 OD, 50'
- 0165132** 1/2 OD, 50'
- 0165133** 5/8 OD, 50'



# Flexible Pressure Water Line

Medium density polyethylene. Maximum working pressure at 73° F is 100 psi 1/2" nom, size ID is .6221 outside diameter .742, wall thickness .060 3/4" nom size ID is .824, outside .966, wall thickness .071. Not NSF approved.

- 0321864** 3/4" x 100'



# Pressure Water Line

Polyethylene. NSF approved and conforms to ASTM-D-2239. Maximum working pressure at 73° F is 160 PSI. Nom size 3/4", ID .824, OD 1.008, wall thickness .092.

- 0321866** 3/4" x 100'

Outdoor Improvements  
 Anchors & Set-Up Material  
 Doors & Windows  
 Coatings & Cleaners  
 Appliances  
 Tools & Hardware  
 Carpet & Flooring  
 Electrical  
 Plumbing  
 Towing & Safety  
 Heating & Cooling

# Norco Hydraulic Bottle Jacks

Fifty-percent safety overload factor. Easier to repair than threaded jack designs. Fewer working parts, internally machined oil passages, extremely smooth bearing surfaces and close tolerances ensure longer life, fewer breakdowns. No-leak "Uniweld" construction. Carrying handle included.



- 0410191** 12 Ton Standard; 4/Ctn.
- 0410190** 12 Ton Shorty; 4/Ctn.
- 0410192** 20 Ton; 4/Ctn.
- 0410196** Repair Kit f/20 Ton: 76520, 76820 (2-9/16" plunger)
- 0410189** Repair Kit f/12 Ton (2-9/16" plunger)
- 0410193** Oil Filler Plug; 25/Ctn.

# Air Hydraulic Jacks

Equipped with U.S. Patented air motor kit for quick and easy lifting. Quick connector hose provides easy removal of air hose. Uses standard shop air. Minimum height: 9.5" H; maximum: 18-5/8" H.



- 0410050** 12 Ton; 26 lbs.
- 0410051** 20 Ton; 35.2 lbs.

# AlturnaMATS®



Never get stuck again!

Save time & money!



# Quickie Tie Down



Hook it up, pull it tight, and zip! It's done! The quickest, toughest, safest tie-down on the market.

- Lightweight yet strong, heavy duty 3/8"
- Self-locking, quick release
- Cinches tightly in place without knots or buckles
- All parts are corrosive-resistant
- Easy-release trigger is recessed to prevent accidental triggering
- Rubber-coated hooks protect vehicles and prevent slipping
- Safer than bungees with no slap-back or snapping
- 8' length of rope



Displays available

**0342107**



- ◆ 1/2" 100% recycled polyethylene plastic
- ◆ Virtually indestructible, even in harsh conditions
- ◆ Double-sided, skid and slip resistant
- ◆ Low cost alternative to fiberglass mats
- ◆ Easily portable
- ◆ Maintenance free
- ◆ 6 Year Warranty from date of purchase

Get vehicles and equipment over lawns, through mud and across soft terrain while saving labor, bog-down time, towing charges and ground restoration fees—perfect for set-ups.

- 0265301** 2' x 4'
- 0265302** 2' x 6'

- 0265303** 2' x 8'
- 0265304** 4' x 8'

## Low profile light bars:



Four Halogen rotator model with two diamond mirrors. Redesigned reflector with pre-focused halogen bulb for more light intensity. 110 RPM per rotating module. Relampable 50 watt equivalent intensity (35 watt halogen) bi-pin bulb. Shatter-resistant polycarbonate outer lens, amber warning color.

**0340855** 48" Wide (9404h)



## Amber Minibar

Shatter-resistant polycarbonate outer dome, non-corroding molded nylon base, low current consumption, easy to service with modular parts. 55 watt Halogen light, 8 amp draw. 17" x 4.75".



- 0340856** Permanent Mount (9200ha)
- 0340857** Magnetic Mount, Adapter & Cord (9200hma)
- 0340859** Replacement Bulb (2073-795)

## 360° 2-Color Minibar



Rugged aluminum 16" minibar with two 360° quad flash strobes, one wall mirror. 11.25 joules. Flash rate of 75 quad flash sequences per minute, per self-contained strobe @22 watts. 5.5" H x 16" L x 8.5" D.

**0340862** (9216s-boy)



## Selectable Double or Quad Flash

Field selectable flash pattern via internal jumper: standard quad flash or selectable double flash. Virgin Lexan, twist-off lens. Durable and lightweight polycarbonate plastic universal flange base. Completely encapsulated circuit for increased weather and shock resistance. Automatic low voltage shutdown below 9.5V DC. Operates automatically 12V DC - 48V DC. Amp draw: 2.0 Amps at 12V DC. Joule rating: 7 joule double flash; 10 joule quad flash. Flash rate: 80 DFPM/65 QFPM. 4-3/4" tall x 6-13/32" dia.

**0340860** (255ts)



## 360° Strobe LED Beacon with Flange Mound



100,000 Bulb Life, SAE Class II, Standard 360° LED beacon (nine 1 watt LEDs), flange mount, short lens.

- 10 Customer selectable flash patterns
- Synchronizing capabilities between 0340840 and 41
- Extremely low current draw
- Durable polycarbonate, Twist-Off Lens
- Features a durable and lightweight polycarbonate, universal flange base
- Completely encapsulated circuit for increased weather and shock resistance

- 0340840** Permanent Mount (255tsl)
- 0340841** Vacuum Magnetic Mount, Adapter & Cord (255tsvl)

## 360° Strobe Beacons



Versatile & powerful with 5.5" amber lens and computer designed optics. Universal anodized aluminum mounting base. Accommodates surface, pipe or magnetic mount options. Magnetic mount version includes metal disk with Velcro and cigarette-plug adapter with cord. Double flash.

- 0340850** 5.5" High (240cfda-u)
- 0340851** 4 1/2" H, Magnetic Mount (240smd-u)
- 0340852** Replacement Flash Tube (129)



Outdoor Improvements
Anchors & Set-Up Material
Doors & Windows
Coatings & Cleaners
Appliances
Tools & Hardware
Carpet & Flooring
Electrical
Plumbing
Towing & Safety
Heating & Cooling

# Safety Signs

## Vinyl Double-Sided Sign



Features a strong 1/4" poly rope sewn the entire length; all the stress goes to the rope, not on the sign, so there are no grommets to tear out. 12" high letters are screen printed black on interstate yellow. "Oversize Load" on one side & "Wide Load" on the other.

**0342016** 20" x 84"; 25/Ctn.

## Metal Double-Sided Sign



Light-weight metal alloy sign. Baked-on enamel finish, scratch resistant. Will not fade, crack, peel or rust. Custom-designed fold for easy storage. Black on interstate yellow. 12" letter height and 2" letter stroke.

**0342009** 15" x 6'

**0342010** 18" x 7' (PA Approved)

## Oversize Load (Ohio DOT)



Vinyl mesh open weave meets Ohio DOT regulations. 12" x 60" with 8" letters.

**0342003**

**J-3**

## Poly-Coated Fabric Highway Signs

Long lasting, durable and weatherproof, reinforced metal grommets, double stitched seams and Tyvek corners for extra strength. Attaches easily with shock cords. Black letters on interstate yellow background.



Cloth sleeve numbered 10, 12, 14 and 16 enables sign to address every Arkansas sign requirement. Letter height 12", stroke 2".

**0342001** Over Size XX Load, 18" x 7'; 25/Ctn.



**0342002** Over Size Load; 18" x 8', Michigan Approved; 25/Ctn.



**0342005** Danger - Wide Load Ahead, 18" x 4'; 25/Ctn.



**0342007** Danger - Wide Load Follows, 18" x 4'; 25/Ctn.

# Towing Safety Flags

## Red Flag & Clip Kit

Meets regulations. Two bright red ravel-proof nylon tricot flags and two plastic flag clips. Clear-bagged.

- 0341907** 18" x 18"
- 0341908** 24" x 24"




## Plastic Clips

- 0341909** Each
- 0341904** Bag of 25; 40/Ctn.



## Red Flag

Red tricot nylon, plain edges. High level of reflectancy. In packs of 6. 240/Ctn.



- 0341911** 18" x 18"
- 0341912** 24" x 24"



## Flag & Staff


Nylon tricot flag mounted on heavy-duty 36" staff. Ideal for front of tow trucks where required. 24" x 24".

**0341905**

## Flag Holder

Galvanized steel, bolt-on mount. Thumb screw holds secure. All hardware included. 24/Ctn.


**0341906**



## Tarp Straps

Trucker's hard rubber snubbers with iodized S-hooks for superior resiliency and long life.

- 0342102** 15"; 50/Ctn.
- 0342103** 22"; 50/Ctn.
- 0342104** 31"; 50/Ctn.



## Shoe Covers

Better liquid & particulate barrier. Breathable, microporous film laminate. Passes NFPA 99 criteria for antistatic materials

**0345038** white, one-size, 200/case



## KleenGuard A20 Coveralls

Breathable Particle Protection Apparel



KleenGuard A20 Coveralls are made from Microforce Barrier SMS, a breathable fabric that provides improved barrier protection on submicron-sized particles for a perfect combination of protection and comfort.

The tough, durable cloth-like outer layer is an abrasion-resistant, spunbond polypropylene and the middle layer is an intricate web of microfibers that filter out light, water-based liquids and dry particulates. These white coveralls are ideal for maintenance and general clean-up work, including asbestos handling, lead abatement and fiberglass/cellulose insulation operations.



Zipper Front  
Elastic: Back, Wrists & Ankles

## Dust Mask

Nuisance Mask filters out many types of dust. Lightweight, easy to use. Single fixed strap. Adjustable metal nose band to ensure a secure seal and comfortable fit.

**0345055** white, one-size



KleenGuard A20 Coveralls			
Stock #	Color	Size	Case Qty
<b>0345030</b>	White	Medium	24
<b>0345031</b>	White	Large	24
<b>0345032</b>	White	X Large	24
<b>0345033</b>	White	2X Large	24
<b>0345034</b>	White	3X Large	20

KleenGuard Hooded A20 Coveralls			
Stock #	Color	Size	Case Qty
<b>0345041</b>	White	Large	24
<b>0345042</b>	White	X Large	24
<b>0345043</b>	White	2X Large	24
<b>0345044</b>	White	3X Large	20
<b>0345045</b>	White	4X Large	20

## All Leather Work Gloves

All Leather Work Gloves

- Front, back & leather cuff
- Double leather palm
- Double Stitched
- Sold as pairs with hang-up display cards



0345016

## Leather Palm Work Gloves

Full leather palm with leather knuckle band & fingers. Split leather cowhide. Double stitched. Heavy canvas gauntlet cuff for added protection. Sold as pairs with hang-up display cards.



0345015

## Rubber Knee Pads

Rubber Knee Pads with Elastic Velcro® Straps. Quick and easy on/off with 2" wide single elastic Velcro straps.

0345010



## ABC Extinguishers

Multi-purpose. Non-toxic tri-class dry chemical agent (monoammonium phosphate) fights flammable liquids & electrical fires as well as wood, paper and cloth fires. Recommended for commercial use.

**Multi Purpose Home** UL rated:1-A:10-BC: Effective on wood, paper, plastic, flammable liquid and electrical fires. Mounting bracket with strap included.

0340508\* 2 lbs 9.3 oz.; 6/Ctn.

**Heavy Duty, Multi Purpose, for Home, Office or Business** Rechargeable (fits easily inside standard fire box-fire box not included). Exceeds NFPA 10 Minimum Code Requirements. UL rated 3-A:10-B:C for trash, wood, paper, liquids, electrical fires.

0340509\* 4 lbs 12oz.; 6/Ctn



## Smoke Alarm AC Powered

120VAC, ionization sensor, meets U.L. Standard 217. Interconnectable. Quick connect wiring harness and Fast Install mounting bracket. Outside diameter is 5-3/8" for better coverage of cutouts.

- 0141302 Electric (mfg# 9120)
- 0141305 Electric with 9V Battery Back-up in side drawer. (mfg# 9120B)



## BC Extinguisher

**Recreational.** Fights flammable liquids and electrical fires. UL rated 5-B:C. Large, easy to read gauge. Sodium bicarbonate. Rechargeable. Mounting bracket with strap included.

0340501\* 2 lbs.; 6/Ctn.

**Garage and Home.** UL rated 10-B:C. Fights grease, oil and electrical fires. Large, easy to read gauge. Includes Ergonomic handle and trigger. Sodium bicarbonate. Mounting bracket with strap included.

0340507\* 2 lbs, 7 oz.; 6/Ctn.



## Smoke Alarm Battery Powered

Hinged cover for easy battery replacement. Lighted Power & Alarm indicator. Silence feature. Tamper resistant locking pin. 10 year limited warranty



- 0141303 Carbon Zinc Battery FG250B
- 0141301 Lithium Battery - FG250LB

## Kitchen Fire Extinguishers



UL rated 5-BC made especially for the kitchen. White with white mounting cap and pop-up pressure indicator. Effective on oil, flammable liquids and electrical fires. Specialty quick release mounting cap. Non-corrosive. Easy to clean up.

0340510\* 1 lb 5.3 oz.; 6/Ctn.



# Carbon Monoxide Detector

w/Lithium Battery Tamper Resistant

- Lithium Battery Powered
- Electrochemical Sensor
- Sensor Life Monitor
- Tamper-Resistant
- ANSI/UL 2034-09 Listed
- CSA and IAS Certified
- NFPA 720 Compliant
- Five Year Warranty

**PRO-TECH**



**0250120** Battery Powered  
**0250121** Plus Digital Display

# Carbon Monoxide Detector

Plug-In with 9v Battery Back-Up, Digital Display

Plug-in carbon monoxide alarm with digital display and 9V battery backup meets most state and local codes for carbon monoxide alarms. Electrochemical Carbon Monoxide Sensor - the most accurate sensor available as compared to other sensing technologies.

- Single Button Test/Silence
- Battery Backup
- Two silence features - can silence the low-battery chirp for up to eight hours or temporarily silence an unwanted nuisance alarm
- Digital Display - shows visual confirmation of CO levels in PPM
- Peak Level Recall Button - recalls the highest level of Carbon Monoxide detected
- 5-Years Limited Warrant

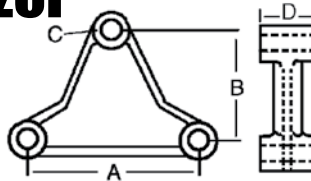


**0250108** Plug-In, 9v Back-Up

# Triangle Cast Equalizer

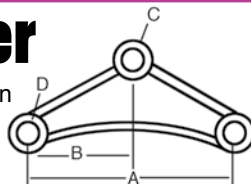
Rugged cast. Use 1/2" or 9/16" dia. shackle bolts.

Stock #	A	B	C	D
<b>0157170</b>	6"	4"	9/16"	1-3/4"



# Banana Equalizer

Heavy 1/4" steel with new strong design to distribute load, preventing undue stress to axles or mobile home frame. Uses 1/2" or 9/16" dia. shackle bolts.



Stock #	A	B	C	D
<b>0157164</b>	5-5/8"	2-13/16"	9/16"	9/16"



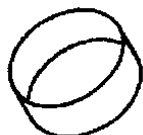
# U-Bolt w/Nut

1/2" dia. for mounting to 3" dia. axle tube. Self-locking nuts included.

- 0156915** mono-leaf spring
- 0156925** four-leaf spring

# Bearing Cup

Shaft dia. 1-3/8"



**0157182** L 68111

# Bearing Cone

L 68149, high grade alloy steel. Shaft dia. 1-3/8"

**0157184**

LM 67048, high grade alloy steel. Shaft dia. 1-1/4"

**0157188**



# Carbon Monoxide Detector

Samples air once every second  
 Calibrated at four levels for accuracy  
 Silencer button, re-alarms if levels persist  
 Unique self testing system alerts if malfunctions.



**0250104**  
**0250105**



**0250106**

- 0250104** Plug-In w/Battery Back-Up (2 - AA batteries)
- 0250105** Plug-In
- 0250106** Battery Powered (2 - AA batteries)

# Combo Alarm Smoke Detector & Carbon Monoxide Detector

Battery Powered. The BRK First Alert Combination Carbon Monoxide and Smoke Alarm protects you from the very real dangers of both fire and smoke as well as carbon monoxide.



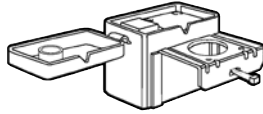
**0250103** Battery Powered  
 Use 2-AA Batteries

Outdoor Improvements  
 Anchors & Set-Up Material  
 Doors & Windows  
 Coatings & Cleaners  
 Appliances  
 Tools & Hardware  
 Carpet & Flooring  
 Electrical  
 Plumbing  
 Towing & Safety  
 Heating & Cooling

# Shur-Set III™ Breakaway Kit

Mounts on jackpost or A-frame. Quick, easy, one-bolt installation—no cutting or drilling needed. Rust-proof polyethylene plastic case protects battery and charger from elements and corrosion. Meets or exceeds DOT specifications regarding breakaway/holding requirements.

Complete kit includes: battery case with mounting bracket; 12V sealed, rechargeable battery; and nylon breakaway switch. Battery charger sold separately.



- 0340105** Breakaway Kit; 10/Ctn.
- 0340103** Switch Only; 20/Ctn.

## Lug Bolt



1/2" dia. For use with cast hubs that are drilled and tapped.

- 0154109** 1/2 - 13 threads. 2-1/4" long.
- 0153108** 1/2 - 20 threads. 1-7/8" long.

## Lug Stud

Plated 1/2" dia., 2" long, 1/2-20 threads. Fits only Continental axles with formed steel hubs.



- 0157124**

## Shackle Bolt & Nut



Steel, 9/16" dia. and 3" long. Hex lock nut included.

- 0157166**

## Lug Nut

Plated steel, 1/2" with 20 threads per inch. Heavy hex.



- 0157130**

## Universal Rim Clamp

Heavy-cast. Universal, will fit most mobile home axles, fits axles using either lug bolts or lug studs. Sometimes referred to as wedges.



- 0157125**

## Dust Cap

Universal plated, will fit most axles, keeps grease in and dirt out to protect bearings.



- 0156900**

## Breakaway Switch

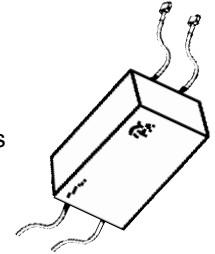
Sets trailer brakes in case of accidental trailer breakaway. Trailer brakes are applied automatically. Reinforced nylon case. Rust and corrosion free to assure long life. Silver contact points remain corrosion free for positive contact. Nylon pull-pin can't freeze up, assuring positive activation.



- 0340103**

## Battery Charger

12 volt. Fits securely in battery case with battery. Compatible with all automotive electrical systems. Automatic shutoff prevents overcharging. Designed to provide exact amperage needed to sealed, wet cell battery.



- 0340106** Battery Charger

## Spring Hanger

1/4" thick heavy steel, for use w/1-3/4" wide spring.

- 0157161** 3" long, drop 2-1/4". For use with 9/16" or 1/2" dia. shackle bolt.
- 0157168** 1-3/4" long, drop 1-1/8". Use only at shackle end of single axle suspensions.
- 0157160** 13" long, drop 3-1/4". Use with 9/16" or 1/2" dia. x 3" shackle bolt.



## Shackle Link

1/4" thick steel, 1-1/4" wide. Use with 1/2" or 9/16" dia. shackle bolt to connect to equalizer or to spring hanger.



- 0157162** 2-9/16" Hole Center
- 0157163** 2-1/4" Hole Center

## Spindle Nut

Universal assembly comes with 1" dia. washer, 1/8" x 1-1/2" long cotter pin, and 1" dia. slotted hex nut.



- 0157172**

## Grease Seal

ABS plastic, long-wearing. (Refer to old seal dimension before ordering).



- 0157174** 2-9/16" OD, 1.840" ID lip seal.
- 0157176** 3-3/8" OD, 2.245" ID lip seal



# Wood Stoves



## TNC-13

Free standing wood burning stove with 6" top exhaust. Heats up to 1,800 sq ft. 1.8 cu. foot firebox can accommodate logs up to 20".

### Features:

- High tech firebox design for cleaner burn, more heat and more efficient burn times
- Extra large 9 1/4" x 16 1/2" door glass standard
- Rear heat shield is standard
- Convenient ash drawer
- This pedestal version is Mobile Home approved!
- E.P.A. Certified
- Shown with optional lip trim and door trim

### Dimensions:

25 1/4" wide x 26" high x 14" deep  
 Weight: 295 lbs

**0238100** 50-TNC13 stove



*You must use an outside air hook-up when installing either model in a mobile home.*

## TNC-30

Free standing, non-catalytic, wood burning stove with 6" top exhaust. Heats up to 2,200 sq ft. 3.5 cu. foot firebox can accommodate logs up to 20".

### Features:

- Super clean burn (1.63 grams/hour) makes it the cleanest burning large firebox on the market
- Potential of 75,000+ BTU's when burning seasoned cordwood
- Rear heat shield is standard
- Convenient ash drawer
- This pedestal version is Mobile Home approved!
- E.P.A. Certified – meets all E.P.A. clean air standards
- Shown with optional lip trim and door trim

### Dimensions:

23 1/4" wide x 27 3/4" high x 24 1/2" deep  
 Weight: 455 lbs

**0238101** 50-TNC30 stove



*You must use an outside air hook-up when installing either model in a mobile home.*

## Stove Pipe & Accessories

Stock #	Description
<b>0238105</b>	6" x 12" TLC all flue chimney
<b>0238106</b>	6" x 48" TLC all flue chimney
<b>0238107</b>	6" adjustable ceiling plate flat-6/12
<b>0238108</b>	6" adjustable ceiling plate 6/12-12/12
<b>0238109</b>	6" topper
<b>0238110</b>	6" cathedral ceiling support box

Stock #	Description
<b>0238111</b>	6" round ceiling support
<b>0238112</b>	6" adj. flashing 6/12-12/12
<b>0238113</b>	6" adj. flashing 0/12-6/12
<b>0238114</b>	6" tall cone flashing 0/12-2/12
<b>0238115</b>	6" storm collar, fixed
<b>0238116</b>	6" stovepipe adapter



## 2400 Kerosene Heater

The Monitor 2400 direct vent room heater runs on either K-1 Kerosene or Low Sulphur No.1 Oil. This supplemental heater is designed to keep up to 2,000 sq. ft. comfortable on about 1.5 – 2.0 gallons a day. Heat rating of 43,000 High, 16,200 Low BTUs  
The Monitor "pipe within a pipe"

design ensures no cold air infiltration and no fumes. The control panel includes a child lock to prevent accidental operation by children. The Monitor 2400 kerosene heater also has a 7-day timer, so you can customize the four-time / temperature program for individual days of the week.

**0239963** 26.6"H, 28.7"W, 14"D

## Direct Vent Room Heater for Natural Gas or LP



### GF 1800 Heater - 20,000 Input BTUs/HR

The Monitor GF1800 gas heater runs on either Natural Gas or Liquid Propane. This efficient supplemental heater can provide comfortable dependable heat to spaces up to 800 sq. ft.  
This Monitor gas heater can be programmed to four different times and four different temperatures to match your family's lifestyle. It also has a 7-day timer so you can customize the four time/temperature

program for individual days of the week.  
Like all Monitor heaters, the GF1800 gas heater is a sealed combustion unit that uses outside air for combustion and sends all exhaust outside. Monitor's "pipe-within-a-pipe" uses the smallest pipe in the industry, 2 ½ inches. This technology ensures steady comfortable heat with no fumes. Approved for manufactured housing.

**0239961** 25.6"H, 20.9"W, 12.4"D



### GF 3800 Heater - 34,500 Input BTUs/HR

The GF 3800 can provide comfortable dependable heat to spaces up to 1500 sq. ft. The GF 3800 has a Seven-Day Programmable thermostat, Child lock, Auto reset after power outages, and beautiful contemporary styling. The GF 3800, like all Monitor

Heating Systems, is a sealed, combustion unit that uses outside air for combustion and sends all exhaust outside. Outside air is drawn through a pipe-within-a-pipe venting system. This process preheats combustion air regaining heat from the exhaust gases.

**0239960** 26.6"H, 28.7"W, 14"D

# Empire Comfort Heating Systems

## Vent-Free Systems:

Vent-Free systems draw room air to support combustion in a clean burning blue flame or radiant-plaque system. Rated at 99.9 percent efficient, vent-free heaters release nearly all of the available heat energy into the room. To ensure safe operation, all vent-free systems include an Oxygen Depletion Sensor

(ODS) to automatically turn off the heater if room oxygen level drops to an unsafe level. Vent-free systems are designed to provide supplemental heat and may not be used as a primary heat source.




### SR Radiant Heat

Stock #	Model #	Input Btu	Temperature Control	Ship. Wt.
0239995	SR-10	10,000	Manual 1-Heat Setting	18 lb
0239996	SR-18	18,000	Manual 3-Heat Setting	27 lb
0239997	SR-30	30,000	Manual 3-Heat Setting	35 lb

### HearthRite Heaters

- Standing Pilot/Piezo
- Radiant or Blue Flame design
- Manual or T-stat
- 99% efficient



Floor stand & blowers available

### Blue Flame

Stock #	Model #	Input Btu	Temperature Control	Ship. Wt.
0239983	HB20ML	20,000 LP	Manual	25 lb
0239980	HB20TL	20,000 LP	Thermostat	25 lb
0239982	HB30ML	30,000 LP	Manual	33 lb
0239981	HB30TL	30,000 LP	Thermostat	33 lb

### Radiant

Stock #	Model #	Input Btu	Temperature Control	Ship. Wt.
0239987	HR15ML	15,000 LP	Manual	25 lb
0239985	HR15TL	15,000 LP	Thermostat	25 lb
0239988	HR25ML	25,000 LP	Manual	33 lb
0239986	HR25TL	25,000 LP	Thermostat	33 lb

### Accessories

Stock #	Model #	Description	Ship. Wt.
0239989	HAB01	Blower (fits 15 - 30k Btu)	5 lb
0239993	HAS01	Stand (fits 6k - 10k Btu)	3 lb
0239994	HAS02	Stand (fits 15k - 30k Btu)	3 lb

## Direct-Vent Systems:

DV systems mount along an outside wall and have a vent-within-a-vent system to draw in outdoor air to support combustion and exhaust flue products to the outdoors. The vent cap usually installs on the outside wall of the home. Because

they do not draw your already heated room air to support combustion, DV systems are among the most efficient of the vented heaters. DV systems may be installed as the primary heating system. Approved for manufactured housing.

### MV Direct Vent Wall Furnaces

Empire MV direct-vent heaters are slim and compact, complementing any room décor. Built-in Thermostat, Safety Thermocouple, and Matchless Piezo Igniter. Standing Pilot/Piezo. Modulating Hydraulic Thermostat.

Stock #	Model #	Type of Gas	Input Btu	Ship. Wt.
0239998	MV-130 NAT	Natural	14,000	33 lb
0239999	MV-130 LP	LP	14,000	33 lb



# Empire Comfort Heating Systems

## DV Direct Vent Wall Furnaces

Clean and cost efficient comfort with Empire wall furnaces. Delivering ample, room-filling warmth, each furnace is stylishly crafted and fits

against an outside wall. Millivolt wall thermostat. Standing Pilot/Piezo ignition system.

Stock #	Model #	Input Btu	Type of Gas	Ship. Wt.
0239950	DV-215 SG NAT	15,000	Natural	60 lb
0239951	DV-215 SG LP	15,000	LP	60 lb
0239977	DV-25 SG NAT	25,000	Natural	98 lb
0239978	DV-25 SG LP	25,000	LP	98 lb
0239973	DV-35 SG NAT	35,000	Natural	101 lb
0239976	DV-35 SG LP	35,000	LP	101 lb

0239971 Automatic Blower (Mfr# DRB-1), 8 lb



DV-215



DV-35

## High Efficient Direct Vent Wall Furnaces

Advanced technology makes these heaters more than 80 percent efficient A.F.U.E. The 20,000 Btu DV-20E is ideal for heating basements, family rooms or several small

rooms. The DV-40E and DV-55E are perfect for heating large family rooms, offices, apartments or even entire homes. Hot Surface/Electronic ignition system.

Stock #	Model #	Input Btu	Type of Gas	Temperature Control	Ship. Wt.
0239990	DV-20E	20,000	Natural	Thermistor, Electronic	126 lb
0239991	DV-40E	40,000	Natural	Thermistor, Electronic	137 lb
0239992	DV-55E	55,000	Natural	Thermistor, Electronic	156 lb

0239959 Floor Pad 36 x 14 inch. (Mfr# DVP-1), 10 lb



## B-Vent Systems:

B-Vent systems use room air to support combustion and exhaust their flue products to the outdoors via a single pipe. B-Vent heaters can mount anywhere you have access to an existing flue or where you can install a vent run through the roof. The ability to attach to an existing flue makes a B-Vent

system an excellent replacement for an inefficient oil or wood stove. Though less efficient than other technologies – because they draw the already-heated room air to support combustion – B-Vent systems may be installed as the primary heating system.

## Console Room Heaters

Our console heaters feature an open design for maximum heat dispersion and include a draft diverter to eliminate pilot outages. Choose closed cabinet for heat only or visual flame (with optional log set or ceramic radiant package) for a fireplace-like

experience. Installs easily with standard vent pipe. An optional automatic blower enhances heat circulation (standard on RH-50B/656B.) Hydraulic thermostat.

### Console

Stock #	Model #	Input Btu	Type of Gas	Ship. Wt.
0239969	RH-25	25,000	Natural	84 lb
0239968	RH-35 NAT	35,000	Natural	88 lb
0239972	RH-35 LP	35,000	LP	88 lb

0239959 Floor Pad 36 x 14 inch. (Mfr# DVP-1), 10 lb

0239971 Automatic Blower (Mfr# DRB-1), 8 lb

### Visual Flame and Closed Front, (With blowers installed)

Stock #	Model #	Input Btu	Type of Gas	Front of Unit	Ship. Wt.
0239979	RH-65B	65,000	Natural	Visual Flame	142 lb
0239970	RH50-CB NAT	50,000	Natural	Closed Front	124 lb
0239975	RH65-CB LP	50,000	LP	Closed Front	124 lb



# Heat & Air

## B-Vent Systems: (Continued)

### Gravity Wall Furnaces - Natural Gas

Our economical Gravity Vented Furnaces utilize state-of-the-art technology for the highest fuel efficiency. This furnace recesses into a wall or surface mounts with the optional kit. Heat two adjoining rooms with the GWT-50. Standing Pilot ignition system. Millivolt thermostat (not included).

Stock #	Model #	Input Btu	W x D x H	Ship. Wt.
0239964	GWT-35	35,000	16" x 6" x 66-1/8"	86 lb
0239967	GWT-50*	50,000	16" x 6" x 66-1/8"	133 lb

\* Dual Wall heats 2 rooms  
 0239967 may use 2 blowers

0239958 Wall Thermostat, Millivolt Reed Switch (Mfr# TMV), 2 lb



FAW



### Conventional Vent Counterflow Wall Furnaces

Counterflow wall furnaces circulate warmth at floor level to provide comfort at a fraction of the cost of electric heat. The front panels remove easily for cleaning and servicing. Choose standing pilot or electronic ignition. Optional side and rear registers help disperse heat to other areas. Standing Pilot/Piezo ignition system. 24V wall thermostat. Shipping weight 110lb.

Stock #	Model #	Input Btu	W x D x H	Gas	Ship. Wt.
0239965	FAW-40-SPP NAT	40,000	14-1/8" x 10-3/8" x 72-1/2"	Natural	110 lb
0239966	FAW-40-SPP LP	40,000	14-1/8" x 10-3/8" x 72-1/2"	LP	110 lb

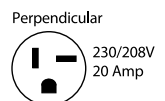
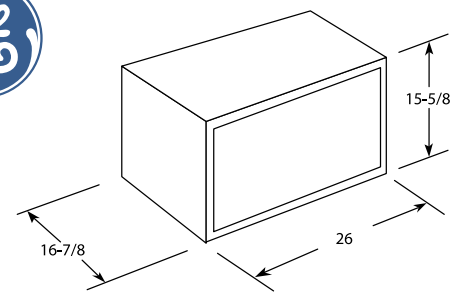
## GE® ENERGY STAR® 230/208 Volt Built-In Room Air Heat/Cool Unit



AJHS10DCC  
 GE® 230/208 Volt Built-In Heat Pump

#### Features and Benefits

- 10,000/9,800 BTU
- 9,700/9,500 BTU pump
- 11,600/9,500 BTU strip
- 9.5/9.5 EER
- 230/208 Volts
- Mechanical controls
- Variable position thermostat
- Four-way air direction
- Up-front, washable air filter
- 2 cool/2 heat/2 fan only speeds
- Model AJHS10DCC – Soft Gray



0143200 Heat/Cool Unit  
 0143201 Sleeve

K-5

Specifications Subject to Change without Notice



## R6GD 13 SEER, R-410A Single Packaged Gas/Electric Units 2 Ton thru 5 Ton Units

The R6GD Series single packaged gas/electrics are high efficiency self contained cooling units that can be installed on the roof or on a slab. The convertible unit design makes installations simple in all applications. Units are ETL and ETLc listed.



- Compact Footprint/Low Profile Easy to handle and transport.
- Heavy-Gauge, Full Perimeter Base Rails Facilitates forklift handling and curb mounting.
- Convertible Air Delivery Horizontal or downflow to accommodate rooftop or horizontal application.
- Galvanized Steel Cabinet with Polyurethane finish provides 950 hour salt spray protection to resist corrosion.
- Plastic Coated Coil Guard and Mesh Hail Guard Will never rust and protect the coil from being damaged by balls, lawn mowers, hail etc.
- Accessible Service Ports Quick access to refrigerant system without disrupting operation.
- Access to Controls and Major Components Easy in and out service.
- R-410A Refrigerant Environmentally friendly.
- Corrosion-Resistant Drain Pan Quickly drains away evaporator condensate.
- Smaller Panels, Great Fit and Finish, Total Seal Well-designed, quality construction. Drip edge on top panels whisks away rainwater. Embossed bottom pan keeps blower component compartment dry.
- Proven, Industry Standard Components Easier service and availability.
- Quiet Operation Low vibration. 20" fan blade combined with custom venturi condenser fan.
- High/Low Pressure Switch Added compressor protection.
  - 1 year limited parts warranty.
  - 1 year limited labor warranty.
  - 10 year limited compressor warranty.

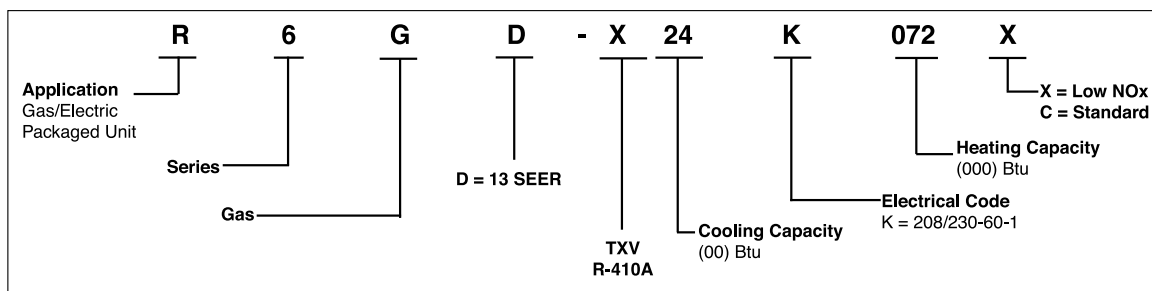
Stock #	R6GD Model #	Cooling BTUH	Output Heating BTUH	Dimensions L x W x H	Refrigerant Charge oz.	Shipping Weight
0104167	X30K-072C	28,400	57,600	55.8" x 47.5" x 39"	96	450 lbs.
0104168	X36K-096C	36,000	76,800	55.8" x 47.5" x 39"	112	495 lbs.
0104169	X42K-096C	42,000	76,800	55.8" x 47.5" x 39"	115.2	525 lbs.
0104170	X48K-096C	42,000	76,800	55.8" x 47.5" x 43"	224	550 lbs.

### (Accessories on Pg K-11 & K-12)

### US LP gas conversion kit

0102858 (Mfr.# 904090A)

#### MODEL IDENTIFICATION CODE



# P5RD Series



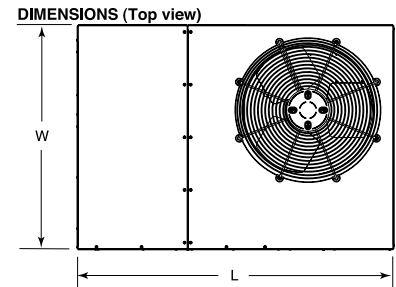
## Single Packaged Air Conditioner, Single Phase 13 SEER, R-410A, 2 thru 5 Ton Units Cooling: 24,000 to 60,000 Btu/h

The P5 Series single packaged air conditioners are high efficiency self contained cooling and heating units that can be installed on a slab. Units are ETL and ETLc listed.



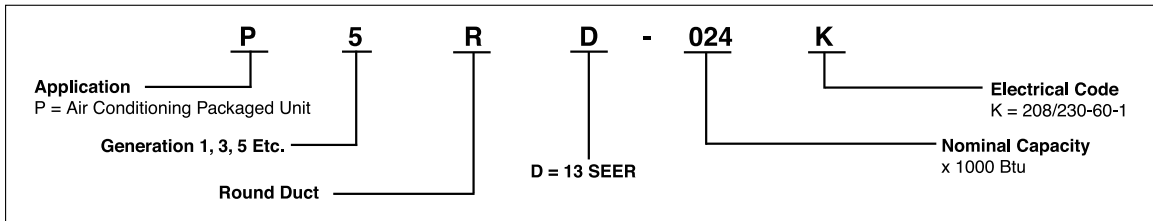
- State-of-the-art scroll compressor is standard equipment.
- A wire coil guard and mesh hail guard that will never rust protects the coil from being damaged by balls, lawn mowers, hail, etc.
- Designed using galvanized steel with a polyester urethane coat finish. The 950 hour salt spray finish resists corrosion 50% better than comparable units.
- Designed to make servicing easier for the contractor, access panels are provided to all major components.
- Both indoor and outdoor coils are designed to optimize heat transfer, minimize size and cost, and increase durability and reliability.
- 0" clearance to combustibles on duct side of the unit allows for installations in tight areas.
- The service valves are easily accessible and simplify servicing of the refrigeration system.
- Easy access to evaporator for cleaning and general maintenance.
- R-410A Refrigerant environmentally friendly
- High and low pressure switches added compressor protection.
- Drain trap design optimizes drainage capabilities.
- Easy to install electric heat strip provides up to 20 kw of heat output.
- Compact footprint and profile make the P5 Series easy to install and transport.
- 1 year limited parts warranty.
- 1 year limited labor warranty.
- 10 year limited compressor warranty.

Stock #	P5RD Model #	Cooling BTUH	Dimensions L x W x H	Refrigerant Charge oz.	Shipping Weight
0104086	024K	24,000	49" x 35" x 30.2"	125	290 lbs.
0104087	030K	30,000	49" x 35" x 30.2"	128	295 lbs
0104088	036K	35,400	49" x 35" x 30.2"	147.2	295 lbs
0104089	042K	41,000	49" x 35" x 30.2"	126.4	312 lbs
0104090	048K	47,500	49" x 35" x 30.2"	155.2	318 lbs
0104091	060K	55,000	49" x 35" x 34.2"	148.8	348 lbs



Return Diameter: 14"; Supply Diameter: 12"

### MODEL IDENTIFICATION CODE



## Heater Kit Matrix

Identification codes for heater kits on page K-12

Stock #	Mfg. #	Model #	024K	030K	036K	042K	048K	060K
S.O.	917166B	H3HK-005H-01B	X	X	X	X	X	X
S.O.	917167B	H3HK-008H-01B	X	X	X	X	X	X
0103110	917168B	H3HK-010H-01B	X	X	X	X	X	X
0103111	917169B	H3HK-015H-01B	NA	X(2)	X(2)	X(2)	X(2)	X(2)
0103112	917170B	H3HK-020H-01B	NA	NA	NA	X(2)	X(2)	X(2)
0103113	917172B	H3HK-015H-21B	NA	X	X	X	X	X
0103114	917173B	H3HK-020H-21B	NA	NA	NA	X	X	X

( ) = Number of internal circuit breakers required. See accessories page K-12

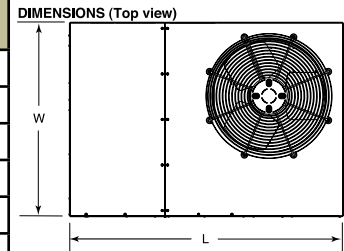
## Single Packaged Heat Pump, Single Phase 13 SEER, R-410A, 2 thru 5 Ton Units Cooling: 24,000 to 56,000 Btuh Heating: 24,000 to 54,500 Btuh

The Q5 Series single packaged heat pumps are high efficiency self contained cooling and heating units that can be installed on a slab. Units are ETL and ETLc listed.



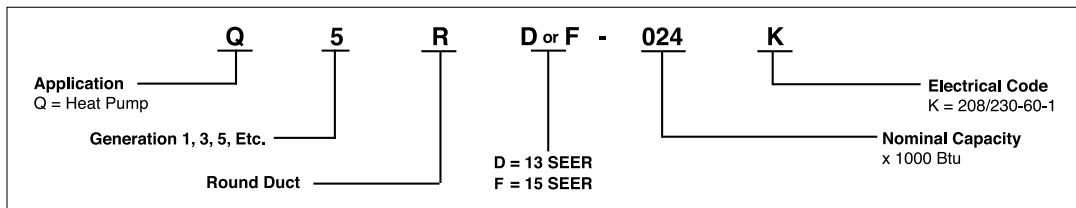
- State-of-the-art Copeland Scroll compressor: Is standard equipment.
- Designed using galvanized steel: With a polyester urethane coat finish. The 950 hour salt spray finish resists corrosion 50% better than comparable units.
- Both indoor and outdoor coils: Are designed to optimize heat transfer, minimize size and cost, and increase durability and reliability.
- The service valves are easily accessible: And simplify servicing of the refrigeration system.
- A wire coil guard and mesh hail guard that will never rust: Protects the coil from being damaged by balls, lawn mowers, hail, etc.
- High and low pressure switches: Added compressor protection.
- Suction Accumulator: Protection from liquid flood back and future compressor failures.
- Time / Temperature Defrost: A reliable, industry standard control offers various time settings to meet any type climate.
- Five Minute Restart Time Delay: When the unit shuts down, a five minute delay keeps the unit from restarting, eliminating the highest cause for compressor failure.
- 1 year limited parts warranty.
- 1 year limited labor warranty.
- 10 year limited compressor warranty.

Stock #	Q5RD Model #	Cooling BTUH	Heating BTUH	Dimensions L x W x H	Refrigerant Charge oz.	Shipping Weight
0104092	024K	24,000	24,000	49" x 35" x 22.2"	102.4	295 lbs.
0104093	030K	28,600	26,600	49" x 35" x 30.2"	128	335 lbs.
0104094	036K	35,600	34,000	49" x 35" x 30.2"	137.6	340 lbs.
0104095	042K	40,500	40,000	49" x 35" x 30.2"	132.8	355 lbs.
0104096	048K	46,000	44,500	49" x 35" x 34.2"	179.2	385 lbs.
0104097	060K	56,000	54,500	49" x 35" x 38.2"	200	385 lbs.



Return Diameter: 14" (12" for 024K); Supply Diameter: 12"  
For emergency back-up heat, applicable heater kit must be installed. Kits sold separately.

### MODEL IDENTIFICATION CODE



## Heater Application Matrix\*

Identification codes for heater kits [on page K-12](#)

Stock #	Mfg. #	Model #	024K	030K	036K	042K	048K	060K
S.O.	917166B	H3HK-005H-01B	X(0)	X(0)	X(0)	X(0)	X(2)	X(2)
S.O.	917167B	H3HK-008H-01B	X(0)	X(0)	X(2)	X(2)	X(2)	X(2)
0103110	917168B	H3HK-010H-01B	X(2)	X(2)	X(2)	X(2)	X(2)	X(2)
0103111	917169B	H3HK-015H-01B	NA	X(2 or 3)	X(2 or 3)	X(2 or 3)	X(2 or 3)	X(2 or 3)
0103112	917170B	H3HK-020H-01B	NA	NA	NA	X(3)	X(3)	X(3)
0103113	917172B	H3HK-015H-21B	NA	X(0 or 1)	X(0 or 1)	X(0 or 1)	X(0 or 1)	X(0 or 1)
0103114	917173B	H3HK-020H-21B	NA	NA	NA	X(1)	X(1)	X(1)

For emergency back-up heat, applicable heater kit must be installed. Kits sold separately.

\* NA = Not Approved

( ) = No. of internal circuit breaker kits required.  
X = Branch circuit protection only

NOTE: Blower performance heating values based on 10kw heater kit for 024k, 030k, and 036k. 15kw values used for 042k and 048k.

# P5RF Series



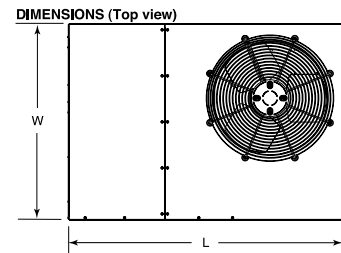
## Single Packaged Air Conditioner, Single Phase 15 SEER, 12 EER, R-410A, 2 thru 5 Ton Units Cooling: 24,000 to 57,500 Btuh

The P5 Series single packaged air conditioners are high efficiency self contained cooling and heating units that can be installed on a slab. Units are ETL and ETLc listed.



- State-of-the-art Copeland ultra-tech Scroll compressor: Provides two stage heat/cool
- Designed using galvanized steel: With a polyester urethane coat finish. The 950 hour salt spray finish resists corrosion 50% better than comparable units.
- Both indoor and outdoor coils: Are designed to optimize heat transfer, minimize size and cost, and increase durability and reliability.
- The service valves are easily accessible: And simplify servicing of the refrigeration system.
- R-410A Refrigerant: Environmentally friendly
- A wire coil guard and mesh hail guard: That will never rust protects the coil from being damaged by balls, lawn mowers, hail, etc.
- Designed to make servicing easier: For the contractor, access panels are provided to all major components.
- 0" clearance: To combustibles on duct side of the unit allows for installations in tight areas.
- Easy access: To evaporator for cleaning and general maintenance.
- High and low pressure switches: Added compressor protection.
- Drain trap: Design optimizes drainage capabilities.
- Easy to install: Electric heat strip provides up to 20 kw of heat output.
- Compact footprint and profile: Make the P5 Series easy to install and transport.

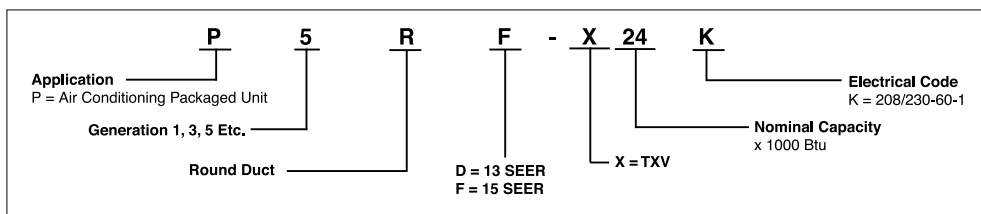
- Compressor sound blanket is standard.
- Energy efficient: Brushless DC (ECM) blower motor.
- 1 year limited parts warranty.
- 1 year limited labor warranty.
- 10 year limited compressor warranty.



Stock #	Mfg. #	P5RF Model #	Cooling BTUH	Heating BTUH	Dimensions L x W x H	Refrigerant Charge oz.	Shipping Weight
0108005	920880	X24K	24,000	24,000	49" x 35" x 30.2"	128	295 lbs.
0108006	920881	X36K	35,400	26,600	49" x 35" x 30.2"	131	295 lbs.
0108007	920882	X48K	47,500	34,000	49" x 35" x 38.2"	171.2	395 lbs.
0108008	920883	X60K	57,500	40,000	63" x 35" x 38.2"	240	430 lbs.

Return Diameter: 14"; Supply Diameter: 12". For emergency back-up heat, applicable heater kit must be installed. Kits sold separately.

### MODEL IDENTIFICATION CODE



## Heater Application Matrix\*

Identification codes for heater kits on page K-12

Stock #	Mfg. #	Model #	X24K	X36K	X48K	X60K
S.O.	917166B	H3HK-005H-01B	X	X	X	X
S.O.	917167B	H3HK-008H-01B	X	X	X	X
0103110	917168B	H3HK-010H-01B	X	X	X	X
0103111	917169B	H3HK-015H-01B	NA	X(2)	X(2)	X(2)
0103112	917170B	H3HK-020H-01B	NA	NA	X(2)	X(2)
0103113	917172B	H3HK-015H-21B	NA	X	X	X
0103114	917173B	H3HK-020H-21B	NA	NA	X	X

\* NA = Not Approved  
( ) = No. of internal circuit breaker kits required.  
X = Branch circuit protection only

NOTE: Blower performance heating values based on 10kw heater kit for 024k, 030k, and 036k. 15kw values used for 042k and 048k.

## Single Packaged Heat Pump, Single Phase 15 SEER, 12 EER, 8.0 HSPF, R-410A, 2 thru 5 Ton Units Cooling: 24,000 to 46,500 Btuh Heating: 23,000 to 44,000 Btuh



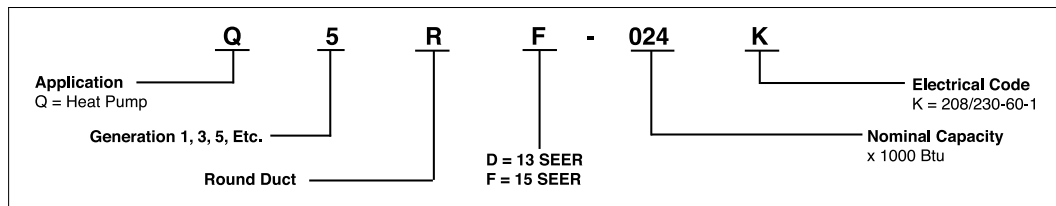
The Q5 Series single packaged heat pumps are high efficiency self contained cooling and heating units that can be installed on a slab. Units are ETL and ETLc listed.

- State-of-the-art Copeland Ultra: Tech Scroll compressor provides two stage heat/cool.
- Designed using galvanized steel: With a polyesterurethane coat finish. The 950 hour salt spray finish resists corrosion 50% better than comparable units.
- Both indoor and outdoor coils: Are designed to optimize heat transfer, minimize size and cost, and increase durability and reliability.
- The service valves are easily accessible: And simplify servicing of the refrigeration system.
- R-410A refrigerant: Environmentally friendly.
- A wire coil guard and mesh hail guard that will never rust: Protects the coil from being damaged by balls, lawn mowers, hail, etc.
- 0" clearance to combustibles: On duct side of the unit allows for installations in tight areas.
- High and low pressure switches: Added compressor protection.
- Suction Accumulator: Protection from liquid flood back and future compressor failures.
- Demand defrost standard: Provides additional energy savings in heating by defrosting only when necessary.
- Quiet operation and low vibration: 20" fan blade combined with custom Venturi condenser fan.
- Compressor sound blanket is standard.
- Three Minute Restart Time Delay: When the unit shuts down, a three minute delay keeps the unit from restarting, eliminating the highest cause for compressor failure.
- Protected Distributor Tubes: Both indoor and outdoor coils include very high abrasion resistance fiberglass sleeves to prevent leaks from tubing rubbing together.
  - 1 year limited parts warranty.
  - 1 year limited labor warranty.
  - 10 year limited compressor warranty.

Stock #	Q5RF Model #	Cooling BTUH	Heating Btuh 47°F	Dimensions L x W x H	Refrigerant Charge oz.	Shipping Weight
0108000	X24K	24,000	23,000	49" x 35" x 30.2"	140	335 lbs.
0108001	X36K	34,600	34,600	49" x 35" x 30.2"	163	340 lbs.
0108002	X48K	46,500	44,000	49" x 35" x 38.2"	197	385 lbs.
0108003	X60K	46,500	44,000	63" x 35" x 38.2"	240	435 lbs.

For emergency back-up heat, applicable heater kit must be installed. Kits sold separately.

### MODEL IDENTIFICATION CODE



## Heater Application Matrix\*

Identification codes for heater kits [on page K-12](#)

Stock #	Mfg. #	Model #	X24K	X36K	X48K	X60K
S.O.	917166B	H3HK-005H-01B	X(0)	X(0)	X(2)	X(2)
S.O.	917167B	H3HK-008H-01B	X(0)	X(2)	X(2)	X(2)
0103110	917168B	H3HK-010H-01B	X(2)	X(2)	X(2)	X(2)
0103111	917169B	H3HK-015H-01B	NA	X(2 or 3)	X(2 or 3)	X(2 or 3)
0103112	917170B	H3HK-020H-01B	NA	NA	X(3)	X(3)
0103113	917172B	H3HK-015H-21B	NA	X(0 or 1)	X(0 or 1)	X(0 or 1)
0103114	917173B	H3HK-020H-21B	NA	NA	X(1)	X(1)

\* NA = Not Approved  
( ) = No. of internal circuit breaker kits required.  
X = Branch circuit protection only

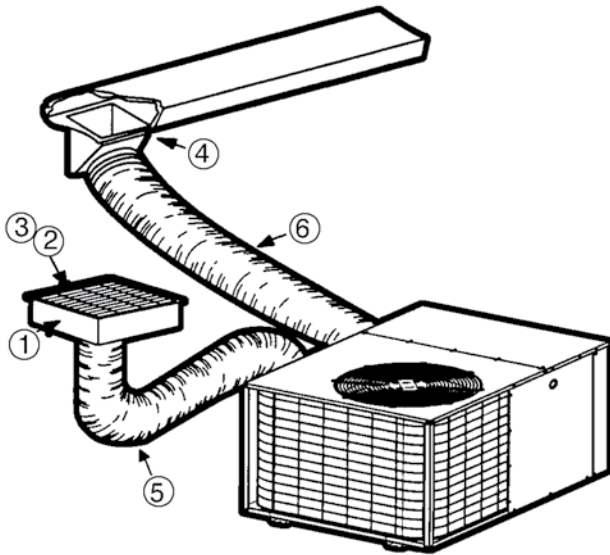
NOTE: Blower performance heating values based on 10kw heater kit for 024k, 030k, and 036k. 15kw values used for 042k and 048k.

# Self-Contained Accessories

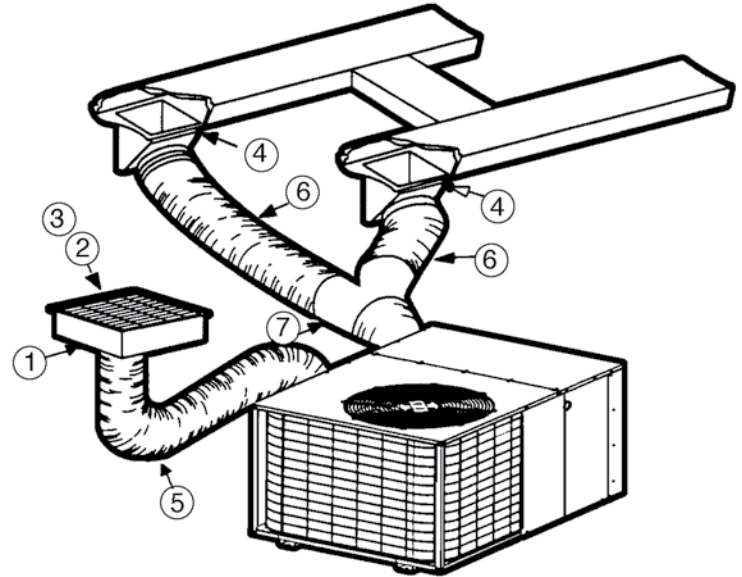


## Sheet Metal System Reference Description

- 1 12" x 12" Return Air
- 2 16" x 20" Air Filter
- 3 12" x 20" Grille
- 4 Supply Damper
- 5 12" or 14" Dia. Flex Return Duct
- 6 12" Dia. Flex Supply Duct
- 7 12" x 12" x 12" "Y" fitting



Single Wide Application



Double Wide Application

## Sheet Metal Systems

Stock #	Description
0100913	Single Wide Fittings Kit (Ref. 1, 2, 3 and 4)
0100917	Single Wide Fittings Kit with 12" Supply and 14" Return (Ref. 1, 2, 3 and 4)
0100914	Double Wide Kit for 2T HP w/12" connections (Ref. 1,2,3,4 & 6)
0100915	Double Wide Fittings Kit for 14" gas pack w/14" connections
0100918	Double Wide Fittings Kit with 14" return and 12" supply (Ref. 1, 2, 3 and 4) for A/C & HP
0103146	12" Return Box (Ref. 1)
0103153	14" Air Return Box
0100916	14" x 14" x 14" Y-Fitting
0103152	12" x 12" x 12" Y-Fitting (Ref. 7)
0103151	14" x 12" x 12" Y-Fitting

Stock #	Description
0103148	12" x 20" Grill (Ref. 3)
0100235	14" Duct Collar
0100360	12" Starter Collars
0100361	14" Starter Collars
0103150	12" Supply Fitting (Ref. 4)
0103149	14" Supply Fitting (Ref. 4)
0103131	16" x 20" Hog Hair Filter (Ref. 2)
0103160	16" x 14" Reducer Adapter
0103154	14" - 12" Reducer Adapter
0103155	10" - 12" Reducer Adapter
0101227	12" Duct Collar f/Nordyne
0100362	12" Flex Connector
0103073	14" Flex Adaptor Kit Square to Round

## Accessories

Stock #	Mfg. #	Description	Use With
0103001	903992	Heat/Cool Thermostat	All A/Cs
0103004	919604	HP Thermostat	
0238128	901996A	Automatic Damper	M Series Furnaces
0238221	902095	Base Damper	CMF
0237943	901083	Auto Damper	F/M Series Gas Furnaces w/Coil Cabinets & Nordyne Elec. Downflow Applications For Coil Cabinet M
0101107	912933	Universal Hard Start Kit Provides additional starting torque for the compressor motor when operating with low line voltage or high operating temperatures	All Models
0102858	904090A	LP Conversion Kit f/Gas Pack	R-4 & R-6 Series
0262508		48" Hvy. Dty. Cable ties for duct work	

## Duct Packages

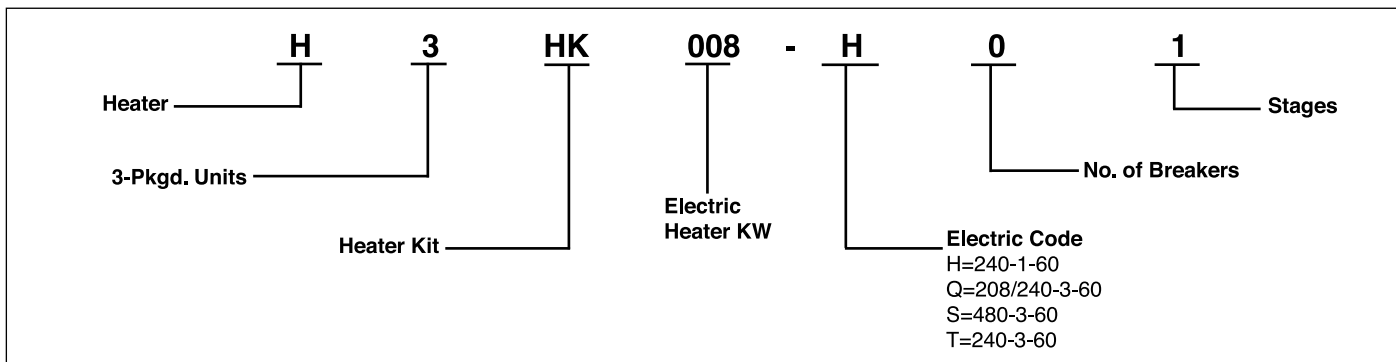
Description	R4.2	R6	R8
10" x 25' Duct	0103147		
12" x 7' Duct	0103141		
12" x 14' Duct	0103142		
14" x 20' Duct	0103143		
12" x 20' Duct	0103144		
12" x 25' Duct	0100908	0103157	0103138
14" x 7' Duct	0103140		
14" x 25' Duct	0103145	0103158	0103139

## Circuit Breaker/Adapters

Stock #	Mfg. #	Description
0101039	913350	4-Pole Single Adp
0101040	913556	6-Pole Single Adp
0101038	913554	2-Pole Brkr Single Phase



## Heater Kit Identification Codes



# DS4(B,Q)D-KA Series



## High Efficiency Air Conditioner, 13+ SEER Residential System 1.5 - 5 Ton Capacity

The DS4(B,Q)D-KA/B series now offers the choice of an air conditioner that uses more efficient and environmentally friendly refrigerant designated R-410A. The unit, when combined with our matched indoor coils, offers a full line of quality, split-system air conditioning systems. units are ideally sized for manufactured housing applications.



- R-410A Refrigerant – Earth friendly non-ozone depleting refrigerant.
- Permanently Lubricated Motor – A heavy duty PSC motor for long lasting reliability and quiet operation. Requires no maintenance and is completely protected from rain and snow.
- Removable Top Grille Assembly – Allows ease of service from the top without disconnecting fan motor leads.
- Composite Base Pan – Absorbs sound and corrosion resistant. Composite is also stronger and lighter than steel.
- One Piece Top/Orifice – Designed for maximum airflow and quiet operation.
- Easy Compressor and Control Access
- Designed to make servicing easier for the contractor, access panels are provided to all controls and the compressor from the side of the unit.
- Compressor – All models utilize quiet and efficient Copeland Scroll Compressors.
- Durable, Attractive Cabinet – Designed using galvanized steel with a polyurethane finish. the 950 hour salt spray finish is 1.5 mil thick and resists corrosion 50% better than comparable units.
- Steel Guard™ – Protects the unit coil from being damaged by balls, lawn mowers, hail, etc.
- High Pressure Switch – Protects against abnormally high system pressures. Auto-reset feature prevents nuisance service calls.
- Liquid Line Filter Drier – Included with outdoor unit.
  - 1 year limited parts warranty
  - 5 year compressor warranty
  - 1 year mileage warranty
  - 1 year labor warranty

## Air Conditioner Condenser - 13 SEER.

Braze Stock #	Quick Connect Stock #	Model #	Cooling Capacity	Seer Rtg.	Refr. Ozs.**	Delay Fuse Max	Total Amps	Dimensions H x W x D	Ship. Wght.
0102201	0107500	DS4(B,Q)D-024KB	24,000	13	90	25	13.5	23" x 22.75" x 22.75"	130
0102202	0107501	DS4(B,Q)D-030KB	29,400	13	96	30	14.8	27" x 23.75" x 22.75"	144
0102203	0107502	DS4(B,Q)D-036KB	35,400	13	104	35	17.8	27" x 23.75" x 22.75"	146
0102204	0107503	DS4(B,Q)D-042KA	39,500	13	124	40	19.31	31" x 30.75" x 30.75"	196
0102205	0107504	DS4(B,Q)D-048KA	45,000	13	127	50	23.2	31" x 30.75" x 30.75"	196
0102206	0107505	DS4(B,Q)D-060KA	58,000	13	160	60	27.6	43" x 30.75" x 30.75"	228

### Start Assist Kit

Provides additional starting torque for the compressor motor when operating with low line voltage or high operating temperatures.

0101107 (Mfr.# 912933)

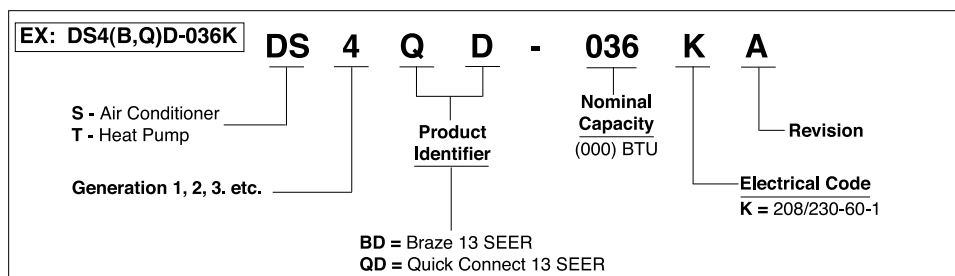
### Fan Delay Kit (TDR)

80-second fan delay

0103085 (Mfr.# 911758)

See pages K-17 & K-18 for coils and line sets

### MODEL IDENTIFICATION CODES





# DT4(B,Q)D Series



## High Efficiency Heat Pumps, 13+ SEER Residential System 1.5 - 5 Ton Capacity

The DT4(B,Q)D Series now offers the choice of a heat pump that uses a more efficient and environmentally friendly refrigerant designated R-410A. The heat pump, when combined with our engineered matched indoor coils, offer a full line of quality, split-system heat pumps. Units are ideally sized for manufactured housing applications.

- Warranty – The best in the industry
  - 1 year limited parts
  - 5 year compressor
  - 1 year mileage
  - 1 year labor
- R-410A Refrigerant – Earth friendly non-ozone depleting refrigerant.
- Copper Tube / Aluminum Fin Coils – Both indoor and outdoor coils are designed to optimize heat transfer, minimize size and cost, and increase durability and reliability.
- Permanently Lubricated Motor – A heavy duty PSC motor for long lasting reliability and quiet operation. Requires no maintenance and is completely protected from rain and snow.
- Time / Temperature Defrost – A reliable, industry standard control offers various time settings to meet any type climate.
- Removable Top Grille Assembly – Allows ease of service from the top without disconnecting fan motor leads.
- Composite Base Pan – Absorbs sound and corrosion resistant. Composite is also stronger and lighter than steel.
- Steel Guard™ – Protects the unit coil from being damaged by balls, lawn mowers, hail, etc.
- One Piece Top/Orifice – Designed for maximum airflow and quiet operation.
- Common Suction Service Port – This port allows the contractor to read the suction pressure in all modes of operation without removing any panels, saving time and increasing serviceability.
- Five Minute Restart Time Delay – When the unit shuts down, a five minute delay keeps the unit from restarting, eliminating the highest cause for compressor failure.
- Suction Accumulator – Protection from liquid flood back and future compressor failures. All 12 seer H.P. have scroll compressors.
- Hot Gas Muffler – Reduces compressor noise and vibration.
- Easy Compressor and Control Access – Designed to make servicing easier for the contractor, access panels are provided to all controls and the compressor from the side of the unit.
- Durable, Attractive Cabinet – Designed using galvanized steel with a polyester urethane finish. The 950 hour salt spray finish is 1.5 mil thick and resists corrosion 50% better than comparable units.
- High Pressure Switch – Protects against abnormally high system pressures. Auto-reset feature prevents nuisance service calls.
- Liquid Line Filter Drier – Included with outdoor unit.



## Heat Pump Condenser - 13 SEER

Brze Stock #	Quick Connect Stock #	Model #	Cooling Capacity	Seer Rtg.	Refr. Ozs.**	Delay Fuse Max	Dimensions H x W x D	Ship. Wght.
0102208	0107506	DT4(B,Q)D-024K	23,600	13	138	30	35" x 30.75" x 30.75"	180
0102209	0107507	DT4(B,Q)D-030K	29,200	13	145	30	39" x 30.75" x 30.75"	185
0102210	0107508	DT4(B,Q)D-036K	35,400	13	168	35	43" x 30.75" x 30.75"	190
0102211	0107509	DT4(B,Q)D-042K	39,000	13	243	40	39" x 30.75" x 30.75"	260
0102212	0107510	DT4(B,Q)D-048K	45,000	13	248	45	43" x 30.75" x 30.75"	295
0102213	0107511	DT4(B,Q)D-060K	51,000	13	248	50	43" x 30.75" x 30.75"	305

See pages K-17 & K-18 for coils and line sets

### Start Assist Kit

0101107 (Mfr.# 912933)

### Fan Delay Kit (TDR)

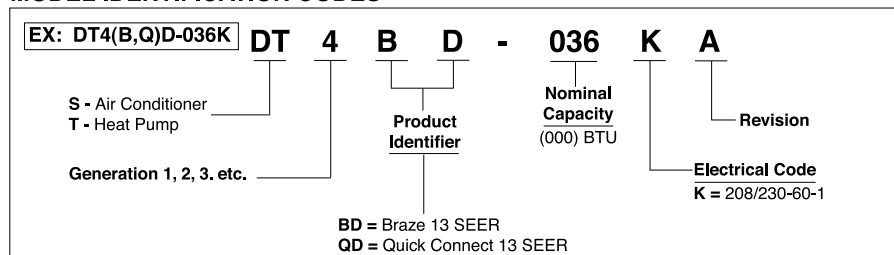
80-second fan delay

0103085 (Mfr.# 911758)

### 2-Stage Outdoor Thermostat

0102077 (Mfr.# 913235)

### MODEL IDENTIFICATION CODES



# DT4BE Series

## DT4BE Series 15+ SEER, R-410A High Efficiency Heat Pump, 1.5 - 5 Ton Capacity

The DT4BE Series now offers the choice of an heat pump that uses a more efficient and environmentally friendly refrigerant designated R-410A. The DT4BE Series of heat pumps offers exceptional performance. The unit, when combined with our engineered coils or air handlers, offers a full line of quality, split system cooling and heating equipment. When matched with our variable speed air handler, or our variable speed blower kits, the DT4BE is rated up to 15 SEER and 8.5+ HSPF. Units are ideally sized for slab or rooftop mounting in single, multifamily, and light commercial applications.



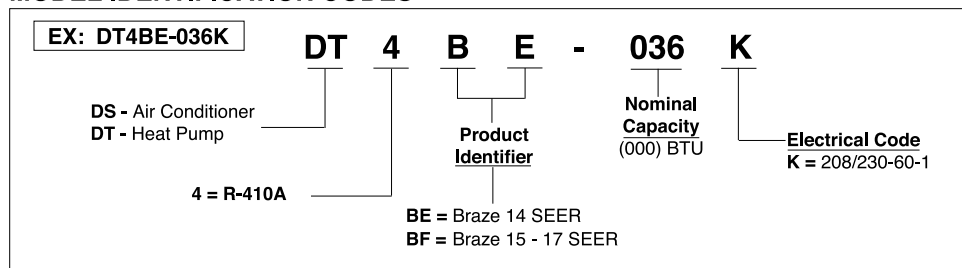
- Warranty – The best in the industry
  - 1 year limited parts
  - 5 year compressor
  - 1 year mileage
  - 1 year labor
- Composite Base Pan: Absorbs sound and is corrosion resistant. Composite is also stronger and lighter than steel.
- Copper Tube / Aluminum Fin Coils: Both indoor and outdoor coils are designed to optimize heat transfer, minimize size and cost, and increase durability and reliability.
- Permanently Lubricated Motor: A heavy duty PSC motor for long lasting reliability and quiet operation. Requires no maintenance and is completely protected from rain and snow.
- Removable Top Grille Assembly: Allows ease of service from the top without disconnecting fan motor leads.
- High Pressure Switch: Protects against abnormally high system pressures. Auto-reset feature prevents nuisance service visits.
- Liquid Line Filter Drier: Included with unit, field installed.
- One Piece Top/Orifice: Designed for maximum airflow and quiet operation.
- Easy Compressor and Control Access: Designed to make servicing easier for the contractor, access panels are provided to all controls and the compressor from the side of the unit.
- Steel Guard™: Protects the unit's coil from being damaged by balls, lawn mowers, hail etc.

Dimensions: 43"H x 30-3/4"W x 30-3/4"L

Stock #	Mfg. #	Model #	Cooling Capacity	Seer Rtg.	Refr. Ozs.**	Ship. Wght.
0108020	919661D	DT4BE-024K	24,000	14	166	189
0108021	919662D	DT4BE-030K	29,400	14	168	189
0108022	919663D	DT4BE-036K	35,400	14	174	191
0108023	919664D	DT4BE-042K	39,500	14	256	294
0108024*	919669D	DT4BF-048KA*	45,000	15	272	289
0108025*	919670D	DT4BF-060KA*	58,000	15	272	313

\* To meet tax credit requirements for 4 & 5 ton applications, utilize the DT4BF heat pump matched with a B4VM air handler. Note that these air handlers are "C" cabinet width, which is larger than the E3 footprint and may not fit all applications.

### MODEL IDENTIFICATION CODES



### Start Assist Kit

Provides additional starting torque for the compressor motor when operating with low line voltage or high operating temperatures.

0101107 (Mfr.# 912933)

### Fan Delay Kit (TDR)

80-second fan delay

0103085 (Mfr.# 911758)

### 2-Stage Outdoor Thermostat

0102077 (Mfr.# 913235)

### FSHE Blower Kit

0103084 (Mfr.# 904619)  
(B-Cabinet).

## B4VM-X Series, Air Handler with TXV 15+ SEER Residential System, High Efficiency Heat Pump 24,000 - 60,000 Btuh (Heat Pump & Air Conditioner) R-410A Refrigerant

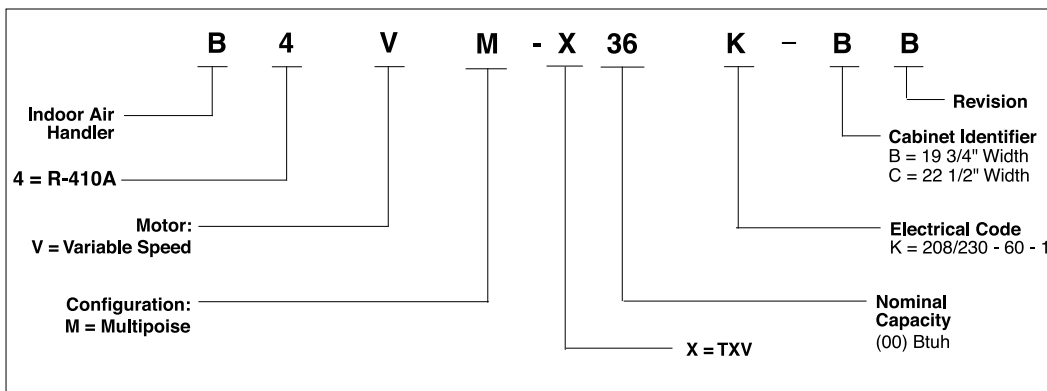
The B4VM-X Series of air handlers, when combined with our 2-stage heat pump or 2-stage air conditioner, offers a full line of quality, split system heating and cooling equipment.

- Warranty – The best in the industry
  - 1 year limited parts
  - 5 year compressor
  - 1 year mileage
  - 1 year labor
- Increased Efficiencies-Air conditioning and heat pump efficiencies up to 16 SEER and 8.5 HSPF.
- ECM Variable Speed Motor - Programmed to provide 12 field-selectable cooling airflows and 4 heating airflows to match any application.
- Quiet Blower Operation - Extra quiet and smooth blower on and off cycles.
- Constant airflow - Motor automatically adjusts to different static loads.
- Selectable delay profiles - Increases efficiency and comfort.
- Reduced air stratification - This results in improved air quality by optimizing humidity removal and filtration capabilities.
- Multi-posed - Can be used in horizontal, upflow, downflow and vertical applications.
- Built in Filter Rack - makes the air handler easy to service.
- Plug-in Heater Kits - Available in 5 kw through 30 kw (Not for use in 115 Volt units)
- Circuit Board – Incorporating blower time delay relay, low voltage terminal strip, and heat-strip sequencing.
- Breaker Accessibility - Breaker accessible from the front of the unit when heater is applied.
- Plastic Drain Pan - Provides corrosion resistance.
- Durable Cabinet - Galvanized steel with a polyurethane finish. The finish will endure 950 hours of salt spray and resist corrosion 50% better than comparable units.
- 2-Stage Cooling - ECM variable speed motor is programmed to operate at 75% of selected CFM when the system is operating in low stage cooling.
- Thermal Expansion Valve - Factory installed externally equalized thermal expansion valve provides precise refrigerant control under varying load conditions.
- Cabinet Insulation – 1" insulation with an R-value of 4.2 contributes to quiet operation and prevents cabinet sweating.



Stock #	Mfg. #	Model #	Seer Rtg.	Suction Dia.	Liquid Dia.	Ship. Wght.	H x W
0108032	920424D	B4VM-X-024B	15	3/4	3/8	120	43.5" x 19.75"
0108033	920425D	B4VM-X-036B	15	7/8	3/8	140	49.5" x 19.75"
0108030	920426D	B4VM-X-048C	15	7/8	3/8	170	56" x 22.5"
0108031	920427D	B4VM-X-060C	15	7/8	3/8	170	56" x 22.5"

### MODEL IDENTIFICATION CODE



- Upflow and counterflow applications
- Copper tubing with aluminum fins
- Quick connect refrigerant connections
- High efficiency fin design & rifle tubing
- Plastic long-life drain pan & fitting
- Coil pressurized
- Flap added over line set stubs for access to liquid line Schrader for testing

## Evaporator "A" Coil 410A

(includes drain hose & clamp)



Stock #	Mfg. #	Model #	L x W x H
---------	--------	---------	-----------

### Quick Connect Downturn

0107515	920688	C5QA-X25U-B	19-1/2" x 18-1/8" x 19"
0107516	920689	C5QA-X30U-B	19-1/2" x 18-1/8" x 19"
0107517	920690	C5QA-X36U-B	19-1/2" x 18-1/8" x 19"
0107518	920760	C5QA-X37U-B	19-1/2" x 18-1/8" x 25"
0107519	920691	C5QA-X42U-B	19-1/2" x 18-1/8" x 19"

### Mortex Coils Quick Connect

0107520	559576	CM4Q-53U	19-1/2" x 18-1/8" x 18.5"
0107521	559577	CM4Q-54U	19-1/2" x 18-1/8" x 18.5"
0107522	559578	CM4Q-56U	19-1/2" x 18-1/8" x 24.5"

### Braze - Horizontal Multipoise Coil

0102214	919628D	C5BA-X25U-B	19-1/2" x 18-1/8" x 19"
0102215	919512D	C5BA-X30U-B	19-1/2" x 18-1/8" x 19"
0102216	919513D	C5BA-X36U-B	19-1/2" x 18-1/8" x 19"
0102217	919630D	C5BA-X37U-B	19-1/2" x 18-1/8" x 25"
0102218	919514D	C5BA-X42U-B	19-1/2" x 18-1/8" x 25"

### Braze - Downturn Connections Coil

0102219	920695	C5DA-X25U-B	19-1/2" x 18-1/8" x 19"
0102220	920696	C5DA-X30U-B	19-1/2" x 18-1/8" x 19"
0102221	920697	C5DA-X36U-B	19-1/2" x 18-1/8" x 19"
0102222	920761	C5DA-X37U-B	19-1/2" x 18-1/8" x 25"
0102223	920698	C5DA-X42U-B	19-1/2" x 18-1/8" x 25"

### Mortex Coils Braze

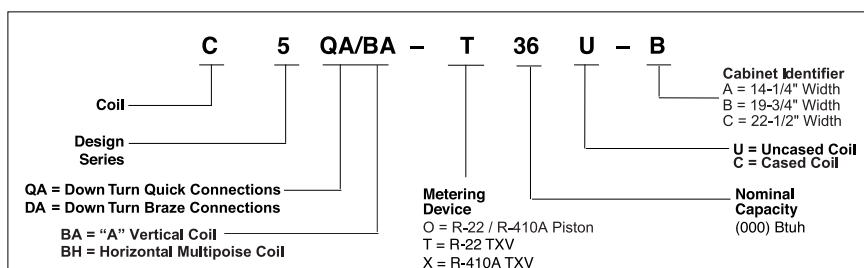
0102224	920573	CM4B-53U	19-1/2" x 18-1/8" x 18.5"
0102225	920574	CM4B-54U	19-1/2" x 18-1/8" x 18.5"
0102226	920575	CM4B-56U	19-1/2" x 18-1/8" x 24.5"

Designed specifically for use with certain models of manufactured housing downflow gas furnaces or electric furnaces in both downflow and upflow applications, where system is configured as a pull-through air application.

Efficiency and capacity ratings are listed in current ARI Unitary Directory for FB Coils matched with Nordyne brand outdoor condensing or heat pump units. Air conditioning coil matches are listed in INDOOR COIL MANUFACTURER air conditioning section. Heat pump coil matches are listed in INDOOR COIL MANUFACTURER heat pump section.

**For replacement R-22 A-Coils and Line Sets, see page K-33**

## C5 Coils Identification Codes



# Split System Accessories

Stock #	Mfg. #	Accessories	Notes:
0103088	902084	Insulation Kit	3500 Models, EB-B
0103011	902522	Wire Adapter Plug	3500 Models Coleman
0103001	903992	H/C Thermostat	All Systems
0103004	919664	HP Thermostat	
0101200	912349	O-Rings, 5/8; 10/Pk.	
0101201	912350	O-Rings, 3/4; 10/Pk.	
0100924	911656	Stub Kit, 5/8 - 3/8	For R-22 & R410A Line Sets
0100925	911657	Stub Kit, 3/4 - 3/8	For R-22 & R410A Line Sets
0100926	911658	Stub Kit, 7/8 - 3/8	For R-22 & R410A Line Sets
0100598	917763	Metal Filter F/C3QA A-Coil	15-7/8" x 19"
0100601	917416	Metal Filter F/C3QA A-Coil	16-5/16" x 25"
0100624	911328	Metal Filters F/C1QA A-Coil Only (2 ea)	16-3/4" x 19"
0100625	911329	Metal Filters F/C1QA A-Coils Only	17" x 23"
0103089	902039	Coil/Relay Adapter Package	3400, 4500
0100602	914649	C3 Conversion Kit (054)	FE, E1, E2 & E3
0100603	914539	C3 Conversion Kit (24-47, 55)	FE, E1, E2 & E3
0100604	914540	C3 Conversion Kit (48)	FE, E1, E2 & E3
0100605	917446	Conversion Kit F/37/43/48 Coils	FE, E1, E2 & E3
0103092	902828	A-Coil Shelf (PK6F Coleman)	EB-A, EB-B
0100606	291391	Hold Down Bracket	
0100607	224720	Hold Down Bracket	
0103085	918476	Time Delay Relay	
0100650	914762	Fos. Fuel Relay Kit f/Gas	
0102077	913852	Outdoor T-Stat Kit	
0104155	558171	Filter Kit f/ 42 -53 and -54 Coils	18" x 24"
0104156	558177	Filter Kit f/ -55 Coils	18-3/4" x 24-1/4"
0103205	903092A	2 Wire Relay Kit	M1 Furnaces

## Insulated Line Sets 410A

Stock #	Mfg. #	Suction Line ID	Length
0107525	920702	5/8"	15'
0107526	920703	3/4"	15'
0107527	920705	3/4"	20'
0107528	920706	7/8"	20'
0107529	920707	3/4"	25'
0107530	920708	7/8"	25'

Stock #	Mfg. #	Suction Line ID	Length
0107531	920709	3/4"	30'
0107532	920710	7/8"	30'
0107533	920712	7/8"	40'
0107534	920713	3/4"	50'
0107535	920714	7/8"	50'

NOTE: See "Outside Unit Installation Instructions" for factory-specified lineset.

## Braze 1/2" Insulated Line Sets 410A

Stock #	Mfg. #	Liquid OD	Suction OD	Length	Insulation
0102230	01-0334	3/8"	3/4"	20'	1/2"
0102231	01-0336	3/8"	3/4"	30'	1/2"
0102232	01-0340	3/8"	7/8"	20'	1/2"
0102233	01-0342	3/8"	7/8"	30'	1/2"
0102234	01-0345	3/8"	7/8"	50'	1/2"

Outdoor Improvements  
Anchors & Set-Up Material  
Doors & Windows  
Coatings & Cleaners  
Appliances  
Tools & Hardware  
Carpet & Flooring  
Electrical  
Plumbing  
Towing & Safety  
Heating & Cooling

# Specific Application for DT4 (B,Q)D Heat Pumps

## SYSTEM HEATING & COOLING CAPACITIES - 13 SEER — High Efficiency — Single Phase

### M1 & M3 (+ Coleman/Vexar Gas or Electric) 13 SEER

Outdoor Unit	Indoor Coil + TDR	Coil Height	Cooling Capacity	EER	HSPF	SCFM	(Btu/h) 47F°	(Btu/h) 17F°
							Capacity	Capacity
DT4(B,Q)D-018K	C5(B,D,Q)A-X25U-B	19"	18,000	11.05	7.7	625	18,000	10,600
DT4(B,Q)D-024K	C5(B,D,Q)A-X25U-B	19"	23,600	12.6	9.0	750	23,600	13,600
DT4(B,Q)D-030K	C5(B,D,Q)A-X30U-B	19"	29,200	12	8.0	850	30,000	18,000
DT4(B,Q)D-036K	C5(B,D,Q)A-X36U-B	19"	35,400	11.8	8.0	1180	36,000	23,000
DT4(B,Q)D-042K	CM4(B,Q)-53U	18 1/2"	39,000	11.5	8.0	1310	40,500	25,000
DT4(B,Q)D-048K	CM4(B,Q)-53U	18 1/2"	45,500	11.7	8.0	1400	46,500	30,000
DT4(B,Q)D-060K*	CM4(B,Q)-54U***	18 1/2"	51,000	11.5	7.6	1400	51,000	34,800

\* 5 ton condenser is not a valid Match with the M3      \*\*\* Requires 5 Ton Blower set at High Speed

### E3 13 SEER

Outdoor Unit	Indoor Coil + TDR	Coil Height	Cooling Capacity	EER	HSPF	SCFM	(Btu/h) 47F°	(Btu/h) 17F°
							Capacity	Capacity
DT4(B,Q)D-018K	C5(B,D,Q)A-X25U-B	19"	18,000	11.05	7.7	625	18,000	10,600
DT4(B,Q)D-024K	C5(B,D,Q)A-X25U-B	19"	23,600	12.6	9.0	750	23,600	13,600
DT4(B,Q)D-030K	C5(B,D,Q)A-X30U-B	19"	29,200	12	8.0	850	30,000	18,000
DT4(B,Q)D-036K	C5(B,D,Q)A-X36U-B	19"	35,400	11.8	8.0	1180	36,000	23,000
DT4(B,Q)D-036K	C5(B,D,Q)A-X37U-B	25"	35,400	11.8	8.0	1180	36,000	23,000
DT4(B,Q)D-042K	CM4(B,Q)-53U	18 1/2"	39,000	11.5	8.0	1310	40,500	25,000
DT4(B,Q)D-042K	CM4(B,Q)-54U	18 1/2"	41,500	11.7	8.0	1400	41,500	25,200
DT4(B,Q)D-048K	CM4(B,Q)-53U	18 1/2"	45,500	11.7	8.0	1400	46,500	30,600
DT4(B,Q)D-048K	CM4(B,Q)-54U	18 1/2"	46,500	12.0	8.0	1400	46,500	30,200
DT4(B,Q)D-060K	CM4(B,Q)-56U**	24 1/2"	53,000	11.7	8.0	1600	54,000	37,000

\*\* Requires 5 Ton Blower set at High Speed

# Specific Application for DT4BE Heat Pumps

## SYSTEM HEATING & COOLING CAPACITIES 14+ SEER — High Efficiency — Single Phase

Outdoor Unit	Indoor Unit	Cooling Capacity	SEER	EER	Heating Capacity Btu/h @ 47°F	HSPF	Nominal SCFM
DT4BE-018K	B4VM-X24K-(A,B)	19,000	15.0	13.5	18,800	8.5	675
DT4BE-024K	B4VM-X24K-(A,B)	23,400	15.0	13.5	24,600	8.6	675
DT4BE-030K	B4VM-X30K-B	28,400	15.0	13.5	29,400	8.7	960
DT4BE-036K	B4VM-X36K-B	34,800	15.0	13.5	33,600	8.8	1125
DT4BE-042K	B4VM-X48K-B	40,000	15.5	14.0	38,000	9.0	1300
DT4BE-048K	B4VM-X48K-B	45,500	14.0	12.6	44,000	8.5	1660
DT4BE-060K	B4VM-X60K-B	59,000	14.0	12.5	52,500	8.5	1660

All ratings are with time delay relay.

See current AHRI Directory for certified combinations and ratings. [www.ahridirectory.org](http://www.ahridirectory.org)

Outdoor Unit	Indoor TVX Coil Model	Indoor Unit	Cooling Capacity	SEER	EER	Heating Capacity Btu/h @ 47°F	HSPF	Nominal SCFM
DT4BE-024K	C5B(A,H)-X25(C,U)-B	E3EB(*)+FSHE	23,800	15	12.5	24,000	8.5	750
DT4BE-030K	C5B(A,H)-X30(C,U)-B	E3EB(*)+FSHE	27,600	15	12.5	29,000	8.5	885
DT4BE-036K	C5B(A,H)-X37(C,U)-B	E3EB(*)+FSHE	34,200	15	12.5	34,400	8.5	1200
DT4BE-042K	C5B(A,H)-X42(C,U)-B	E3EB(*)+FSHE	39,500	15	12.5	38,500	8.5	1340



# Components for Specific Applications

These handy charts show what you need for specific models...

## Nordyne Electric

FEHA		
Heating blower in the FEHA Series Electric furnace can be used for up to 2 tons of cooling. For over 2 tons, use the 0103063 multi-speed blower		
Stock #	Mfg. #	Model #
0103087	901699	Relay - 5 Wire
0103063	901282	Multi-Speed Blower
0103001	903992	H & C T-stat
0100603	914539	Conv. Kit
0103086	901698	Relay - 2 Wire

FEHB		
FEHB Series comes with a 2-speed blower that can be used for up to 3 tons of cooling. For 4 tons, use the 0103063 multi-speed blower		
Stock #	Mfg. #	Model #
0103087	901699	Relay
0100603	914539	Conv. Kit
0103001	903992	H & C T-stat

FEBB		
FEBB Series includes A/C Blower (2 to 4 tons)		
Stock #	Mfg. #	Model #
0100603	914539	Conv. Kit
0103001	903992	H & C T-stat
0103087	901699	Relay Kit 5-Wire

E1EB/E2EB		
Stock #	Mfg. #	Model #
0100603	914539	Conv. Kit

E1EH 2.5 Ton to 3 Ton		
Stock #	Mfg. #	Model #
0103048	902987	Relay
0103001	903992	H & C Thermostat
0100603	914539	Conv. Kit

E1EH 3.5 Ton to 4 Ton		
Stock #	Mfg. #	Model #
0103048	902878	Relay
0103049	902805	Blower
0100603	914539	Conv. Kit

## Nordyne Electric (continued)

E2EH • 2.5 to 3 Ton		
Stock #	Mfg. #	Model #
0103048	902987	Relay
0100603	914539	Conversion Kit
0103061	902991	Insulation Kit

E2EH • 3.5 to 4 Ton		
Stock #	Mfg. #	Model #
0103048	902987	Relay
0100603	914539	Conversion Kit
0103061	902991	Insulation Kit
0103041	902993	Blower Assembly

## Nordyne MG Gas Furnaces

MGH		
Stock #	Mfg. #	Model #
0103057	911030	Blower
0103001	903992	H & C Thermostat

MGHA-02, MMHA, MBHA, MSHA 2-3.5 T		
Stock #	Mfg. #	Model #
0103007	901998	Blower
0103010	901995	Relay
0103001	903992	H&C T-stat

MGHA-02, MMHA, MBHA, MSHA 4 T		
Stock #	Mfg. #	Model #
0103008	901999	Blower
0103010	901995	Relay
0103001	903992	H & C T-stat

MGHA-05 • 2.5 to 3.5 Ton		
Stock #	Mfg. #	Model #
0103005	902809	Blower
0103001	903992	H&C Thermostat

MGHA-05 • 4 Ton		
Stock #	Mfg. #	Model #
0103206	902898A	Relay
0103006	902810	Blower
0103001	903992	H&C Thermostat



# Components for Specific Applications

These handy charts show what you need for specific models...

## 5 Ton Blower Assemblies

Stock #	Mfg. #	Model #
0103060	902985	F/E2E
0103065	903944	F/Coleman Gas
0103044	903963	F/Coleman Elect. EB Motor & cap only to up-grade current 4T blower
0103202	903890	F/M1 Gas Furnace

## Nordyne M1 Gas Furnaces

M1GH • 2 Ton		
Stock #	Mfg. #	Model #
0103206	902898A	Relay

M1GH • 2 to 3 Ton		
Stock #	Mfg. #	Model #
0103200	903412	Blower
0103206	903773A	Relay

M1GH • 2 to 4 Ton		
Stock #	Mfg. #	Model #
0103201	903413	Blower
0103206	902898A	Relay

M1GH • 2 to 5 Ton		
Stock #	Mfg. #	Model #
0103202	903890	Blower
0103206	902898A	Relay

## Coleman Electric Furnace

EB-A		
Stock #	Mfg. #	Model #
0103087	901699	Relay
0103089	902039	Coil Support Adapter
0103001	903992	H&C T-stat
0103088	902084	Insulation Kit

EB-B		
Stock #	Mfg. #	Model #
0103092	902828	Coil Relay Adapter Kit
0103001	903992	H&C T-stat
0103088	902084	Insulation Kit

## Coleman Gas Furnaces

DGRT-AUA/DGAT-BDA 2 Ton to 3.5 Ton		
Stock #	Mfg. #	Model #
0103007	901998	Blower
0103010	901995	Relay
0103001	903992	H&C T-stat

DGRT-AUA/DGAT-BDA, BDD 4 Ton		
Stock #	Mfg. #	Model #
0103008	901999	Blower
0103009	901994	2W A/C Control (Relay)
0103010	901995	5W A/C Control (Relay)
0103001	903992	H&C T-stat

DGRT-AUB/DGAT-BDC 2 Ton to 3.5 Ton		
Stock #	Mfg. #	Model #
0103008	919999	Blower
0103011	902522	Adpt. Plug
0103001	903992	H&C T-stat

DGRT-AUB/DGAT-BDD 2 Ton to 3.5 Ton		
Stock #	Mfg. #	Model #
0103006	902810	Blower
0103011	902522	Adpt. Plug
0103001	903992	H&C T-stat

DGRT-AUB/DGAT-BDC 4 Ton		
Stock #	Mfg. #	Model #
0103008	901999	Blower
0103011	902522	Adapter Plug
0103001	903992	H&C T-stat

## Convertible Furnace Power Oil-Gas 65,000, 80,000 & 100,000 Btu/h



CMF Series is a classic and time-honored design, a versatile and reliable product incorporating a multi-speed blower and multi-fired burner. Classic design coupled with new technology make the CMF today's choice for a multi-application fossil fuel heating appliance.

- Three-speed, custom fit and painted blower configuration for efficient, quiet operation at all firing rates
- Titanium kilned process technology used in heat exchanger steel for extended life and durability
- Re-sized auxiliary limit switch for reliable cycling
- Beckett oil burners are standard equipment
- Classic 18" width dimension for those tight replacement jobs
- MA 100, MA 200, and CB 200 bases for versatility

### Heat Only Furnaces - Standard Flue

Vent Size: 4"

Stock#	Mfg. #	Model #	Burner Type	Btu/h Input	Btu/h Output	CFM @ .3	W x D x H	Weight
0238000	904515	CMF2 80PG	Gas Gun	80,000	64,000	800	18" x 24-1/4" x 57"	183
0238001	904516	CMF2 80PO	Oil Gun	80,000	64,000	800	18" x 24-1/4" x 57"	167

### Conversion Kits

Stock #	Mfg. #	Model #	Burner Type	Kit Includes:
0238002	903099	CMF80 to 65 PG	Gas Gun	Labels, orifices and air cone
0238003	903100	CMF80 to 65 PO	Oil Gun	Labels and nozzles
0238004	903101	CMF80 to 100 PG	Gas Gun	Labels and orifices
0238005	903102	CMF80 to 100 PO	Oil Gun	Labels, nozzles and burner head



# M1 Series Furnaces



## M1M\* Hot Surface Ignition M1B\* Gas Gun

The M1 Series furnace is designed for all sizes of manufactured and modular homes. These units incorporate high efficiency, reliability, and low maintenance. Units may be installed free standing in a utility room or enclosed in an alcove or closet. M1 Series furnaces are available in A/C adaptable or A/C ready, with or without coil cavity box, multiple blower combinations for cooling requirements, and many burner options.

- Sealed Combustion System: Vents exhaust gas directly outdoors and draws in 100% outside air for the burner.
- High Efficiency Drum Heat Exchanger: Delivers optimum heat transfer with low air resistance.
- Easy Open Pawl Latch: Secures the door firmly for transit, yet allows easy removal for access.
- Appliance Quality Door: Protects against rust and other corrosion. Baked enamel finish allows for easy cleaning.
- Choice of Air Conditioning Options: From 2 to 5 tons A/C ready.
- Fully Insulated Cabinet: Insures minimized heat loss and quiet operation.
- Large, Effective Air Filter: Room air is cleaner with this permanent washable filter.
- Reliable Burner: With uniform flame pattern extends life of heat exchanger.



## Furnace, Forced Draft Gas

56,000 to 90,000 Btu/h, Heating, A/C Relay (no coil cabinet)

Stock #	Mfg. #	Model #	Burner Type	Output Btu/h	AFUE	Wght.	W x D x H
0233015	903230	M1MB-077AAW	Hot Sur. Ign.	62,000	80.0	149	19-3/4" x 23-3/4" x 56"
0233016	903231	M1MB-090AAW	Hot Sur. Ign.	72,000	80.0	151	19-3/4" x 23-3/4" x 56"

56,000 to 90,000 Btu/h With Coil Cabinet & A/C Ready up to 3 Tons

Stock #	Mfg. #	Model #	Burner Type	Output Btu/h	AFUE	Wght.	W x D x H
0233005	903236	M1MB-056ABW	Hot Sur. Ign.	46,000	80+	167	19-3/4" x 23-3/4" x 76"
0233006	903237	M1MB-070ABW	Hot Sur. Ign.	57,000	80+	168	19-3/4" x 23-3/4" x 76"
0233007	903238	M1MB-077ABW	Hot Sur. Ign.	62,000	80+	171	19-3/4" x 23-3/4" x 76"
0233008	903239	M1MB-090ABW	Hot Sur. Ign.	72,000	80+	166	19-3/4" x 23-3/4" x 76"

56,000 to 90,000 Btu/h, A/C Ready up to 3 Tons (no coil cabinet)

Stock #	Mfg. #	Model #	Burner Type	Output Btu/h	AFUE	Wght.	W x D x H
0233013	903228	M1MB-056AAW	Hot Sur. Ign.	46,000	80+	152	19-3/4" x 23-3/4" x 56"
0233014	903229	M1MB-070AAW	Hot Sur. Ign.	57,000	80+	153	19-3/4" x 23-3/4" x 56"

56,000 to 90,000 Btu/h With Coil Cabinet & A/C Ready up to 4 Tons

Stock #	Mfg. #	Model #	Burner Type	Output Btu/h	AFUE	Wght.	W x D x H
0232985	903240	M1MC-056ABW	Hot Sur. Ign.	46,000	80	171	19-3/4" x 23-3/4" x 76"
0232986	903241	M1MC-070ABW	Hot Sur. Ign.	57,000	80	172	19-3/4" x 23-3/4" x 76"
0232987	903240	M1MC-077ABW	Hot Sur. Ign.	62,000	80	171	19-3/4" x 23-3/4" x 76"
0232988	903243	M1MC-090ABW	Hot Sur. Ign.	72,000	80	171	19-3/4" x 23-3/4" x 76"

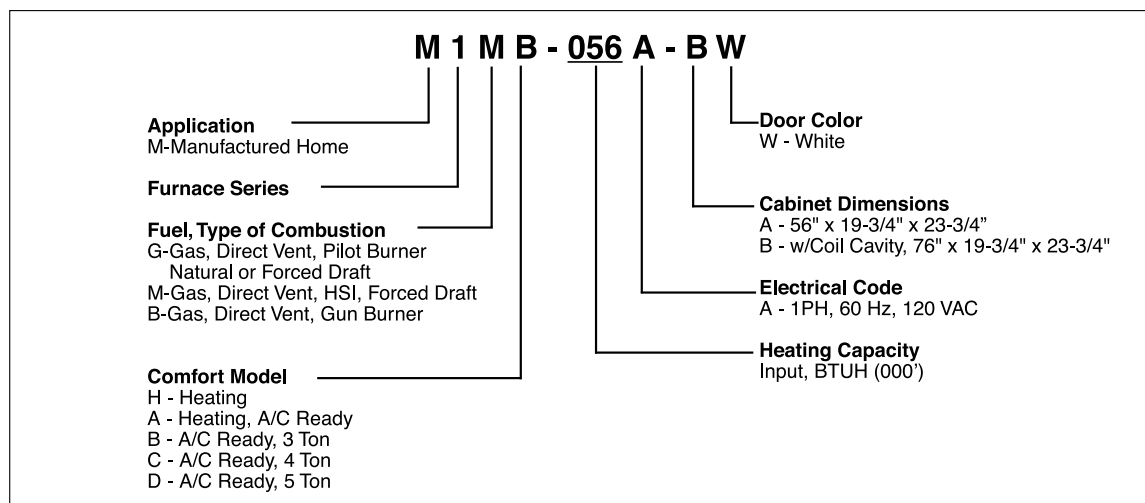
## Furnace Direct Vent, Gas Gun 66,000 & 86,000 Btu/h, Heating, A/C Relay

Stock #	Mfg. #	Model #	Burner Type	Btu/h	AFUE	Wght.	W x D x H
0233018	903270	M1BA-066AAW	Pressure w/ Elect. Ignition	56,000	82.2	149	19-3/4" x 24" x 56"
0233019	903255	M1BB-086AAW*	Pressure w/ Elect. Ignition	71,000	81.0	150	19-3/4" x 24" x 56"

\* A/C ready up to three tons

\*\* With coil cavity

### MODEL IDENTIFICATION



## Roof Jack Components - "Integrated" & Telescoping

Stock #	Mfg. #	Model #	Type	Flashing Dimensions	Flue Pipe Dia.	Pitch	For Use With:
0237948	903658	FAW1523-0A	Flat	15" min. - 23" max.	5"		All Miller/ Intertherm M1 Series Furnaces
0237949	903659	FAW2135-0A	Flat	21" min. - 35" max.	5"		
0237951	903660	FAW2747-0A	Flat	27" min. - 47" max.	5"		
0230077	903662	SAW2135-2A	Slope	21" min. - 35" max.	5"	2.5/12	
0237956	903663	SAW2747-2A	Slope	27" min. - 47" max.	5"	2.5/12	
0237954	903664	SAW3563-4A	Slope	35" min. - 63" max.	5"	2.5/12	
0237955	903666A	SAW5195-4A	Slope	51" min. - 95" max.	5"	4.0/12	
0237958	902521			Ceiling Ring			

**Additional accessories sold on K-29**

# M3RL Series



## High Efficiency/Direct Vent Condensing Downflow Gas Furnace M3RL

Induced Draft — 90+ AFUE Input  
60,000 & 80,000 Btuh (4 Ton A/C Ready)

- 100% fired and tested — all units and each component (both mechanical and electrical) are tested on the manufacturing line
- Clean and quiet operation — due to the unique design of in-shot burners, location of inducer and use of insulation
- Fixed 30-second blower delay at burner start-up assures a warm outlet air temperature at furnace start-up. Adjustable blower off settings
- Fixed 30-second post purge increases life of heat exchanger
- Dependable hot surface ignitor — Innovative application of an appliance-type ignitor with a 20-year history of reliability, assures no call-backs because of handling.
- Tubular primary heat exchanger — Heavy aluminized steel heat exchanger assures a long life.
- Stainless steel secondary heat exchanger assures a long life.
- 90-second fixed cooling cycle blower-off delay (TDR) increases cooling performance when matched with a NORDYNE coil
- Sealed combustion approved for direct vent furnace, category IV venting system — May be vertically or horizontally vented using a two-pipe system for maximum flexibility in installation.
- Multi-speed direct drive blower — Gives a wide range of cooling capacities. 40VA transformer included.
- LP convertible — Simple burner orifice and gas valve regulator change for ease of convertibility.
- Diagnostic light flashes identify limit failure, pressure switch failure and improper ground and polarization — easy trouble-shooting.
- 3 amp fuse protection against high and low voltage shorts; protects transformer and control board.
- Low voltage terminal board for easy field wiring.

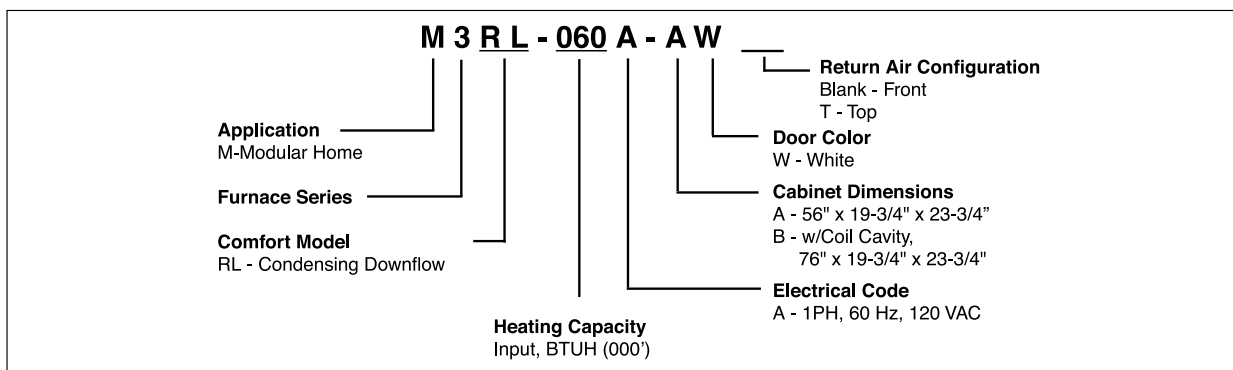


Stock #	Mfg. #	Model #	Shipping Weight
<b>0233036</b>	903954	M3RL-060A-AW (Short)	150
<b>0233037</b>	903955	M3RL-080A-AW (Short)	155
<b>0233038</b>	903956	M3RL-060A-BW (Tall)	170
<b>0233039</b>	903957	M3RL-080A-BW (Tall)	175

The M3RL will fit in the same footprint and uses the same plenum as the M1 furnaces. The design of the M3RL allows for direct substitution in place of the M1 series furnaces.

**Accessories sold on K-29**

### IDENTIFICATION CODE



## High Efficiency/Direct Vent or Non Direct Vent Condensing Upflow/Horizontal and Downflow Gas Furnace M4R (C and L Series)

Induced Draft — 92.1 AFUE Input 54,000 - 108,000 Btuh  
60,000 & 80,000 Btuh

- 100% fired and tested — all units and each component (both mechanical and electrical) are tested on the manufacturing line
- Best packaging in the industry — Unique corner post design assures product will arrive to the homeowner dent free.
- 30 second blower delay at start-up assures a warm duct temperature at furnace start-up. Adjustable blower off settings (60, 90, 120 and 180 seconds).
- 30 second post purge increases life of heat exchanger.
- Hot surface igniter — Innovative application of an appliance type igniter with a 20 year history of reliability. Utilizes proven Smartlite® technology.
- Color coded wire harness — Designed to fit the components, all with quick-connect fittings for ease of service and replacement.
- Flexible category IV venting system — May be vertically or horizontally vented using either a one-pipe or two-pipe system for maximum flexibility in installation.
- High Static Blowers — All models equipped with high static blowers.
- Low Boy Height — Easy to apply in low ceiling applications, works well with taller high SEER coils, easier to handle and install.
- Tubular primary heat exchanger — Heavy gauge aluminumized steel heat exchanger and stainless steel secondary heat exchanger assures a long life.
- 90 second fixed cooling cycle blower-off delay (TDR) increases cooling performance when matched with a NORDYNE coil.
- High efficiency blower kits maximize efficiencies. On select units, a SEER improvement of up to 1 point is realized.
- Multi-speed direct drive blower — Designed to give a wide range of cooling capacities. Switches on PCB, provide ultra easy motor speed selection.
- LP convertible — Simple burner orifice and regulator spring change for ease of convertibility.
- Diagnostic lights for easy troubleshooting without counting flashes — Dedicated light for flame signal strength and 2 lights in combination to indicate all other fault codes with easy to recognize states without counting flashes.
- Incorporates integrated control board with connections for electronic air cleaner and humidifier.
- Two piece door design enhances furnace appearance and uses captured screws to prevent losing door screws.
- Seated vestibule reduces burner and inducer sound levels.



Stock #	Mfg. #	Model #	Shipping Weight
---------	--------	---------	-----------------

### 90% + Upflow Furnaces

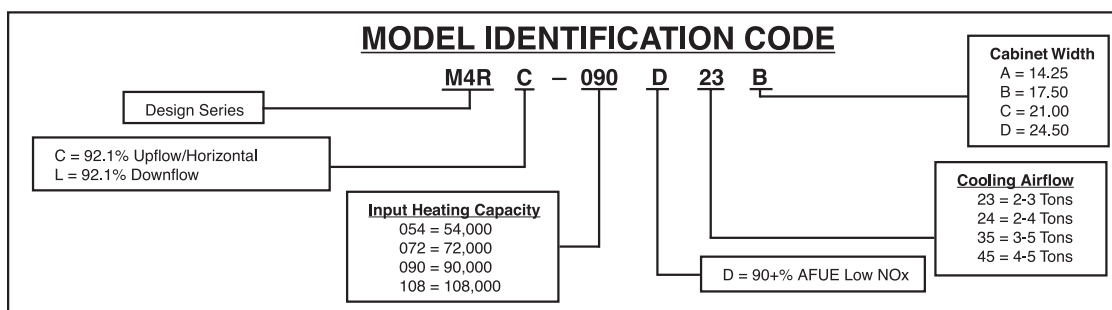
0233141	904747	M4RC 054D-24B	120lbs
0233142	904748	M4RC 072D-35C	130lbs
0233143	904749	M4RC 090D-35C	135lbs
0233144	904750	M4RC 108D-45D	155lbs

### 90% + Downflow Furnaces

0233145	904751	M4RL 090D-35C	135lbs
---------	--------	---------------	--------

### C6 Cased Coil Wrappers

0233146	904759	Wrapper, Cased Coil, C6 B	
0233147	904761	Wrapper, Cased Coil, C6 C	
0233148	904763	Wrapper, Cased Coil, C6 D	



# M5 Series



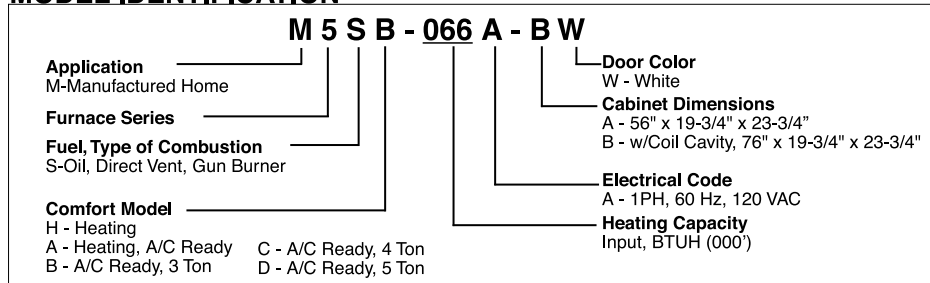
## M5S\* Oil Gun

The M5 Series furnace is designed for all sizes of manufactured and modular homes. These units incorporate high efficiency, reliability, and low maintenance. Units may be installed free standing in a utility room or enclosed in an alcove or closet. M5 Series furnaces are available in A/C adaptable or A/C ready, with or without coil cavity box, multiple blower combinations for cooling requirements, and many burner options.



- Sealed Combustion System: Vents exhaust gas directly outdoors and draws in 100% outside air for the burner.
- Easy Open Pawl Latch: Secures the door firmly for transit, yet allows easy removal for access.
- High Efficiency Drum Heat Exchanger: Delivers optimum heat transfer with low air resistance.
- Fully Insulated Cabinet: Insures minimized heat loss and quiet operation.
- Reliable Burner: With uniform flame pattern extends life of heat exchanger.

### MODEL IDENTIFICATION



Stock #	Mfg. #	Output MBtu/h	Model #	Ship Wt. A Cabinet	Ship Wt. B Cabinet
0233024	921212	56	M5SB-066-AAW	151	165
0233025	921209	73	M5SB-086-AAW	158	173
0233026	921211	56	M5SB-066-ABW	151	165
0233027	921208	73	M5SB-086-ABW	158	173

## M Series Accessories

Stock #	Mfg. #	Description
0103200	903773	Gas Blower, 2-3 Ton
0103201	903413	Gas Blower, 2-4 Ton
0103202	903890	Gas Blower, 2-5 Ton
0103205	903092A	2-Wire Relay Kit
0103206	902898A	4-7 Wire Relay Kit
0237941	911969A	Coil Cabinet White 24"D x 19-3/4"W x 20"H
0238128	901996A	Auto Damper F/MGHA & M1 Series
0238124	901987A	Duct Connector .88"
0238125	901990A	Duct Connector 6.25"
0238126	901988A	Duct Connector 2"
0237960	903656	Roof Cap

Stock #	Mfg. #	Description
0237966	901935	5" Interior Ext. 10" LG
0237968	901937	5" Exterior Ext. 16" LG
0238362	903894	3.5" x 12" Slant Deck Kit
0238350	903893	2.5" x 12" Slant Deck Kit
0230140	901986	Base Adpt. for MAC
0238127	901989A	Duct Connector 4.25"
0237963	904106	Furn. Vent Transition Kit
0231137	903578	Concentric Flue Kit
0231130	904177	2" Concentric Vent Kit for M4
0231131	904176	3" Concentric Vent Kit for M4
0231132	904914	USLP Conversion Kit for M4
0231134	903578	Concentric Vent Term. Kit f/M4



## E3EB-xxx-H Series Downflow, Upflow Electric Furnaces

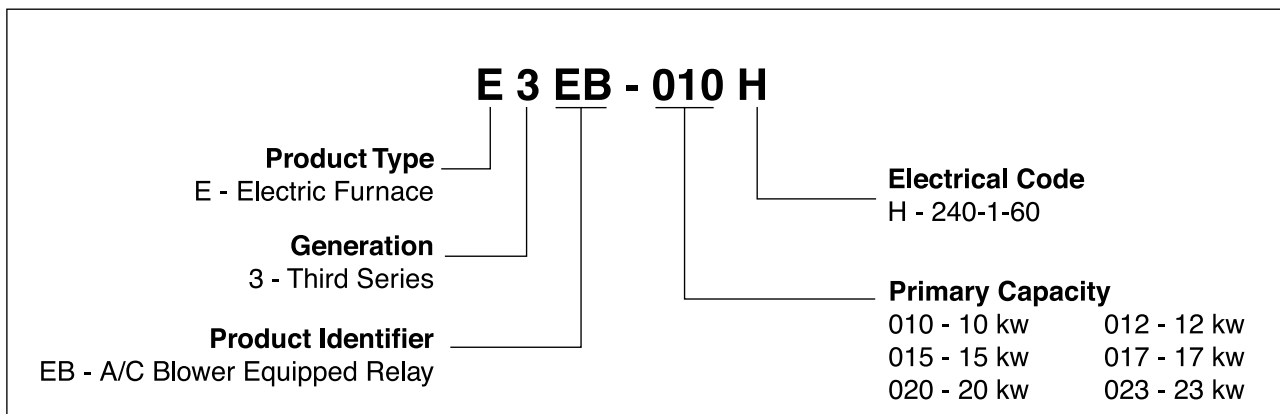
The E3 Series furnace is designed for all sizes of manufactured and modular homes. These units incorporate reliability and low maintenance. Units may be installed free standing in a utility room or enclosed in an alcove or closet. E3 Series furnaces are available A/C adaptable or A/C ready, with multiple blower combinations for cooling requirements.

- Choice of Air Conditioning options From 2 to 5 tons A/C ready.
- Easy Open Door secures the door firmly for transit, yet allows easy removal for access.
- Effective Air Filter Universal disposable filter is readily available and simple to replace.
- Nichrome Heating Elements provide long lasting, efficient heating.
- Appliance Quality Door protects against rust and other corrosion. Baked enamel finish allows for easy cleaning.
- Fully Insulated Cabinet insures minimized heat loss and quiet operation.
- Safety and Dependability: Auto reset controls protect unit's electrical circuitry and help ensure trouble free performance. Built in circuit breakers for extra safety.
- Adaptable: Unit can be adapted to provide dependable heating in either downflow or upflow mode.
- Versatile: Works with self-contained or split system air conditioners or heat pumps.
- Dimensions: 20" wide, 29" high, 24.5" deep



Stock #	Mfg. #	Model #	Output Heat Btuh
0238089	904129	E3EB-010H	35,000
0238090	904154	E2EB-015HBR	35,000
0238091	904130	E3EB-012H	41,000
0238092	904131	E3EB-015H	53,000
0238093	904132	E3EB-017H	57,000
0238094	904133	E3EB-020H	70,000
0238095	904134	E3EB-023H	75,000

### MODEL IDENTIFICATION



Stock #	Mfg. #	Description	For Use With:
0103041	902993	Blower, 2-4 Ton	E3E Models
0103060	902985	Blower, 5T	E3E Models
0238068	902989	Top Grill & Frame White (20" x 27")	E3E Models
0237801	0100-401	Heat Only Thermostat (w/Thermometer)	All Furnaces
0238129	918082	Heat Only Thermostat	All Furnaces
0238124	901987	Duct Connector 11" x 13.25" x .88"	E3E Models
0238125	901990A	Duct Connector 11" x 13.25" x 6.25"	E3E Models
0238126	901988A	Duct Connector 11" x 13.25" x 2"	E3E Models
0237943	901083	Automatic Damper for AC or HP pkg. unit	E2/E3 Models
0238019	913874	4-Pole Single Circuit 1 Phase Adapter Kit	E2/E3 Models
0103061	902991	E2EH Insulation Kit	E3E Models
0103059	903091	Relay Kit, 2 Wire	E3E Models
0103048	902987	Relay Kit, 4-7 Wire	E1/E2 and E3 Models
0100602	914649	3 Coil Conversion Kit (054)	E2/E3 Models
0100603	914539	C-3 Conversion Kit (24-47)	E2/E3 Models
0103058	903001	HP T-Stat Connector	E2EB Models
0237938	902992	Upflow Stand	
0237939	902976	Coil Cabinet Upflow*	F/E2 furnace
0237936	903891	Coil Cabinet Downflow**	F/E2 furnace
0100598	917763	Filter F/24-47 Coil 2/Pkg.	

\* Open on both ends, has solid door.

\*\* Includes 19" x 24" x 3/8" filter, encloses coil and filters through the door.

## E2E\* Conversion to E3E\* 15 KW Field Replacement Chart

OLD MODEL			REPLACEMENT MODEL	
Description	Single Pack	Description	Single Pack	Stock #
E2EH-015HB	0902963B	E2EH-015HBR	0904154	0238090
E2EB-015HB	0902969C	E2EB-015HBR		
E2EH-015HR	0903965	E3EH-015H	0904131	0238092
E2EB-015HR	0903964C	E3EB-015H		
E2EH-015HA	0902963A	E3EH-015H	0904131	0238092
E2EB-015HA	0902969A	E3EB-015H		

- The E2E\* - 015HBR replaces the existing E2E\*-015HB
- The E3E\* - 015H replaces the existing E2E\* - 015HR and E2E\*-015HA.
- The E2E\* -015HR will be discontinued.



Leader in the Warranty Services Industry

# Manufactured Housing Product Protection Plan

Welcome to the simplest, easiest, worry-free risk management plan ever offered. SelecRate has been developed to make your business more profitable and less complicated. You and your customer receive all of the benefits of a comprehensive plan without the hassles that can be associated with many other extended agreement programs.

As your partner, we have teamed up with Service Net, North America's largest provider of risk management programs for HVAC/R industry, to develop this unique user-friendly opportunity to take your business to the next level. Through the SelecRate Plan you will increase profits, build your customer base and Service Department, improve customer retention and significantly increase the value of your business.

## Five-Year Parts & Labor Protection Plans

- 0100143 AC Condensor Unit with Coil
- 0100144 HP Condensor Unit with Coil
- 0100148 HP Condensor Unit with Coil & Air Handler
- 0100142 Furnace
- 0100146 Packaged Unit Gas / Electric
- 0100140 Packaged AC
- 0100141 Packaged HP

## Ten-Year Parts & Labor Protection Plans

- 0100149 AC Condensor Unit with Coil
- 0100150 HP Condensor Unit with Coil
- 0100156 HP Condensor Unit with Coil & Air Handler
- 0100154 Furnace
- 0100153 Packaged Unit Gas / Electric
- 0100151 Packaged AC
- 0100152 Packaged HP


Outdoor Improvements
Anchors & Set-Up Material
Doors & Windows
Coatings & Cleaners
Appliances
Tools & Hardware
Carpet & Flooring
Electrical
Plumbing
Towing & Safety
Heating & Cooling

# Replacement R-22 Coils & Line Sets

## Replacement "A" Coil

(for 10 SEER)

Piston equipped.



Stock #	Mfg. #	Model #	Dimensions L x W x H
0102610	917224D	C3QA-024U-B	19-1/2" x 18-1/8" x 18"
0102611	917225D	C3QA-030U-B	19-1/2" x 18-1/8" x 18"
0102612	917226D	C3QA-036U-B	19-1/2" x 18-1/8" x 18"
0102613	917227D	C3QA-042U-B	19-1/2" x 18-1/8" x 18"
0102614	917228D	C3QA-047U-B	19-1/2" x 18-1/8" x 18"
0102609*	917266D	C3QA-048U-B	19-1/2" x 18-1/8" x 22-3/4"
0102615	917229D	C3QA-055U-B	19-1/2" x 18-1/8" x 19"

\* Will not fit most gas furnaces. Use 0102614 instead.

## Replacement Coils for 13 Seer

- TXV equipped
- Needed to make 13 SEER in certain applications

Stock #	Mfg. #	Model #	Metering Device	Dimensions L x W x H
0104140	919213D	C5QA-T25U-B	R-22 TXV	19-1/2" x 18 1/8" x 20"
0104142	919214D	C5QA-T30U-B	R-22 TXV	19-1/2" x 18 1/8" x 20"
0104151	558447	CMQX-36U	R-22 TXV	19-5/8" x 18" x 18-1/2"
0104144	558442	CMQX-42U	R-22 TXV	19-5/8" x 18" x 18-1/2"
0104148	558166	CMQX-53U	R-22 TXV	19-5/8" x 18" x 18-1/2"
0104149	558168	CMQX-54U	R-22 TXV	19-5/8" x 18" x 18-1/2"
0104150	558170	CMQX-55U	R-22 TXV	19-5/8" x 18" x 20-1/2"

## Replacement R22 Quick Connect Insulated Line Sets

Stock #	Mfg. #	Suction Line ID	Length
0103023	910866	5/8"	15'
0103024	910867	3/4"	15'
0103027	910870	3/4"	20'
0103037	910871	7/8"	20'
0103029	902893	3/4"	25'
0103030	902892	7/8"	25'
0103025	910872	3/4"	30'
0103028	910873	7/8"	30'
0103022	910875	7/8"	40'
0103021	914761	3/4"	50'
0103019	914526	7/8"	50'


## Replacement R22 Braze 3/4" Insulated Line Sets

Stock #	Mfg. #	Suction Line ID	Length
0104190	01-0358	3/4"	20'
0104191	01-0360	3/4"	30'
0104192	01-0364	7/8"	20'
0104193	01-0366	7/8"	30'

# Thermostats

## Heating T-Stat with Thermometer

Economical 24 volt, wall-mounting heat-only thermostat with setting range of 50° to 90°F, 10° to 30°C with nominal 2°F differential. 2 wire, mercury free, environmentally safe. Bimetal sensor with an open contact switch that is enclosed for dust protection, allowing thermostat to be quickly installed without the critical leveling necessary with other thermostats. 3-1/6" square, 1-1/4" deep. Heat anticipation range of .18 to 1.0 amp.



Robertshaw  
**UNI-LINE**  
NORTH AMERICA

**0237801** 100-401; 50/Ctn.

## Thermostat

Low voltage, 24 VAC (30 VAC max.). .015 to 1.2 amps heating, 0 to 1.5 amps cooling. Snap action switch. Heating anticipator rating adjustable from 0.15 to 1.2 amps. Cooling anticipator rating fixed. 50°F to 90°F, 10°C to 30°C.

**0238129** Heat Only  
(Mfr# 918082)

**0103001** Heat & Cool  
(Mfr# 903992)

**0103002** Subbase Only  
(Mfr# 903996)  
(replacement only;  
will not work with 0238129)



## Thermostats



White  
Rodgers™

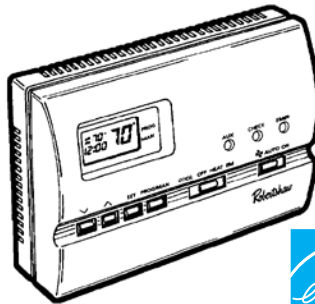
**0103004**  
Digital, shown

Range 50° to 90° on heating and cooling cycle with differential of 2°F. 6.3" x 2.75" x 1.72". Mercury switches 1.5 amps at 24 volts. Slide switches 2 amps at 24 volts.

**0103003** Heat/Cool

**0103004** Digital Heat Pump

## SAVERSTAT® Programmable Electronic T-Stat



For single stage heating & A/C systems with 24V controls. Standard "AA" battery included. One-button programming & hotline for technical assistance. Meets or exceeds all state/federal laws/guidelines requiring automatic setback thermostats. No subbases to stock or install. Large memory. Automatic compressor short-cycle protection. Four time and temp changes per weekday, 2 per weekend day.

**0102998** For A/C; 24/Ctn.  
(Mfr# 9600)

**0102997** F/Heat Pump; 24/Ctn.  
(Mfr# 9620)

## Nordyne "E" Thermostat

Digital, cost-efficient. Wall-mount. Low voltage. Batteries are not required. Temperature and mode settings are preserved with the power off.

### Programmable

**0102993** Heat & Cool  
(Mfr# 919732)

**0102994** Heat Pump  
(Mfr# 919738)



0102993 shown

### Non-programmable

**0102995** Heat & Cool  
(Mfr# 917432)

**0102996** Heat Pump  
(Mfr# 917433)



0102995 shown

## Nordyne Digital T-stat Heat & Cool



**0103013** Non-programmable.  
(Mfr# 904609) shown.

**0102989** Programmable  
(Mfr# 555559)



## Nordyne Digital T-stat Heat & Cool

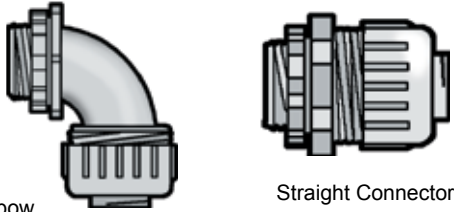


Non-programmable.

**0103014** (Mfr# 920755)

# HVAC Accessories

## Non-Metallic Liquidtight Fittings



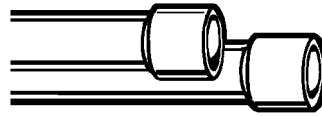
Elbow

Straight Connector

For use with non-metallic liquid tight conduit, Type B. Provides smooth connection, no sharp edges to strip wire. Wiring easily pulls through. **Plastic material.**


- 0220431** 1/2" Elbow
- 0220434** 3/4" Elbow
- 0220430** 1/2" Straight Connector
- 0220433** 3/4" Straight Connector

## PVC Conduit



**0220441** 3/4" x 10"

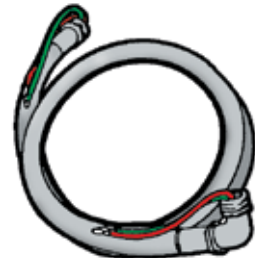
## PVC Condensate P-Trap



**0100545** 3/4"

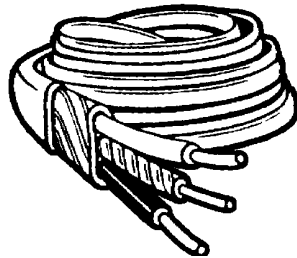
## Ultra Whips – Convenience Kit

Quick wiring in three distinct colors for easy A/C hook-up. 90-degree connector is removable for straight connections (Straight connector not included). 1/2" x 4' THHN wire. Non-metallic connectors.



- 0220405** 10 G, 1/2" x 4'; 6/Ctn.
- 0220410** 8 G, 1/2" x 4'; 6/Ctn.
- 0220412** 10 G, 1/2" x 6'; 6/Ctn.

## Non-Metallic Sheathed Cable



- Uncoated copper conductors ASTM B-3
- Insulation Cresin-90 PVC compound, color-coded
- Two conductors are laid parallel with ground wire and paper separator
- Three conductors are twisted with cable fillers with wrapped ground wire to form round core
- Smooth 30 mil PVC jacket overall

Materials, test and construction in accordance with ANSI/UL 719 and Federal Specification J-C-30A.

- 0220425** 8-2 NM w/Ground, 125'
- 0220427** 12-2 NM w/Ground, 250'
- 0220424** 10-2 NM w/Ground, 250'


## Liquidtight Flexible Non-Metallic Conduit

For electrical applications outside, inside and industrial uses including transformer connections, air conditioning and heating. Joins with metallic or non-metallic connectors, easy to cut conduit is impact resistant, chemical resistant and will not kink or fracture.



- 0220408** 1/2" x 100' Roll
- 0220432** 3/4" x 100' Roll

## Underground Feeder Cable



- Solid copper 2 or 3 conductors
- 90° PVC insulation, color coded, insulated conductors and bare ground laid parallel
- 600 Volts
- Sunlight resistant PVC jacket compound

Materials, test and construction in accordance with ANSI/UL 493 and Federal Specification J-C-30A.

- 0220426** 10-2 UF w/Ground, 250'

## Thermostat Wire

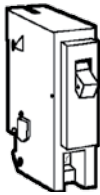


20 Gauge. UL Listed.

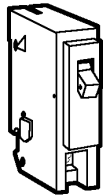
- 0220308** 2 Wire; 500'
- 0220310** 5 Wire; 250'
- 0220313** 8 Wire; 250'

# HVAC Accessories

## Homeline Circuit Breakers



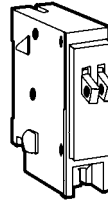
10,000 Amperes RMS — UL listed Interrupting Rating 120/240Vac. 15-30 Ampere breakers are suitable for use with 60°C or 75°C conductors. 40-125 Ampere breakers are suitable for use with 75°C conductors.



- 0220977** 15 Amp, 1 Pole ◆▲
- 0220982** 20 Amp, 1 Pole ◆▲
- 0220979** 20 Amp, 2 Pole, Common Trip ◆
- 0220980** 30 Amp, 2 Pole, Common Trip ◆
- 0220981** 40 Amp, 2 Pole, Common Trip ◆
- 0220983** 50 Amp, 2 Pole, Common Trip ◆
- 0220984** 60 Amp, 2 Pole, Common Trip ◆

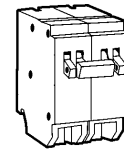
- ◆ UL listed as SWD (switching duty) rated. Suitable for 120VAC fluorescent lighting loads.
- ▲ UL listed as HACR type for use with air conditioning, heating and refrigeration equipment having motor group combinations and marked for use with HACR type circuit breakers.

## Homeline Tandem Circuit Breakers



10,000 AIR — One Pole Tandem 120/240Vac (one space required). 15-20 Ampere one pole tandem breakers are suitable for use with 60°C or 75°C conductors. 15-30 Ampere two pole tandem breakers are suitable for use with 75°C conductors.

- 0220989** 15 and 20 Amp
- 0220978** 20 and 20 Amp
- 0220993** 30 and 15 Amp



## Homeline Quad Tandem Circuit Breakers

10,000 AIR — Two Pole Tandem 120/240Vac (two spaces required). Represents two 1-pole outer poles and one 2-pole inner breaker with common trip. 15-20 Ampere one pole tandem breakers are suitable for use with 60°C or 75°C conductors. 15-30 Ampere two pole tandem breakers are suitable for use with 75°C conductors.

- 0220986** Two 20 Amp 1 Pole, 30A 2 Pole
- 0220987** Two 20 Amp 1 Pole, 40A 2 Pole
- 0220988** Two 20 Amp 1 Pole, 50A 2 Pole

## Disconnect Switches

- \* Fuses install into pull-out handle.
- \* Line, load, and ground terminals aligned for easy hook up with heavy wires.
- \* Reversible side-opening door.
- \* Indicator lights for blown fuses.
- \* Full dead front.
- \* Folding pivot locking tab.
- \* Knockouts accommodate three sizes (1/2", 3/4", and 1").
- \* Rear entry knockouts.
- \* Heavy gauge steel case.
- \* Standard 1/4" head screw on dead front.

- \* Large internal wiring space.
- \* Installs without removing internals.
- \* UL/CUL listed.
- \* Multi-lingual packaging.
- \* No sharp edges on the metal case.
- \* Center slotted hanging hole for easy level wall mounting.
- \* Tough epoxy powder coat finish — UV stabilized.
- \* Long-lasting plated copper electrodes.
- \* Operate and store positions for disconnect pull-out.

METALLIC					
Part #	Description	HP Max	Line	Load	Equip. Grounding Terminals Al/Cu
<b>0220406</b>	60 Amp, Not-Fusible	10	#14-#3	#14-#3	(2) #14-#4


NON-METALLIC					
Part #	Description	HP Max	Line	Load	Equip. Grounding Terminals Al/Cu
<b>0220409</b>	60 Amp, Not-Fusible*	3	#14-#3	#14-#3	(6) #14-#4

\* Does not contain over-current protection. Suitable for use on systems with up to 10K RMS symmetrical amperes available fault current at 240 Vac when protected by a fuse or circuit breaker rated 60 Amperes or less.



# HVAC Accessories

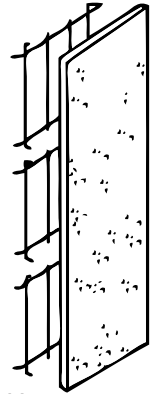
## Fiberglass Filters



- 0103131** 16" x 20" Hog Hair; 100/Ctn.
- 0238175** 20" x 20"; 12/Ctn.
- 0231287** Rolled Foam (24" x 25' x 1/4")

## Filters & Retainers

- 0100598** Electric Furnace Filter 15-7/8" x 19" (Nordyne #917763)
- 0238173** Filter 1/4" x 16" x 26" F/CMF & CMH Miller furnaces. (Miller #102957040)
- 0238169** Retainer f/CMF Filter
- 0238171** Filter 1/4" x 19" x 36" F/Amm Coleman President II (Coleman #7660-3401)
- 0238172** Retainer f/Coleman Filter
- 0231283** Filter 1/4" x 19" x 54" F/all Intertherm/Miller MGH Series (Nordyne #6683560)
- 0238170** Retainer f/F-30 Filter, Intertherm & Miller 'MGH' furnace 75 pcs./carton, needs 3 for ea. filter. 238174 Filter Kit
- 0231284** Filter for M2RL 18" x 20" x 1
- 0231288** MAC "Sock" Filter 17" x 54"
- 0238167** E2EB-B 16" x 20", disposable, w/out A/Coil installed) (Nordyne #668934)



## Slimfold Furnace Door

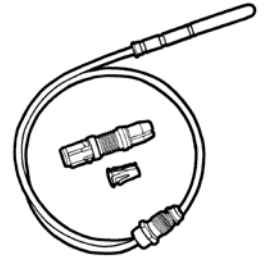
Single panel, full-louvered doors. White finish is electrostatically applied, baked-on enamel. No jamb required. Welded on hinge. Comes with hinges, screws and knob.



Part Number	Door Width	Finished Opening Size	Free Air Space
<b>0211990</b>	20"	20.5" x 80.5"	238 Sq. In.
<b>0211991</b>	22"	22.5" x 80.5"	257 Sq. In.
<b>0211992</b>	24"	24.5" x 80.5"	261 Sq. In.

## Thermocouples

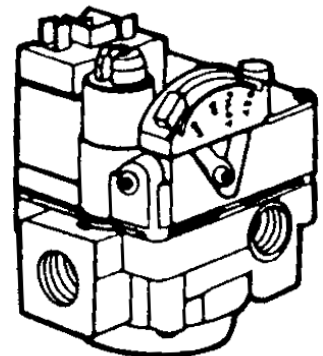
Fully universal, fits push-in, screw-in or clamp-on type pilot burners.



- 0232501** 18"; 24/Ctn.
- 0232502** 24"; 24/Ctn.
- 0232503** 30"; 24/Ctn.
- 0231350** 24"; 10/Ctn. (Nordyne)
- 0231351** 18"; 10/Ctn. (Nordyne)

## Gas Heating Valve

**Robertshaw**  
**UNI-LINE**  
 NORTH AMERICA



24V model used with a constant pilot. Pressure regulator. 3/4" FPT Inlet. 3/4" FPT outlet. Side outlet 1/2" FPT w/plugs. 150,000 capacity. Includes one 1/2" x 3/8" reducer bushing.

**0231337**



# Flexible Gas Connectors



## 1" Supr-Safe Stainless Steel Gas Connectors



Dormont No-Neck



Ordinary Neck

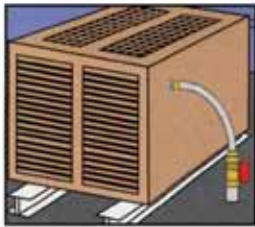
Dormont's exclusive No-Neck design eliminates the danger of stress cracks in connectors where the straight tubing of the neck enters the nut.

As the inventor of the stainless steel gas connector with over 50 years of proven field experience, Dormont is the most trusted name in gas connectors. AGA listed for both outdoor and indoor use. Annealed 304 stainless steel, PVC coated.

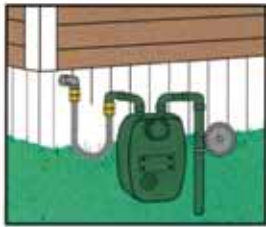


1" OD (3/4" ID) with 3/4" FPT x 3/4" MPT.

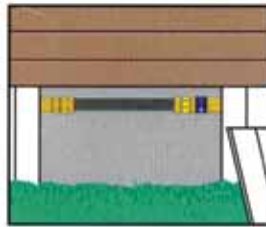
- 0250812** 24"
- 0250814** 30"
- 0250811** 36"



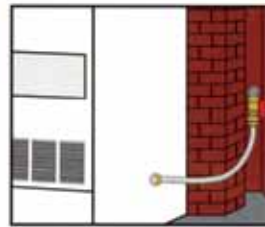
Gas Pack/Rooftop HVAC



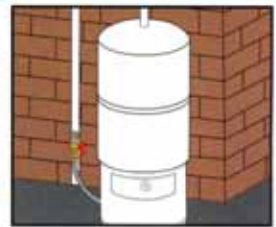
Meter



Manufactured (Mobile) Home



Furnace



Commercial Water Heater

## R-22 Freon



**0190610** 30lb can

## R-410A Freon



**0190611** 25lb can

Outdoor Improvements  
 Anchors & Set-Up Material  
 Doors & Windows  
 Coatings & Cleaners  
 Appliances  
 Tools & Hardware  
 Carpet & Flooring  
 Electrical  
 Plumbing  
 Towing & Safety  
 Heating & Cooling

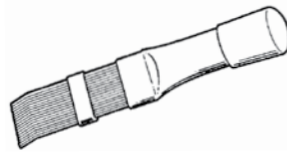
## HVAC Duct Tape

Meets UL 181B-FX for duct installations with HVAC equipment.

**0360450** 2" x 60 Yards



## Fin Tool



Straightens even the most severely damaged fins. Heavy-duty spring wire bristles adjust to all settings. Tension adjustment band allows maximum rigidity. Works on all units.

**0380028**

## Cloth Duct Tape



High-tack, excellent strength. Superior performance in sealing air handling systems. Heavy cloth content for easier tearing and additional strength. Metallized UL181B-FX Flex Duct Tape. Made in the USA.

**0360455** 2" x 60 Yards

## Foil HVAC Tape

For duct board system sealing. Prevents heat loss. Blocks odors and moisture.

**0360502** 2" x 50 yds.

**0360503** 3" x 50 yds.



## Coil & Fin Cleaner

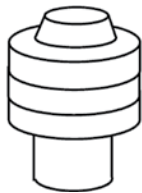
Water-based, foaming, powerful blast spray. Convenient, easy-to-use, non-toxic, non-flammable and non-irritating cleaner degreases air conditioners and refrigeration equipment to ensure efficient operation; helps prevent overheating and motor burnout due to accumulated dust, air and grease in air spaces. Excellent vertical hold which liquefies and drains within minutes. Use on heat pumps, air conditioners, refrigerators, automobile radiators and cooling units. 20 oz.

**0181375** 12/Ctn.



## Draft Cap

Removable, no down draft. Keeps wind and rain out of smoke pipe, yet allows fuel gases to vent. UL listed for 4" and 5" flue. Stainless steel.



**0425202** 5" 8/ctn.

**0425208** 4" 8/ctn.

## PS-1 Mastic

### Low to High Velocity Air Duct Sealant

PS-1 Mastic® is a fiber reinforced, non-toxic, low VOC air duct sealant used for permanently sealing the fabricated joints and seams of sheet metal air ducts, UL listed rigid fiberglass air ducts, UL listed flexible air ducts, crawl space vapor retarders, and thermal insulation. Seals damaged and leaking air ducts and conditioned spaces from air infiltration. Easily applied by brush, trowel, palm, or spray equipment.

**0110507** 1 gallon

**0110508** 2 gallon



## RCD - Glasscoat

RCD Corporation's Glasscoat is a woven fiberglass mesh, coated with pressure sensitive adhesive. This strong, light weight, and fire resistant fabric is individually labeled and shrink wrapped. Glasscoat reinforces adhesives, coatings, mastics, and sealants used in the fabrication and installation of air ducts and thermal insulation. Glasscoat is also known by several generic descriptions like: fiberglass scrim, fiberglass tape, and fiberglass cloth.



**0102502** White, 3" x 150'

## #6 Mastic Air Duct Sealant

Low to high velocity, non-toxic adhesive-sealant for permanently sealing fabricated joints and seams of sheet metal air ducts, UL-181 listed rigid fiberglass air ducts, UL-181 listed flexible air ducts and thermal insulation. Ideal for repairing damaged and leaking air ducts and sealing conditioned spaces from air infiltration. Water based, non-flammable, high solids content, fiber reinforced, excellent longevity (actually strengthens with age), fire/mold/mildew resistant, weatherproof, elastomeric. Easy to apply and clean up.

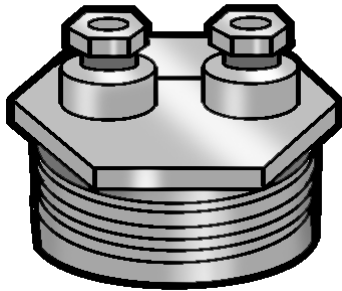
**0110500** 2 Gallons

**0110501** 1 Gallon



# Tank Bushing


Machine-cast in durable Zamac for two-line suction & return installations. Bottom-tapped for solid stub or suction line guide; 1-piece nut and ferrule for easy installation. 2" x 3/8" x 3/8"; 24/Ctn.



0230670

# MPT Fill Box

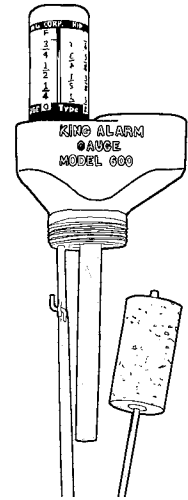
For kerosene drums and skid tanks where auxiliary vents are not required. Vented overlapping top keeps out moisture; locking hasp adds protection. Heavy cast iron; 1-1/2 lbs. 24/Ctn.



0230671

# Fill Alarm & Tank Gauge

Complete unit—no assembly—remove from box, screw it to tank. Gray iron, corrosion-resistant finish. Bottom/male: 2". Top/female: 1-1/4". Weight: 2-1/2 lb. Vertical or horizontal applications.



0230675 Vertical  
0230676 Horizontal

# Delavan® Nozzles



A = Hollow  
S&B = Solid  
W = Semi-Solid

- 0238324 50-80A; 12/Ctn.
- 0238326 60-80A; 12/Ctn.
- 0238327 55-90W; 12/Ctn.
- 0238328 60-80W; 12/Ctn.
- 0238330 65-90A; 12/Ctn.
- 0238332 50-90A; 12/Ctn.
- 0238334 60-90A; 12/Ctn.
- 0238336 65-80-A; 12/Ctn.

# TANK TUB

*Say goodbye to this unsightly mess....*

## Oil Storage Solution

Available in **THREE** colors to compliment today's home styles.



Cover can always be lifted to check tank gauge after installing external fill and vent.



*Safe, Attractive and Affordable!*

- UL Listed
- Meets and exceeds NFPA requirements for 110% containment
- Designed for both 275 and 330 gallon storage tanks
- Extends life of oil tank and prevents oil line freeze-ups
- 2-piece construction for easy installation
- 12 year warranty


- 0203600 White
- 0203601 Two-Tone Beige
- 0203602 Gray

NOT STOCKED AT ALL LOCATIONS

*Forget worries about spills, leaks, freezing, gelling or condensation!*

# E-LITE® by DiversiTech

- Lightweight, yet rugged
- Drillable for securing unit
- Uniform ribbing transfers load evenly
- Unaffected by UV or weather
- Subtle texture resists unit slide
- High recycled



E Lite® is a plastic pad designed as a mounting base for air conditioning condensers. The rugged design provides uniform and generous ribbing for optimum, self-leveling ground support without inserts. E Lite® is injection molded from polypropylene, resulting in a pad that is lightweight, but not too light. A subtle texture prevents unit slide and presents a classic appearance, which is enhanced by rounded edges and a concrete gray color. Each pad is molded with its size in raised letters.



<b>0100505</b>	24" x 24" x 2"	<b>0100509</b>	36" x 36" x 2"
<b>0100507</b>	30" x 30" x 2"	<b>0100510</b>	36" x 48" x 2"
<b>0100512</b>	30" x 30" x 3"	<b>0100530</b>	38" x 48" x 3"
		<b>0100531</b>	45" x 58" x 3"

## The Black Pad



The Black Pad is an innovative equipment Base. The Black Pad uses ground, recycled rubber in a co-injection process. The pad is extremely durable, resistant to ultraviolet light, and heavier than a completely plastic pad. The Black Pad is suitable for use with pool pump, filters, and heaters and complies with the 1997 Standard Swimming Pool Code sections 305.2 Mounting and section 405 Equipment Foundations and Enclosures.

Use 3 inch pads where local codes supercede the International code and require a pad thicker than 2".

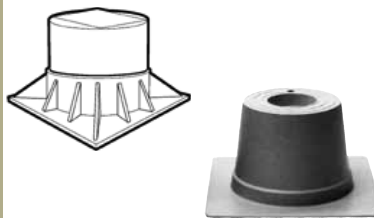
<b>0100498</b>	32" x 32" x 2"
<b>0100499</b>	30" x 30" x 2"
<b>0100500</b>	30" x 30" x 3"
<b>0100501</b>	36" x 36" x 3"
<b>0100502</b>	24" x 24" x 3"
<b>0100504</b>	24" x 24" x 2"
<b>0100503</b>	36" x 48" x 3"
<b>0100506</b>	32" x 32" x 3"

## Concrete Pads



**0100518** 30" x 30" x 2"

## Bramec Pump-Up Heat Pump Stand



Corrosion-resistant plastic for use indoor or outdoors. Includes polymeric mastic to help prevent "walking," aid in leveling and absorb vibration and noise.

<b>0100525</b>	3"
<b>0100526</b>	6"
<b>0100527</b>	6" Black Cone

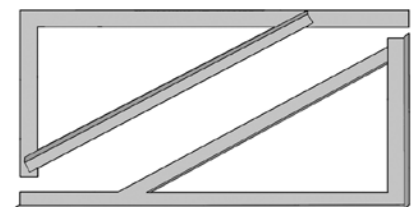
## CladLite® Hurricane Pad



<b>0100534</b>	30" x 30" x 4"
<b>0100532</b>	36" x 48" x 4"
<b>0100533</b>	36" x 36" x 4"

## A/C Mounting Brackets

Heavy duty, 1/8" thick steel perfect for hanging condensers and heat pumps outside of home. Can be mounted to any height to allow for easy maintenance underneath unit. No longer a need to wait for finished grade or landscaping prior to installing A/C. Pre-punched holes for easy installation. Powder coated gray finish.



**0100520** 36" Pair

- A**
- 3-WIRE PLUG ..... H8
  - A/C PADS ..... K41
  - A/C, WINDOW ..... E1
  - ABS CEMENT ..... I49
  - ABS FOUNDATION PAD ..... B7
  - ABS POP-UP ..... I25
  - ABS TUBS ..... I19
  - ABS/DWV FITTINGS ..... I29-I30
  - AC PAD ANCHOR SYSTEM ..... B6
  - ACCESS PANEL ..... I10
  - ADJUSTABLE OUTRIGGER ..... B13
  - AIR DEFLECTOR ..... F17
  - AIR FILTER ..... D7
  - AIR HANDLER ..... K16
  - AIR JACK ..... B14
  - ALTURNAMATS ..... B16, J1
  - ALUMINUM ROOF COATING ..... D1
  - ANCHOR CONNECTOR ..... B3
  - ANCHOR MACHINE ..... B5
  - ANCHOR PIER ..... B15
  - ANCHORS ..... B1-B6
  - ANTIFREEZE ..... I50
  - APPLIANCE TOUCH UP PAINT ..... D7
  - AWNINGS ..... A19
  - AXLE PARTS ..... J6, J7
- B**
- BACKFLOW PREVENTER ..... I35
  - BALL VALVE ..... I35
  - BARBED FITTINGS ..... I36
  - BASEMENT COLUMN ..... B18
  - BATH SETS ..... I10
  - BATH TUB REPAIR KIT ..... I23
  - BATH VENTS ..... F19, I13
  - BATH/TUB REPAIR KIT ..... D8
  - BATHTUBS ..... I14-I22
  - BATTERY CHARGER ..... J7
  - BAYMONT TUBS ..... I15
  - BIGGIE WIPE ..... D7
  - BIN BOX ..... F4
  - BINS, PLASTIC TILT ..... I46
  - BLACK BUTYL TAPE ..... F15
  - BLACK IRON FITTINGS ..... I34
  - BLACK IRON PIPE ..... I34
  - BLACK JACK ..... D2
  - BLACK STREAK REMOVER ..... D8
  - BLOCKS ..... B17
  - BLOW OUT PLUGS ..... I50
  - BLOWER
    - AIR KING ..... F5
    - INSULATION ..... D11
    - UTILITY ..... D6
  - BOTTLE JACK ..... B14, J1
  - BOTTOM BOARD ..... B20
  - BOTTOM BOARD MENDING KIT ..... B21
  - BOXES, ELECTRICAL ..... H8
  - BRASS FITTINGS ..... I47
  - BRASS HOSE BIBB ..... I51
  - BREAKAWAY KIT ..... J7
  - BRUSHES, PAINT ..... I48
- C**
- CABINET HARDWARE ..... F7
  - CABLE PULLER ..... B15
  - CABLE TIES ..... F4
  - CABLE, GALVANIZED ..... B4
  - CAP BOARD ..... B17
  - CARBON MONOXIDE DETECTOR ..... F20
  - CARPET ..... G1
    - CLEANER ..... D7
    - CUTTER ..... G5
    - MOLDING ..... F8, G6
    - PROTECTOR ..... G3
    - TOOLS ..... G4-G6
  - CARPOR ..... A20, A23
  - CAULK ..... D4
  - CAULKING GUN ..... D5
  - CEILING FAN ..... H1
  - CEILING FIXTURES ..... H2
  - CEILING PANEL ..... F11
  - CEILING TEXTURE REPAIR ..... F10
  - CEMENT, PLUMBING ..... I49
  - CENTER SEAL ..... B20, F13
  - CERTAINTeed SKIRTING ..... A11
  - CHECK VALVE ..... I35
  - CHIMNEY COVER ..... A24
  - CIRCUIT BREAKERS ..... K36, H10
  - CLAMPS, PLST ..... E17
  - CLAMPS, HOSE ..... I51
  - CLARION TUBS ..... I14
  - CLOSE-OFF FILM ..... B19, F13
  - CLOSET RINGS ..... I11
  - CO PLUGS ..... I25
  - COIL & FIN CLEANER ..... D8, K39
  - CONDENSATE P-TRAP ..... H9
  - CONDUIT ..... K35
    - LIQUIDTITE ..... H9
  - CONNECTOR
    - DISHWASHER ..... E14
    - GAS ..... I3
    - ICEMAKER ..... E6
    - PEX ..... I3
    - WATER ..... I3
  - CONTINUOUS WASTE ..... I27
  - CONTINUITY TESTER ..... I3
  - CONVENIENCE KIT ..... K34, H9
  - COPPER TUBING ..... I47, I52
  - CORD, RANGE ..... E12
  - CORNER TUBS ..... I20
  - COUPLINGS, REPAIR ..... I51
  - COVERALL ..... J4
  - COVER-UPS ..... I7
  - CPVC FITTINGS ..... I40
  - CPVC PIPE ..... I40
  - CRANK HANDLES ..... C33
  - CRAWLSPACE DOOR ..... A18
  - CRIMP RINGS ..... I41
  - CRIMPING TOOL ..... I48
  - CURTAIN ROD ..... F21
- D**
- DECKS ..... A31-A33
  - DISCONNECT SWITCHES ..... K36, H10
  - DISCONNECT, BRASS ..... I51
  - DISHWASHER ..... E13
  - DISHWASHER AIR GAP ..... I27
  - DISHWASHER HOOK UP ..... E14, I45
  - DOLPHIN FAUCET HANDLES ..... I9
  - DOOR BOTTOM ..... C22
  - DOOR CLIP ..... C22
  - DOOR
    - CANOPY ..... A19
    - COMMERCIAL ..... C-9
    - FURNACE ..... K37
    - HANGER & GUIDE SET ..... F8
    - HARDWARE ..... C12
    - HINGES ..... C13, C17
    - INTERIOR ..... C17
    - LOCKS ..... C18-C21
    - STOP ..... C21, F9
    - VIEWER ..... C20, F9
    - WATER HEATER ..... I2
  - DOORKNOB HOLE PATCH ..... F9
  - DOORS ..... C1-C17
    - CRAWLSPACE ..... A18
    - DRAFT CAP ..... K39
    - DRAIN & TRAP CONNECTORS ..... I25
    - DRAIN TOOL, WATER HEATER ..... I3
    - DRAINS ..... I24
  - DRAWER KNOB ..... F7
  - DRIP CAP ..... C22, F8
  - DRIP PAN ..... I3
  - DRIP RAIL ..... C22
  - DROP-IN ISLAND TUB ..... I21
  - DRYER CORD ..... E17, H8
  - DRYER RECEPTACLE ..... E17, H8
  - DRYER VENT KIT ..... E17
  - DRYER/WASHER ..... E15, E16
  - DUCT PACKAGES ..... K12
  - DUCT TAPE ..... F14
  - DUST MASK ..... J4
  - DYCO FLOW CAULK ..... D3
- E**
- EAR CLAMPS ..... I48
  - EASY HEAT CABLE ..... H11
  - ELASTOMERIC ROOF COATING ..... D1
  - ELECTRIC
    - BOXES ..... H8
    - PLATES ..... H5
    - RECEPTACLE ..... H5
    - SWITCHES ..... H5
    - TAPE ..... F14
  - ELEMENTS ..... I2
  - ENTRANCE LOCK ..... C18-C21
  - EVAPORATOR COIL ..... K17
  - EYE ANCHOR ..... B6
  - EZ SET LOCK ..... C19
- F**
- FAILSAFE FITTINGS ..... I41-I42
  - FAUCET, FREEZELESS ..... I52
  - FAUCETS ..... I4-18
  - FENCING ..... A25
  - FIBERGLASS STEPS ..... A28-A29
  - FIBERGLASS TUBS ..... I17-I18
  - FILTERS ..... K37
  - FIN TOOL ..... D8, K39
  - FIRE EXTINGUISHER ..... F21
  - FITTINGS
    - ABS/DWV ..... I29-I30
    - BARBED ..... I36-I37
    - BLACK IRON ..... I34
    - BRASS ..... I47
    - CPVC ..... I40
    - FAILSAFE ..... I41-I42
    - FLAIR-IT ..... I43-I46
    - FLEXIBLE ..... I26
    - GALVANIZED ..... I34
    - LIQUIDTITE ..... H9
    - PVC ..... I31-I33
    - PVC/DWV ..... I32
    - QEST ..... I36-I37
    - SHARKBITE ..... I47
    - UNIVERSAL ..... I38-I39
  - FLAG & CLIP KIT ..... J4
  - FLAG PENNANT ..... F22
  - FLAIR-IT DISPLAY POSTER ..... I46
  - FLAIR-IT FITTINGS ..... I43-I46
  - FLANGE LOCKS F/TUB/SHRW ..... I23
  - FLEX PATCH ..... B21
  - FLEXIBLE FITTINGS ..... I26
  - FLEXX SEALER ..... D3
  - FLIP-IT BATHTUB STOPPER ..... I24
  - FLOOR GRILL ..... F17
  - FLOOR REGISTER ..... F17
  - FLOOR SCREWS ..... F2
  - FLOORING, LAMINATE ..... G3
  - FLOWTITE SUPPLY LINES ..... I25
  - FLUORESCENT CLOSET LIGHT ..... H3
  - FLUSHER FIXER KIT ..... I13
  - FOAM SEALER ..... B20, H7
  - FOAM TAPE ..... F15
  - FOMO ..... D10

FOUNDATION SYSTEM.....	A12-A13	KILZ UPSHOT.....	D5	PEX TUBING.....	I37
FOUNDATION VENT.....	A17	KINRO TUBS.....	I19	PHONE JACK.....	H7
FRAME PULLER.....	B14	KITCHEN SPRAY.....	I8	PIER PAD.....	B7
FREEZE-FREE HEAT CABLE.....	H11, H12	KNIFE, UTILITY.....	G5	PIPE CUTTER.....	I48
FRENCH DOOR.....	C16	KNOCKER/VIEWER.....	C20	PIPE HANGER.....	I48
FREON.....	K38	K-ROCK SKIRTING.....	A5-A6	PIPE INSULATION.....	H13
FROST-PROOF SILL COCK.....	I52	<b>L</b>		PIPE JOINT COMPOUND.....	I49
FURNACE DOOR.....	K37	LAMINATE FLOORING.....	G3	PIPE	
FURNACES.....	K23 - K31	LEAK STOPPER.....	D2	ABS/DWV FOAM CORE.....	I29
FURRING STRIP.....	B19	LEVER LOCK.....	C21	BLACK IRON GAS.....	I34
<b>G</b>		LIFESTYLE SKIRTING.....	A3-A4	CPVC.....	I40
GALVANIZED CABLE.....	B4	LIGHT BULBS.....	H4	PVC S & D.....	I
GALVANIZED FITTINGS.....	I34	LIGHT FIXTURES.....	H1-H4	SERVICE WEIGHT.....	I29
GARDEN TUBS.....	I16, I19, I20	LIGHT SHADES.....	H2, H4	PLUGS, INSULATION.....	D11
GAS CONNECTOR.....	K38, I3	LIGHTS, TRANSPORT.....	J2	PLUMBING STACK.....	F18
GAS HEATER.....	K3 - K5	LINE SETS.....	K18	PLUMBING VENT.....	F18
GAS HEATING VALVE.....	K37	LIQUID NAIL.....	D5	POCKET PENETROMETER.....	B7
GAS STACK.....	I2	LIQUIDTITE FITTINGS.....	H9	POLY WALL SYSTEM.....	A13
GAS VALVE, WATER HEATER.....	I2	LITTLE BEAVER EARTH DRILL.....	B5	POLYCLIP.....	A17
GATE VALVES.....	I35	LOCK		PORCH LIGHT.....	H1
GATOR CLAMP.....	B4	INSTALLATION TOOL.....	C20	PORTABLE BLDG ANCHOR.....	B6
GENOVA UNIVERSAL FITTINGS.....	I38-I39	PLASTIC.....	C21	POW-R-WRAP.....	I50
GLAZING, WINDOW.....	C28	SLIDER.....	C28	PRESSURE REGULATOR.....	I51
GLOVES.....	F4	LOCKS.....	C18-C21	PRIVACY LOCK.....	C20
GRAB-N-GO TOILET.....	I11	LOW FLOW SHOWER HEAD.....	I7	PUTTY.....	D7
GROUND FAULT RECEPTACLE.....	H7	<b>M</b>		PUTTY KNIFE.....	D7
GW2 ANCHOR.....	B2	MAAX TUBS.....	I17	PUTTY TAPE.....	F15
<b>H</b>		MASKING TAPE.....	F14	PVC	
HACKSAW.....	F5	MASTIC.....	K39	CEMENT.....	I49
HAND PUMP F/ANTIFREEZE.....	I50	MEDICINE CABINET.....	I10	FITTINGS.....	I33
HANDI FOAM.....	D10	METAL SKIRTING.....	A14	P-TRAP.....	I26
HANDICAP TOILET.....	I11	METAL WINDOW.....	C26-C27	SCH 40 PRESSURE PIPE.....	I33
HANDLES, WINDOW.....	C33	MINI-BLIND.....	C30, F21	SEWER & DRAIN PIPE.....	I31
HARDWARE, PATIO DOOR.....	C16	MINUTE MAN STABILIZING SYS.....	B8	PVC/DWV FITTINGS.....	I32
HEAT CABLE.....	H11	MIRROR CLIP.....	F4	<b>Q</b>	
HEATER		MOLDING AND TRIM.....	F12	QUEST FITTINGS.....	I36-I37
GAS.....	K3-K5	MOLDING, TUB.....	I23	QUEST SUPPLY TUBES.....	I12
KEROSENE.....	K2	MOUNTING BRACKET, A/C.....	K41	QUICK JACK.....	B14
WOOD.....	K1	<b>N</b>		QWIK ELBOW.....	I26
HINGES.....	C13, C17, F7	NAILITE.....	A7-A8	<b>R</b>	
HITCH HIDER.....	A24	NORCO JACKS.....	B14	R22. COMPONENTS.....	K33
HOSE		NORDYNE WARRANTY.....	K32	RAILINGS.....	A23
BIBB.....	I51	NOZZLES, DELAVAN.....	K40	RANGE.....	E7-E9
CLAMPS.....	I51	NUT DRIVER.....	F1	RANGE BURNERS.....	E-12
DRAIN.....	E17	NUT SETTER.....	F3	RANGE CORD.....	E12, H8
WASHERS.....	I51	<b>O</b>		RANGE HOOD.....	E10-E11
HOUSETYPE DOOR.....	C3-C7	OETIKER CLAMPS.....	I48	RANGE RECEPTACLE.....	H8
HULA PENNANT.....	F22	OIL TANK FITTING.....	K40	RAPID WALL.....	A12
HVAC DUCT TAPE.....	F15, K39	OLIVER TECH SYSTEM.....	B12	RATCHET PULLER.....	B15
HVAC TAPE.....	F15	OUTLET BOX.....	E17, I52	R-CO STEPS.....	A9
HVAC UNITS.....	K6-K33	BIN BOX.....	F4	R-COTEC SKIRTING.....	A9
HYDRAULIC AIR JACK.....	B14	OUTRIGGER.....	B13	RECEPTACLE.....	H5
<b>I</b>		<b>P</b>		DRYER.....	H8
ICEMAKER KIT.....	E6	P TRAP.....	I26	DUPLEX.....	H6
ICEMAKER VALVE, BRASS.....	I27	P TRAP ADAPTER.....	I26	RANGE.....	H8
INSULATED ROOF-OVER.....	A23	PACSTRAP STRAPPING.....	B19	SELF-CONTAINED.....	H6, H7
INSULATING FOAM.....	D9-D10	PAINT		REFRIGERATOR.....	E2-E6
INSULATION.....	D11, I50	APPLIANCE TOUCH.....	D7	REGISTER FILTERS.....	F17
BLOWER.....	D11	WALLBOARD.....	D7	REPLACEMENT SPOUTS.....	I8
F/PLATES & SWITCH.....	H7	PANEL NAILS.....	F4	RIDGE CAP.....	B18
PIPE.....	H13	PASSAGE LOCK.....	C20	RIDGID ANCHOR MACHINE.....	B5
WATER HEATER BLANKET.....	I3	PATIO		ROOF	
INSULTING FOAM.....	D8	ANCHOR.....	B2	BRUSH & HANDLE.....	D2
INTERIOR DOOR.....	C17	COVER.....	A20-A24	CAP FLASHING.....	B18
<b>J</b>		DOOR.....	C15	COATING.....	D1-D3
JACKING PLATE.....	B14	SCREEN DOOR.....	C16	DUCTING KIT.....	F18
JACKS.....	B14	PVC CONDUIT.....	H9	EDGING.....	C22
JISCO MIXER.....	D2	PVC/DWV SCH 40 PIPE.....	I32	ROOF JACK.....	B16
<b>K</b>		PEEL & SEAL.....	D3	ROOFOVER (OVER-ROOF).....	A21, A23
KEROSENE HEATER.....	K2	PERSONAL SHOWER.....	I7	ROSETTE WASHER.....	F11
KILZ PRIMER SEALER.....	D5	PEX CONNECTORS.....	I3	RUBBER KNEE PAD.....	G4

<b>S</b>			
S-HOOK .....	C22		
SCREEN			
FIBERGLASS .....	C29		
FRAME KIT .....	C29		
SPLINE .....	C29		
WINDOW .....	C14		
SCREEN ROOM .....	A-22		
SCREWDRIVER .....	F1		
SCREWS .....	F2, F3		
SEAM BINDER .....	G6		
SEAM-ENDER .....	F16		
SERVICE WEIGHT PIPE .....	I29		
SEWER RING .....	I11		
SHARKBITE FITTINGS .....	I46		
SHEARS, METAL .....	F6		
SHED ANCHOR .....	B6		
SHEDS .....	A23		
SHEET METAL SCREWS .....	F3		
SHEET METAL SYSTEMS .....	K11		
SHOE COVER .....	J4		
SHOWER			
CURTAIN RINGS .....	I10		
CURTAINS .....	I10		
DOOR .....	I22, I23		
DRAIN .....	I24		
HEAD .....	I7		
PAN .....	I22		
STALL .....	I22		
SURROUNDS .....	I14-I22		
SHUTTERS .....	A19		
SIDESWIPER .....	F6		
SIDEWALL FANS .....	F19		
SIDING .....	A14-A15		
SIGNS & BANNERS .....	F22		
SIGNS, TOWING .....	J2		
SILL PLATE SEALER .....	F13		
SINGLE LEVER FAUCET .....	I8		
SINK			
CLIPS .....	I28		
HOLE COVERS .....	I28		
WATER SUPPLY .....	I25		
LAVATORY .....	I25		
KITCHEN .....	I28		
SKIRT GUARD .....	A17		
SKIRTING .....	A1-A14		
SKIRTING STUD .....	A17		
SKYLIGHT .....	A24		
SMOKE ALARM .....	F20		
SNAP FASTENERS .....	C29		
SNAP-LOCK PUNCH TOOL .....	F6		
SNIPS .....	A16, F6		
SOIL TEST PROBE KIT .....	B7		
SOLAR SCREEN .....	C30		
SPACKLING .....	D7, F10		
SPEED WRENCH .....	B2		
SQUEAK-ENDER .....	F16		
SQUEEEEEK-NO-MORE KIT .....	F16		
STA PUT .....	B20, D5		
STABILIZING SYSTEM .....	B8-B13		
STABILIZING PLATES .....	B2		
STABLE SAFE TIE .....	B4		
STAINLESS STEEL SINKS .....	I28		
STAND, HVAC .....	K41		
STAPLER, ELECTRIC .....	F5, G4		
STEM & BONNETS .....	I9		
STEPS .....	A27-A30		
STEPS, R-CO .....	A9		
STONESKIRT .....	A10		
STOPPERS, TUB .....	I24		
STORM DOOR HARDWARE .....	C14		
STORM DOORS .....	C14		
STORM PATCH .....	D2		
STORM WINDOW KIT .....	C29		
STRAINERS .....	I24		
STRAP SEAL .....	B3		
SUREWALL BONDING CEMENT .....	D3		
SWITCH			
DECORATOR .....	H6		
PLATES .....	H5		
SELF-CONTAINED .....	H6, H7		
TOGGLE .....	H5		
<b>T</b>			
T & P VALVE .....	I2		
TACKY TAPE .....	F15		
TANK TO BOWL BOLT .....	I11		
TANK TUB .....	K40		
TAPE .....	F14, F15		
BOTTOM BOARD .....	B20		
CLOSE-OFF .....	B19		
DUCT .....	F14		
ECONO-MEND .....	F14		
ELECTRICAL .....	F14		
FOAM .....	F15		
MASKING .....	F14		
PIPE THREAD .....	I48		
PUTTY .....	F15		
TACKY .....	F15		
TARP STRAPS .....	J4		
THEFT STOPPER .....	F9		
THERMOCOUPLE .....	K37, I3		
THERMOSTAT .....	K34		
THERMOSTAT WIRE .....	H8, H9		
TIE DOWN .....	J1		
TIE DOWN STABILIZING SYSTEM .....	B10		
TILT BINS .....	I46		
TISSUE HOLDER .....	I10		
TOGGLE SWITCH .....	H5		
TOILET			
FLAPPERS .....	I12		
FLUSH VALVE .....	I13		
FLUSHER FIXER KIT .....	I13		
GASKETS .....	I11		
RINGS .....	I12		
SEAT .....	I11		
SEAT LOCK .....	I11		
TANK LEVER .....	I11		
TANK REPAIR VALVE .....	I12		
TOILETS .....	I11		
TOOL			
CRIMPING .....	I41, I48		
OETIKER .....	I48		
PIPE CUTTER .....	I48		
SCREEN INSTALLER .....	C29		
SIDING .....	A16, F6		
TOUCH & SEAL .....	D9		
TOWING LIGHT .....	J2		
TRAILER GLITTER .....	D8		
TRANSPORT LIGHTS .....	J2		
TRUGARD SKIRTING .....	A1-A2		
TUB MOLDING .....	I23		
TUB REPAIR KIT .....	I23		
TUB SURROUNDS .....	I21		
TUB, ISLAND .....	I21		
TUBING .....	I37		
TUBING, COPPER .....	I47, I52		
<b>U</b>			
UNIVERSAL FITTINGS .....	I38-I39		
UTILITY KNIFE .....	F5, G5		
UTILITY ROLLER .....	B15		
<b>V</b>			
VALVES .....	I35		
VAPOR BARRIER .....	B19, F13		
VECTOR STABILIZING SYSTEM .....	B10		
VENT MATE AIR FILTERS .....	D7		
VENT PACKAGES .....	I2		
VENT			
RANGE HOOD .....	E-11		
WINDOW .....	C30		
FOUNDATION .....	A17		
VINYL FLOOR COVERING .....	G2		
VINYL WINDOW .....	C25		
<b>W</b>			
WALL & CEILING REPAIR PATCH .....	D6		
WALL			
PATCH .....	F10		
PROTECTOR .....	C21		
SURROUNDS .....	I17		
WALLBOARD .....	F11		
JOINT COMPOUND .....	D7		
PAINT .....	D7, F11		
WASHER/DRYER .....	E15, E16		
WASHERS, CONE SLIP JOINT .....	I9		
WASHERS, HOSE .....	I51		
WASHING MACHINE HOSE .....	E17		
WASHING MACHINE VALVE .....	I45, I51		
WASP AND HORNET KILLER .....	D8		
WASTE VALVES .....	I35		
WATER CONNECTORS .....	I3		
WATER HEATER			
BLANKET .....	I3		
DOOR .....	I12		
DRAIN TOOL .....	I3		
DRIP PAN .....	I3		
ELEMENTS .....	I2		
THERMOSTAT .....	I3		
WATER HEATERS .....	I1		
WATER HOSE .....	I51		
WATER LEVEL .....	B18		
WATER LINE .....	I52		
WATER SUPPLY LINE .....	I12		
WATERWISE WATER SHUT-OFF .....	I48		
WATERWAY CONNECTOR .....	I3		
WAX BOWL RING .....	I12		
WD-40 .....	D8		
WEATHER STRIPPING .....	C22-C23		
WEATHERPROOF RECEPTACLE .....	H7		
WEBBING STRAP .....	F15		
WEDGES .....	B17		
WINDOWS .....	C24-C27		
WINDOW			
AWNING .....	A19, A21		
FRAME EXTRUSION .....	C29		
HARDWARE .....	C28		
PARTS .....	C31-C33		
REPLACEMENT .....	C-13		
WIPES .....	D7, I48		
WIRE .....	K34, H9		
WIRE, THERMOSTAT .....	H9		
WOOD STEPS .....	A27		
WOOD STOVE .....	K1		
WORK GLOVES .....	J5		
WRENCH, FLAIR-IT .....	I45		
<b>Z</b>			
ZOOM OILER .....	D8		

# PART NUMBER INDEX

0100125.....	K32	0100917.....	K11	0103021.....	K33	0104093.....	K8
0100126.....	K32	0100918.....	K11	0103022.....	K33	0104094.....	K8
0100127.....	K32	0100924.....	K18	0103023.....	K33	0104095.....	K8
0100128.....	K32	0100925.....	K18	0103024.....	K33	0104096.....	K8
0100129.....	K32	0100926.....	K18	0103025.....	K33	0104097.....	K8
0100130.....	K32	0101038.....	K12	0103027.....	K33	0104144.....	K33
0100131.....	K32	0101039.....	K12	0103028.....	K33	0104148.....	K33
0100132.....	K32	0101040.....	K12	0103029.....	K33	0104149.....	K33
0100142.....	K32	0101107.....	K12	0103030.....	K33	0104150.....	K33
0100143.....	K32	0101107.....	K13-K15	0103037.....	K33	0104151.....	K33
0100144.....	K32	0101200.....	K18	0103041.....	K21	0104155.....	K18
0100145.....	K32	0101201.....	K18	0103044.....	K22	0104156.....	K18
0100146.....	K32	0101227.....	K11	0103048.....	K21	0104167.....	K6
0100147.....	K32	0102077.....	K14	0103048.....	K21	0104168.....	K6
0100148.....	K32	0102201.....	K13	0103049.....	K21	0104169.....	K6
0100149.....	K32	0102202.....	K13	0103057.....	K21	0104170.....	K6
0100150.....	K32	0102203.....	K13	0103058.....	K31	0104190.....	K33
0100151.....	K32	0102204.....	K13	0103059.....	K31	0104191.....	K33
0100152.....	K32	0102205.....	K13	0103060.....	K31	0104192.....	K33
0100153.....	K32	0102206.....	K13	0103061.....	K31	0104193.....	K33
0100154.....	K32	0102208.....	K14	0103063.....	K21	0107506.....	K14
0100155.....	K32	0102209.....	K14	0103065.....	K22	0107507.....	K14
0100156.....	K32	0102210.....	K14	0103073.....	K11	0107508.....	K14
0100235.....	K11	0102211.....	K14	0103084.....	K15	0107509.....	K14
0100360.....	K11	0102212.....	K14	0103085.....	K13	0107510.....	K14
0100361.....	K11	0102213.....	K14	0103086.....	K21	0107511.....	K14
0100362.....	K11	0102214.....	K17	0103087.....	K21	0107515.....	K17
0100498.....	K41	0102215.....	K17	0103088.....	K18	0107516.....	K17
0100499.....	K41	0102216.....	K17	0103088.....	K22	0107517.....	K17
0100500.....	K41	0102217.....	K17	0103089.....	K18	0107518.....	K17
0100501.....	K41	0102218.....	K17	0103092.....	K18	0107519.....	K17
0100502.....	K41	0102219.....	K17	0103092.....	K18	0107520.....	K17
0100503.....	K41	0102220.....	K17	0103110.....	K7	0107521.....	K17
0100504.....	K41	0102221.....	K17	0103111.....	K10	0107522.....	K17
0100505.....	K41	0102222.....	K17	0103112.....	K7	0107525.....	K18
0100506.....	K41	0102223.....	K17	0103113.....	K7	0107526.....	K18
0100507.....	K41	0102224.....	K17	0103113.....	K10	0107527.....	K18
0100509.....	K41	0102225.....	K17	0103114.....	K7	0107528.....	K18
0100510.....	K41	0102226.....	K17	0103131.....	K37	0107529.....	K18
0100512.....	K41	0102230.....	K18	0103138.....	K12	0107530.....	K18
0100518.....	K41	0102231.....	K18	0103139.....	K12	0107531.....	K18
0100520.....	K41	0102232.....	K18	0103140.....	K12	0107532.....	K18
0100525.....	K41	0102233.....	K18	0103141.....	K12	0107533.....	K18
0100526.....	K41	0102234.....	K18	0103142.....	K12	0107534.....	K18
0100527.....	K41	0102502.....	K39	0103143.....	K12	0107535.....	K18
0100530.....	K41	0102609.....	K33	0103144.....	K12	0108000.....	K10
0100531.....	K41	0102610.....	K33	0103145.....	K12	0108001.....	K10
0100532.....	K41	0102611.....	K33	0103146.....	K11	0108002.....	K10
0100533.....	K41	0102612.....	K33	0103147.....	K12	0108003.....	K10
0100534.....	K41	0102613.....	K33	0103148.....	F17, K11	0108005.....	K9
0100545.....	H9	0102614.....	K33	0103149.....	K11	0108006.....	K9
0100598.....	K18, K31, K37	0102615.....	K33	0103150.....	K11	0108007.....	K9
0100601.....	K18	0102858.....	K6	0103151.....	K11	0108008.....	K9
0100602.....	K18, K31	0102858.....	K12	0103152.....	K11	0108020.....	K15
0100603.....	K18, K31	0102989.....	K34	0103153.....	K11	0108021.....	K15
0100604.....	K18	0102993.....	K34	0103154.....	K11	0108022.....	K15
0100605.....	K18	0102993.....	K34	0103155.....	K11	0108022.....	K15
0100606.....	K18	0102994.....	K34	0103157.....	K12	0108023.....	K15
0100607.....	K18	0102995.....	K34	0103158.....	K12	0108024.....	K15
0100624.....	K18	0102996.....	K34	0103160.....	K11	0108025.....	K15
0100625.....	K18	0102997.....	K34	0103162.....	F17	0108030.....	K16
0100650.....	K18	0102998.....	K34	0103162.....	F17	0108031.....	K16
0100908.....	K12	0103001.....	K12	0103200.....	K22, K29	0108032.....	K16
0100913.....	K11	0103002.....	K34	0103201.....	K22	0108033.....	K16
0100914.....	K11	0103003.....	K34	0103201.....	K29	0110102.....	D1
0100915.....	K11	0103004.....	K34	0103202.....	K22	0110105.....	D1
0100916.....	K11	0103005.....	K21	0103205.....	K18	0110108.....	D1
		0103006.....	K21	0103205.....	K29	0110110.....	D1
		0103007.....	K21	0103206.....	K21	0110112.....	D1
		0103008.....	K21, K22	0104086.....	K7	0110215.....	D1
		0103009.....	K22	0104087.....	K7	0110216.....	D1
		0103010.....	K21, K22	0104088.....	K7	0110217.....	D1
		0103011.....	K18, K22	0104089.....	K7	0110218.....	D1
		0103013.....	K34	0104090.....	K7	0110220.....	D2
		0103014.....	K34	0104091.....	K7	0110223.....	D2
		0103019.....	K33	0104092.....	K8	0110224.....	D2



0110225.....	D1	0112032.....	D10	0120029.....	B1	0120321.....	B7
0110235.....	D8, 123	0112037.....	D10	0120032.....	B6	0120322.....	B7
0110250.....	D5, B20	0112038.....	D10	0120033.....	B6	0120323.....	B7
0110252.....	B20	0112039.....	D10	0120034.....	B6	0120324.....	B3
0110253.....	B20	0112042.....	D10	0120035.....	B6	0120325.....	B3
0110254.....	B20	0112045.....	D10	0120039.....	B6	0120326.....	B3
0110255.....	D5	0112102.....	D9	0120040.....	B6	0120327.....	B3
0110256.....	B20	0112104.....	D9	0120044.....	B6	0120328.....	B3
0110257.....	D5	0112107.....	D9	0120048.....	B1	0120329.....	B3
0110258.....	D5	0112108.....	D9	0120050.....	B1	0120330.....	B3
0110259.....	D5	0112131.....	D9	0120051.....	B1	0120331.....	B3
0110270.....	D3	0112132.....	D9	0120101.....	B6	0120333.....	B4
0110311.....	D2	0112150.....	D9	0120102.....	B6	0120334.....	B2
0110313.....	D2	0112151.....	D9	0120115.....	B6	0120340.....	B9
0110331.....	D1	0112401.....	D5	0120120.....	B5	0120346.....	B9
0110332.....	D1	0112402.....	D5	0120120.....	B6	0120347.....	B9
0110336.....	D4	0112410.....	D4	0120180.....	B2	0120348.....	B3
0110337.....	D4	0112607.....	I49	0120181.....	B2	0120349.....	B9
0110341.....	D2	0112609.....	I49	0120186.....	B2	0120350.....	B9
0110342.....	D1	0112610.....	I49	0120188.....	B2	0120352.....	B9
0110343.....	D2	0112611.....	I49	0120192.....	B15	0120353.....	B9
0110344.....	D2	0112612.....	I49	0120196.....	B15	0120354.....	B9
0110345.....	D2	0112613.....	I49	0120197.....	B15	0120355.....	B8
0110346.....	D2	0112614.....	I49	0120198.....	B15	0120356.....	B8
0110350.....	D3	0112615.....	I49	0120199.....	B15	0120357.....	B8
0110351.....	D3	0112616.....	I49	0120200.....	B15	0120358.....	B9
0110352.....	D3	0112617.....	I48	0120202.....	B15	0120359.....	B9
0110353.....	D3	0112618.....	I48	0120203.....	B15	0120366.....	B13
0110354.....	D3	0112619.....	I49	0120204.....	B15	0120367.....	B13
0110355.....	D3	0112620.....	I49	0120205.....	B15	0120368.....	B8
0110365.....	D4	0112621.....	I49	0120206.....	B15	0120370.....	B8
0110383.....	D4	0112622.....	I49	0120209.....	B2	0120377.....	B8
0110390.....	D4	0112625.....	I49	0120250.....	B14	0120378.....	B8
0110410.....	D3	0112630.....	I49	0120255.....	B14	0120379.....	B8
0110412.....	D3	0112630.....	I41	0120260.....	B5	0120380.....	B3
0110413.....	D3	0112631.....	I49	0120261.....	B5	0120383.....	B3
0110414.....	D3	0112631.....	I41	0120263.....	B5	0120384.....	B3
0110420.....	D2	0112640.....	I49	0120264.....	B5	0120385.....	B9
0110425.....	D2	0112801.....	I49	0120275.....	B3	0120386.....	B9
0110450.....	D3	0112901.....	I49	0120276.....	B3	0120387.....	B9
0110451.....	D3	0119000.....	D4	0120280.....	B13	0120388.....	B9
0110500.....	K39	0119001.....	D4	0120281.....	B13	0120389.....	B9
0110501.....	K39	0119002.....	D4	0120283.....	B3	0120390.....	B9
0110507.....	K39	0119005.....	F10	0120285.....	B14	0120395.....	B9
0110508.....	K39	0119006.....	F10	0120290.....	B3	0120396.....	B9
0110600.....	D2	0119007.....	D4	0120291.....	B3	0120400.....	B1
0110601.....	D2	0119008.....	D4	0120292.....	B3	0120401.....	B1
0110650.....	D1	0119010.....	D4	0120294.....	B3	0120402.....	B1
0110652.....	D1	0119011.....	D4	0120295.....	B3	0120404.....	B4
0110653.....	D1	0120000.....	B1	0120296.....	B3	0120405.....	B4
0112004.....	D4	0120001.....	B1	0120297.....	B3	0120406.....	B4
0112005.....	D4	0120002.....	B1	0120298.....	B6	0120407.....	B4
0112006.....	D4	0120003.....	B1	0120299.....	B3	0120408.....	B4
0112008.....	D4	0120004.....	B1	0120300.....	B3	0120409.....	B4
0112010.....	D8	0120005.....	B2	0120301.....	B3	0120410.....	B4
0112011.....	D10	0120006.....	B2	0120302.....	B4	0120415.....	B4
0112012.....	D10	0120007.....	B2	0120303.....	B6	0120416.....	B4
0112013.....	D10	0120008.....	B1	0120304.....	B4	0120417.....	B3
0112014.....	D10	0120009.....	B2	0120304.....	B6	0120418.....	B4
0112015.....	D10	0120010.....	B1	0120305.....	B6	0120420.....	B4
0112016.....	D10	0120011.....	B1	0120306.....	B6	0120421.....	B4
0112017.....	D10	0120012.....	B1	0120307.....	B3	0120430.....	B3
0112018.....	D10	0120014.....	B2	0120308.....	B3	0120431.....	B3
0112019.....	D10	0120015.....	B2	0120309.....	B6	0120435.....	B3
0112020.....	D10	0120017.....	B1	0120311.....	B3	0120440.....	B10
0112021.....	D10	0120018.....	B2	0120312.....	B3	0120441.....	B10
0112021.....	D10	0120019.....	B1	0120313.....	B3	0120442.....	B11
0112022.....	D10	0120020.....	B1	0120314.....	B3	0120445.....	B10
0112023.....	D10	0120021.....	B6	0120315.....	B5	0120446.....	B10
0112024.....	D10	0120022.....	B2	0120316.....	B3	0120447.....	B10
0112025.....	D10	0120023.....	B1	0120317.....	B5	0120448.....	B10
0112026.....	D10	0120024.....	B6	0120317.....	B5	0120450.....	B18
0112027.....	D10	0120025.....	B1	0120318.....	B5	0120451.....	B18
0112029.....	D10	0120026.....	B6	0120319.....	B5	0120452.....	B18
0112031.....	D10	0120028.....	B1	0120320.....	B9	0120453.....	B18

0120455.....	B18	0121012.....	B1	0143087.....	E13	0161513.....	I46
0120460.....	B12	0121014.....	B2	0143089.....	E13	0161514.....	I46
0120461.....	B12	0121019.....	B1	0143090.....	E13	0161515.....	I46
0120462.....	B12	0121022.....	B2	0143091.....	E6	0161516.....	I46
0120463.....	B12	0121026.....	B6	0143092.....	E13	0161517.....	I46
0120464.....	B12	0121180.....	B2	0143095.....	E6	0161518.....	I46
0120470.....	B4	0121188.....	B2	0143096.....	E6	0161519.....	I46
0120473.....	B10	0121192.....	B15	0143111.....	E13	0161520.....	I46
0120477.....	B10	0121196.....	B15	0143112.....	E13	0161521.....	I46
0120478.....	B11	0121197.....	B15	0143113.....	E13	0161522.....	I46
0120480.....	B6	0121198.....	B15	0143140.....	E4	0161523.....	I46
0120481.....	B4	0121199.....	B15	0143141.....	E4	0161524.....	I46
0120482.....	B3	0121200.....	B15	0143142.....	E5	0161921.....	I47
0120487.....	B11	0121202.....	B15	0143143.....	E4	0161932.....	I47
0120488.....	B11	0121203.....	B15	0143200.....	E1	0162203.....	I47
0120489.....	B11	0121204.....	B15	0143200.....	K5	0162321.....	I47
0120490.....	B11	0121205.....	B15	0143201.....	E1	0162407.....	I47
0120491.....	B11	0121206.....	B15	0143201.....	K5	0162414.....	I47
0120494.....	B11	0139990.....	K4	0153108.....	J7	0162751.....	I47
0120495.....	B11	0139991.....	K4	0154109.....	J7	0162752.....	I47
0120496.....	B11	0139992.....	K4	0156900.....	J7	0163209.....	I51
0120497.....	B11	0140050.....	E16	0156915.....	J6	0163210.....	I51
0120498.....	B11	0140052.....	E15	0156925.....	J6	0163211.....	I51
0120525.....	B12	0140899.....	E16	0157124.....	J7	0163211.....	I35
0120526.....	B12	0140901.....	E16	0157125.....	J7	0164300.....	I43
0120527.....	B12	0141001.....	E16	0157130.....	J7	0164301.....	I43
0120530.....	B12	0141005.....	E7	0157160.....	J7	0164302.....	I43
0120531.....	B12	0141006.....	E8	0157161.....	J7	0164303.....	I43
0120532.....	B12	0141010.....	E9	0157162.....	J7	0164304.....	I44
0120533.....	B12	0141026.....	E16	0157163.....	J7	0164305.....	I43
0120534.....	B12	0141028.....	E15	0157164.....	J6	0164306.....	I43
0120535.....	B12	0141030.....	E15	0157166.....	J7	0164307.....	I43
0120536.....	B12	0141034.....	E15	0157168.....	J7	0164308.....	I43
0120537.....	B12	0141195.....	E17	0157170.....	J6	0164309.....	I43
0120538.....	B12	0141196.....	E17	0157172.....	J7	0164310.....	I43
0120539.....	B12	0141197.....	E17	0157174.....	J7	0164311.....	I43
0120575.....	B12	0141198.....	E17	0157176.....	J7	0164315.....	I43
0120576.....	B12	0141199.....	E17	0157182.....	J6	0164316.....	I43
0120577.....	B12	0141200.....	E17	0157184.....	J6	0164317.....	I43
0120578.....	B12	0141201.....	E17	0157188.....	J6	0164318.....	I43
0120579.....	B12	0141202.....	E17	0160221.....	I47	0164320.....	I43
0120580.....	B12	0141203.....	E17	0160232.....	I47	0164322.....	I43
0120582.....	B12, B13	0141204.....	E17	0160322.....	I47	0164323.....	I43
0120583.....	B12	0141205.....	E17	0160333.....	I47	0164324.....	I43
0120583.....	B13	0141206.....	E17	0160344.....	I47	0164325.....	I43
0120584.....	B12	0141208.....	E16	0160522.....	I47	0164326.....	I43
0120585.....	B12	0141301.....	F20, J5	0160631.....	I47	0164327.....	I43
0120586.....	B12	0141302.....	J5	0160922.....	I47	0164328.....	I43
0120587.....	B12	0141303.....	J5	0160923.....	I47	0164330.....	E6
0120588.....	B12	0141303.....	F20	0160935.....	I47	0164330.....	I36
0120589.....	B12	0141305.....	F20	0160936.....	I47	0164332.....	I44
0120590.....	B12	0141508.....	E12	0160937.....	I47	0164333.....	I44
0120591.....	B12	0143030.....	E12	0161022.....	I47	0164334.....	I44
0120592.....	B12	0143031.....	E12	0161023.....	I47	0164336.....	I44
0120625.....	B13	0143032.....	E12	0161024.....	I47	0164337.....	I44
0120626.....	B13	0143033.....	E12	0161036.....	I47	0164338.....	I44
0120632.....	B13	0143037.....	E12	0161037.....	I47	0164339.....	I44
0120633.....	B13	0143038.....	E12	0161122.....	I47	0164340.....	I44
0120634.....	B13	0143040.....	E12	0161235.....	I47	0164341.....	I44
0120635.....	B13	0143042.....	E12	0161321.....	I47	0164342.....	I44
0120636.....	B13	0143043.....	E12	0161325.....	I47	0164343.....	I44
0120637.....	B13	0143044.....	E12	0161326.....	I47	0164344.....	I44
0120638.....	B13	0143046.....	E12	0161367.....	I47	0164345.....	I44
0120639.....	B13	0143049.....	E9	0161500.....	I46	0164346.....	I44
0120640.....	B13	0143054.....	E2	0161501.....	I46	0164347.....	I44
0120641.....	B13	0143058.....	E6	0161502.....	I46	0164348.....	I44
0120642.....	B13	0143063.....	E8	0161503.....	I46	0164350.....	I44
0120700.....	B5	0143065.....	E3	0161504.....	I46	0164351.....	I44
0120701.....	B5	0143069.....	E2	0161505.....	I46	0164352.....	I44
0120702.....	B5	0143072.....	E7	0161506.....	I46	0164355.....	I44
0120710.....	B5	0143074.....	E8	0161507.....	I46	0164356.....	I44
0121004.....	B1	0143076.....	E2	0161508.....	I46	0164357.....	I44
0121005.....	B2	0143080.....	E3	0161510.....	I46	0164358.....	I44
0121007.....	B2	0143083.....	E6	0161511.....	I46	0164359.....	I45
0121009.....	B2	0143085.....	E6	0161512.....	I46	0164360.....	I44

0164361.....	I45	0166099.....	I37	0167078.....	I34	0168243.....	I42
0164365.....	I44	0166101.....	I40	0167080.....	I34	0168244.....	I42
0164366.....	I44	0166102.....	I40	0167082.....	I34	0168246.....	I42
0164367.....	I44	0166105.....	I37	0167084.....	I34	0168248.....	I41
0164368.....	I44	0166109.....	I37	0167085.....	I34	0168249.....	I41
0164369.....	I44	0166111.....	I37	0167090.....	I34	0168250.....	I41
0164370.....	I44	0166112.....	I37	0167092.....	I34	0168251.....	I41
0164372.....	I45	0166113.....	I37	0167093.....	I34	0168253.....	I42
0164373.....	I45	0166115.....	I40	0167101.....	I34	0168254.....	I42
0164374.....	E6	0166116.....	I40	0167102.....	I34	0168255.....	I42
0164374.....	I36	0166117.....	I40	0167105.....	I34	0168256.....	I42
0164375.....	I44	0166118.....	I40	0167106.....	I34	0168257.....	I42
0164376.....	I44	0166119.....	I40	0167107.....	I34	0168258.....	I42
0164378.....	I43	0166120.....	I40	0167108.....	I34	0168259.....	I42
0164380.....	I43	0166121.....	I40	0167109.....	I34	0180101.....	D8
0164383.....	I45	0166122.....	I40	0167110.....	I34	0180102.....	I39
0164385.....	I45	0166123.....	I40	0167111.....	I34	0180104.....	D8
0164386.....	I45	0166124.....	I40	0167114.....	I34	0180205.....	F17
0164390.....	E14	0166125.....	I40	0167115.....	I34	0180205.....	D7
0164390.....	I45	0166126.....	I40	0167118.....	I34	0180206.....	F17
0164397.....	I45	0166127.....	I40	0167119.....	I34	0180206.....	D7
0164398.....	I45	0166128.....	I40	0167125.....	I34	0180801.....	D8
0164404.....	E17	0166130.....	I40	0167126.....	I34	0180802.....	D8
0164404.....	I45	0166131.....	I40	0167130.....	I34	0180804.....	D8
0164410.....	I43	0166133.....	I40	0167131.....	I34	0181350.....	G1
0164411.....	I43	0166134.....	I40	0167133.....	I34	0181350.....	D7
0164412.....	I43	0166135.....	I40	0167134.....	I34	0181375.....	D8
0164413.....	I43	0166136.....	I40	0167137.....	I34	0181401.....	D7
0164415.....	I43	0166200.....	I39	0167138.....	I34	0181401.....	I48
0165100.....	I37	0166201.....	I39	0167139.....	I34	0181520.....	D7
0165101.....	I37	0166202.....	I38	0167140.....	I34	0181521.....	D7
0165102.....	I37	0166203.....	I38	0167141.....	I34	0181522.....	D7
0165105.....	I37	0166204.....	I38	0168001.....	I48	0181523.....	D7
0165106.....	I37	0166205.....	I39	0168015.....	I47	0181524.....	D7
0165121.....	I52	0166206.....	I39	0168106.....	I48	0181818.....	D8
0165121.....	I47	0166207.....	I38	0168107.....	I41	0185004.....	D5
0165132.....	I52	0166208.....	I38	0168109.....	I41	0185006.....	D5
0165132.....	I47	0166209.....	I38	0168200.....	I41	0185007.....	D5
0165133.....	I52	0166210.....	I38	0168201.....	I41	0185011.....	D7
0165133.....	I47	0166211.....	I38	0168202.....	I41	0185020.....	D5
0166020.....	I36	0166212.....	I38	0168203.....	I41	0185024.....	F10
0166021.....	I36	0166213.....	I38	0168204.....	I41	0185025.....	F10
0166022.....	I36	0166214.....	I38	0168205.....	I41	0185026.....	F10
0166023.....	I36	0166215.....	I38	0168206.....	I41	0185027.....	F10
0166024.....	I36	0166220.....	E6	0168207.....	I41	0185028.....	F10
0166025.....	I36	0166220.....	I39	0168208.....	I41	0185028.....	D6
0166026.....	I36	0166221.....	I39	0168210.....	I41	0185030.....	F10
0166027.....	I36	0166222.....	I38	0168211.....	I41	0185030.....	D6
0166029.....	I36	0166223.....	I38	0168212.....	I41	0185038.....	F11
0166030.....	I36	0166224.....	I39	0168213.....	I41	0185038.....	D7
0166033.....	I36	0166225.....	I39	0168214.....	I41	0190601.....	I50
0166035.....	I36	0166227.....	E14	0168215.....	I41	0190602.....	I50
0166037.....	I36	0166227.....	I39	0168216.....	I41	0190603.....	I50
0166039.....	I37	0167044.....	I36	0168217.....	I41	0190610.....	K38
0166040.....	I36	0167046.....	I36	0168219.....	E6	0190611.....	K38
0166044.....	I37	0167048.....	I36	0168219.....	I27	0192005.....	I50
0166052.....	I36	0167049.....	I36	0168220.....	I35	0192010.....	I50
0166053.....	I36	0167050.....	I36	0168220.....	I42	0192011.....	I50
0166054.....	I36	0167052.....	I36	0168221.....	I35	0200005.....	F11
0166055.....	I36	0167054.....	I36	0168222.....	I35	0200006.....	F11
0166056.....	I36	0167056.....	I37	0168223.....	I41	0200010.....	F11
0166057.....	I36	0167057.....	I37	0168224.....	I41	0200011.....	F11
0166058.....	I37	0167058.....	I36	0168226.....	I42	0200013.....	F11
0166059.....	I37	0167059.....	I36	0168227.....	I42	0200030.....	F11
0166060.....	I37	0167060.....	I36	0168230.....	I42	0200050.....	B18
0166070.....	I36	0167062.....	I37	0168231.....	I42	0200051.....	B18
0166071.....	I36	0167063.....	I48	0168233.....	I42	0200052.....	B18
0166072.....	I36	0167064.....	I36	0168235.....	I42	0200053.....	B18
0166090.....	I36	0167065.....	I48	0168236.....	I42	0200055.....	B18
0166091.....	I36	0167066.....	I48	0168237.....	I42	0200056.....	B18
0166094.....	I36	0167069.....	I48	0168238.....	I42	0200057.....	B18
0166095.....	I36	0167070.....	I48	0168239.....	I42	0200058.....	B18
0166096.....	I36	0167072.....	I34	0168240.....	I42	0200059.....	B18
0166097.....	I36	0167073.....	I34	0168241.....	I42	0200200.....	A25
0166098.....	I37	0167074.....	I34	0168242.....	I42	0200201.....	A25

0200205.....	A25	0200717.....	A12	0201203.....	A6	0207123.....	A20
0200401.....	A11	0200718.....	A12	0201204.....	A6	0207124.....	A20
0200404.....	A11	0200719.....	A12	0201205.....	A6	0207125.....	A20
0200406.....	A11	0200720.....	A12	0201206.....	A6	0207505.....	A21
0200407.....	A11	0200818.....	A1	0201207.....	A6	0207600.....	A19
0200410.....	A11	0200818.....	A3	0201301.....	A10	0207601.....	A19
0200450.....	A7	0200819.....	A1	0201306.....	A10	0207602.....	A19
0200451.....	A7	0200825.....	A17	0201307.....	A10	0207603.....	A19
0200452.....	A7	0200826.....	A17	0201309.....	A10	0207605.....	A19
0200453.....	A7	0200900.....	A17	0201310.....	A10	0207606.....	A19
0200455.....	A8	0200950.....	A1	0201311.....	A10	0207607.....	A19
0200456.....	A7	0200951.....	A1	0201318.....	A10	0207608.....	A19
0200457.....	A7	0200952.....	A1	0201320.....	A10	0207610.....	A19
0200458.....	A7	0200953.....	A1	0201332.....	A10	0207611.....	A19
0200459.....	A7	0200954.....	A1	0201336.....	A10	0207612.....	A19
0200460.....	A7	0200955.....	A2	0201341.....	A10	0207613.....	A19
0200461.....	A8	0201020.....	A1	0201344.....	A10	0207615.....	A19
0200462.....	A7	0201021.....	A1	0202015.....	A9	0207616.....	A19
0200463.....	A7	0201022.....	A1	0202016.....	A9	0207617.....	A19
0200464.....	A7	0201028.....	A1	0202019.....	A9	0207618.....	A19
0200466.....	A7	0201028.....	A2	0202020.....	A9	0207620.....	A19
0200467.....	A7	0201040.....	A1	0202021.....	A9	0207621.....	A19
0200468.....	A7	0201043.....	A2	0202023.....	A9	0207622.....	A19
0200469.....	A7	0201050.....	A1	0202024.....	A9	0207623.....	A19
0200470.....	A7	0201051.....	A1	0202030.....	A9	0207625.....	A19
0200471.....	A7	0201052.....	A1	0202032.....	A9	0207626.....	A19
0200480.....	A8	0201053.....	A2	0202033.....	A9	0207627.....	A19
0200485.....	A7	0201054.....	A1	0202035.....	A9	0207628.....	A19
0200486.....	A7	0201054.....	A2	0202038.....	A9	0207630.....	A19
0200590.....	A3	0201055.....	A1	0202040.....	A9	0207631.....	A19
0200595.....	A3	0201056.....	A2	0202041.....	A9	0207632.....	A19
0200596.....	A3	0201057.....	A1	0202041.....	A9	0207633.....	A19
0200597.....	A3	0201058.....	A1	0202041.....	A9	0207635.....	A19
0200598.....	A3	0201059.....	A1	0202042.....	A9	0207636.....	A19
0200599.....	A3	0201060.....	A1	0202044.....	A9	0207637.....	A19
0200600.....	A3	0201061.....	A1	0202045.....	A9	0207638.....	A19
0200601.....	A3	0201065.....	A1	0202047.....	A9	0207640.....	A19
0200602.....	A3	0201066.....	A3, A11	0202048.....	A9	0207641.....	A19
0200603.....	A3	0201070.....	A1	0202051.....	A9	0207642.....	A19
0200604.....	A3	0201072.....	A12	0202054.....	A9	0207643.....	A19
0200605.....	A3	0201075.....	A1	0202056.....	A9	0207704.....	A21
0200606.....	A3	0201075.....	A3	0202060.....	A9	0207725.....	A19
0200607.....	A3	0201108.....	A6	0202070.....	A9	0207726.....	A19
0200608.....	A3	0201108.....	A17	0202200.....	A14	0207727.....	A19
0200609.....	A11	0201111.....	A5	0203600.....	K40	0207730.....	A19
0200610.....	A11	0201115.....	A5	0203601.....	K40	0207750.....	A19
0200611.....	A3	0201116.....	A5	0203602.....	K40	0207752.....	A19
0200611.....	A11	0201117.....	A5	0204019.....	A13	0207801.....	A21
0200612.....	A3	0201119.....	A5	0204020.....	A13	0207802.....	A21
0200612.....	A11	0201120.....	A5	0204021.....	A13	0207803.....	A21
0200613.....	A3	0201121.....	A5	0205150.....	A33	0207804.....	A14
0200613.....	A11	0201122.....	A5	0205151.....	A32	0207806.....	A14
0200614.....	A3	0201123.....	A5	0205152.....	A32	0207809.....	A14
0200615.....	A3	0201124.....	A5	0205152.....	A33	0207810.....	A14
0200616.....	A3	0201125.....	A6	0205153.....	A32	0207811.....	A14
0200617.....	A3	0201126.....	A5	0205154.....	A33	0207812.....	A14
0200618.....	A3	0201127.....	A5	0205155.....	A33	0207813.....	A14
0200620.....	A3	0201128.....	A6	0205156.....	A33	0207814.....	A14
0200620.....	A11	0201129.....	A6	0205157.....	A33	0207815.....	A14
0200621.....	A3	0201130.....	A6	0205160.....	A33	0207816.....	A14
0200622.....	A3	0201132.....	A6	0207100.....	A20	0207818.....	A14
0200623.....	A3	0201133.....	A6	0207101.....	A20	0207819.....	A14
0200623.....	A11	0201134.....	A6	0207102.....	A20	0207820.....	A14
0200624.....	A11	0201137.....	A6	0207103.....	A20	0207821.....	A14
0200700.....	A12	0201140.....	A5	0207104.....	A20	0207822.....	A14
0200701.....	A12	0201141.....	A5	0207105.....	A20	0207823.....	A14
0200702.....	A12	0201145.....	A6	0207110.....	A20	0207824.....	A14
0200703.....	A12	0201146.....	A6	0207112.....	A20	0207825.....	A14
0200704.....	A12	0201147.....	A6	0207113.....	A20	0207826.....	A14
0200708.....	A12	0201150.....	A6	0207114.....	A20	0207828.....	A14
0200709.....	A12	0201151.....	A6	0207115.....	A20	0207844.....	A14
0200710.....	A12	0201152.....	A6	0207116.....	A20	0207845.....	A14
0200711.....	A12	0201200.....	A6	0207120.....	A20	0207850.....	A25
0200712.....	A12	0201201.....	A6	0207121.....	A20	0207851.....	A25
0200716.....	A12	0201202.....	A6	0207122.....	A20	0207951.....	A15

0207952.....	A15	0210745.....	C11	0210850.....	C11	0210930.....	C7
0207953.....	A15	0210745.....	C13	0210851.....	C11	0210935.....	C11
0207955.....	A15	0210746.....	C13	0210852.....	C11	0210936.....	C11
0207956.....	A15	0210747.....	C11	0210853.....	C11	0210938.....	C11
0207957.....	A15	0210747.....	C13	0210854.....	C11	0210939.....	C11
0207958.....	A15	0210750.....	C13	0210855.....	C11	0210945.....	C14
0207960.....	A15	0210758.....	C9	0210856.....	C11	0210946.....	C11
0207961.....	A15	0210761.....	C12	0210857.....	C11	0210947.....	C11
0207962.....	A15	0210766.....	C12	0210858.....	C11	0210948.....	C14
0207967.....	A15	0210767.....	C12	0210859.....	C11	0210950.....	C22, F8
0207968.....	A15	0210768.....	C12	0210861.....	C11	0210951.....	C22
0207969.....	A15	0210774.....	C12	0210862.....	C11	0210953.....	C22
0207971.....	A15	0210775.....	C12	0210863.....	C11	0210953.....	F8
0207972.....	A15	0210776.....	C12	0210864.....	C11	0210954.....	C22
0207975.....	A15	0210777.....	C12	0210865.....	C11	0210955.....	C22
0207976.....	A15	0210778.....	C12	0210866.....	C11	0210959.....	C8
0207977.....	A15	0210779.....	C12	0210867.....	C11	0210960.....	C8
0210205.....	F8	0210780.....	C12	0210868.....	C11	0210961.....	C8
0210450.....	C14	0210781.....	C12	0210869.....	C11	0210964.....	C8
0210452.....	C14	0210782.....	C12	0210870.....	C7	0210965.....	C8
0210455.....	C10	0210783.....	C12	0210872.....	C7	0210966.....	C8
0210470.....	C14	0210784.....	C12	0210873.....	C7	0210967.....	C8
0210601.....	C10	0210785.....	C12	0210874.....	C7	0210968.....	C8
0210602.....	C10	0210786.....	C12	0210875.....	C7	0210969.....	C8
0210604.....	F7	0210787.....	C9	0210876.....	C7	0210970.....	C4
0210605.....	F7	0210788.....	C9	0210877.....	C7	0210971.....	C4
0210608.....	C13	0210789.....	C12	0210878.....	C7	0210973.....	C8
0210609.....	C13	0210790.....	C12	0210879.....	C7	0210976.....	C8
0210680.....	C17	0210791.....	C12	0210880.....	C7	0210978.....	C8
0210681.....	C17	0210792.....	C12	0210881.....	C7	0210989.....	C17
0210682.....	C17	0210793.....	C12	0210882.....	C7	0210989.....	F7
0210683.....	C17	0210794.....	C12	0210883.....	C7	0210990.....	C17
0210684.....	C17	0210795.....	C13	0210884.....	C11	0210991.....	C17
0210687.....	C17	0210796.....	C11	0210885.....	C11	0210991.....	F7
0210688.....	C17	0210797.....	C11	0210886.....	C7	0210992.....	F7
0210689.....	C17	0210798.....	C11	0210887.....	C11	0210993.....	C13
0210690.....	C17	0210799.....	C11	0210888.....	C7	0210995.....	C13
0210691.....	C17	0210800.....	C11	0210889.....	C11	0210996.....	C13
0210700.....	C14	0210801.....	C11	0210890.....	C11	0210998.....	C17
0210701.....	C14	0210802.....	C11	0210891.....	C11	0211002.....	C21
0210702.....	C14	0210803.....	C13	0210892.....	C11	0211003.....	F9
0210705.....	C17	0210804.....	C12	0210893.....	C11	0211004.....	C21
0210706.....	C17	0210805.....	C12	0210894.....	C11	0211005.....	C21
0210707.....	C17	0210806.....	C11	0210895.....	C11	0211006.....	C14
0210708.....	C17	0210807.....	C12	0210896.....	C11	0211007.....	C14
0210710.....	C17	0210808.....	C14	0210897.....	C11	0211008.....	C14
0210711.....	C17	0210809.....	C12	0210898.....	C11	0211010.....	C14
0210712.....	C17	0210810.....	C11	0210899.....	C11	0211012.....	C14
0210713.....	C17	0210811.....	C12	0210901.....	C11	0211013.....	C14
0210714.....	C17	0210812.....	C11	0210902.....	C11	0211014.....	C14
0210715.....	C17	0210814.....	C11	0210903.....	C11	0211015.....	C14
0210716.....	C17	0210815.....	C14	0210904.....	C11	0211016.....	C14
0210717.....	C17	0210816.....	C11	0210905.....	C11	0211017.....	C14
0210718.....	C17	0210817.....	C11	0210906.....	C11	0211020.....	C14
0210720.....	C17	0210818.....	C14	0210907.....	C11	0211021.....	C14
0210721.....	C17	0210819.....	C8	0210908.....	C11	0211022.....	C14
0210725.....	C17	0210821.....	C11	0210909.....	C11	0211023.....	C14
0210726.....	C17	0210822.....	C11	0210910.....	C7	0211024.....	C14
0210727.....	C17	0210823.....	C12	0210911.....	C7	0211027.....	C11
0210728.....	C17	0210824.....	C12	0210912.....	C11	0211028.....	C11
0210729.....	C17	0210828.....	C12	0210913.....	C11	0211029.....	C11
0210730.....	C17	0210833.....	C11	0210914.....	C7	0211030.....	C7
0210731.....	C17	0210835.....	C12	0210915.....	C7	0211031.....	C7
0210732.....	C17	0210837.....	C11	0210916.....	C11	0211033.....	C11
0210734.....	C17	0210838.....	C11	0210917.....	C7	0211035.....	C11
0210735.....	C17	0210839.....	C11	0210918.....	C11	0211038.....	F8
0210736.....	C17	0210840.....	C11	0210919.....	C11	0211040.....	F8
0210737.....	C17	0210841.....	C11	0210920.....	C11	0211041.....	C14
0210738.....	C17	0210842.....	C11	0210921.....	C7	0211042.....	F8
0210739.....	C17	0210843.....	C11	0210923.....	C7	0211043.....	C14
0210740.....	C13	0210844.....	C11	0210924.....	C7	0211044.....	C14
0210741.....	C17	0210845.....	C11	0210926.....	C11	0211045.....	C14
0210742.....	C17	0210847.....	C11	0210927.....	C11	0211046.....	C14
0210743.....	C17	0210848.....	C11	0210928.....	C7	0211048.....	C14
0210744.....	C13	0210849.....	C11	0210929.....	C7	0211049.....	C14

0211050.....	C14	0211150.....	C3	0211307.....	C7	0211840.....	C12
0211051.....	C7	0211151.....	C3	0211308.....	C7	0211841.....	C12
0211052.....	C7	0211152.....	C3	0211309.....	C7	0211846.....	C11
0211053.....	C14	0211153.....	C3	0211310.....	C7	0211850.....	C11
0211054.....	C14	0211154.....	C3	0211311.....	C7	0211851.....	C11
0211055.....	C14	0211155.....	C9	0211312.....	C7	0211855.....	C11
0211056.....	C7	0211156.....	C3	0211313.....	C7	0211858.....	C11
0211058.....	C14	0211157.....	C3	0211316.....	C7	0211859.....	C11
0211059.....	C14	0211158.....	C3	0211317.....	C7	0211860.....	C11
0211060.....	C14	0211159.....	C3	0211318.....	C3	0211862.....	C11
0211061.....	C14	0211160.....	C3	0211319.....	C3	0211863.....	C11
0211062.....	C14	0211161.....	C3	0211400.....	C11	0211871.....	C11
0211063.....	C14	0211162.....	C3	0211401.....	C11	0211878.....	C11
0211064.....	C14	0211163.....	C3	0211402.....	C11	0211879.....	C11
0211065.....	C7	0211164.....	C3	0211403.....	C11	0211882.....	C11
0211066.....	C7	0211165.....	C7	0211404.....	C11	0211883.....	C11
0211075.....	C7	0211166.....	C7	0211405.....	C11	0211886.....	C11
0211078.....	C7	0211167.....	C7	0211406.....	C11	0211887.....	C11
0211079.....	C7	0211168.....	C9	0211407.....	C11	0211888.....	C11
0211082.....	C7	0211169.....	C9	0211408.....	C11	0211889.....	C11
0211083.....	C7	0211170.....	C9	0211409.....	C11	0211900.....	C12
0211084.....	C7	0211171.....	C8	0211410.....	C11	0211901.....	C12
0211086.....	C7	0211172.....	C9	0211411.....	C11	0211990.....	K37
0211088.....	C7	0211173.....	C9	0211412.....	C11	0211991.....	K37
0211089.....	C7	0211175.....	C9	0211413.....	C11	0211992.....	K37
0211090.....	C7	0211176.....	C9	0211722.....	C5	0211997.....	I2
0211091.....	C6	0211178.....	C12	0211723.....	C5	0211999.....	I2
0211091.....	C7	0211179.....	C12	0211740.....	C5	0212000.....	I2
0211093.....	C6	0211180.....	C7	0211741.....	C5	0212007.....	C16
0211098.....	C6	0211181.....	C7	0211742.....	C5	0212008.....	C16
0211099.....	C6	0211182.....	C7	0211743.....	C5	0212009.....	F8
0211100.....	C7	0211183.....	C7	0211746.....	C5	0212010.....	C10
0211101.....	C7	0211186.....	C3	0211747.....	C3	0212011.....	C10
0211102.....	C3	0211187.....	C12	0211748.....	C5	0212012.....	C10
0211103.....	C3	0211189.....	C12	0211749.....	C5	0212013.....	C10
0211106.....	C6	0211190.....	C12	0211750.....	C5	0212014.....	C10
0211107.....	C9	0211192.....	C12	0211751.....	C5	0212016.....	F9
0211110.....	C7	0211193.....	C12	0211752.....	C3	0212017.....	C20
0211111.....	C7	0211194.....	C12	0211753.....	C3	0212018.....	C10
0211112.....	C7	0211196.....	C12	0211754.....	C3	0212022.....	C10
0211114.....	C7	0211197.....	C5	0211755.....	C3	0212024.....	C20
0211115.....	C7	0211198.....	C5	0211756.....	C3	0212025.....	C15
0211116.....	C7	0211201.....	C6	0211757.....	C3	0212026.....	C15
0211117.....	C7	0211202.....	C6	0211758.....	C3	0212028.....	C15
0211118.....	C7	0211205.....	C5	0211759.....	C3	0212029.....	C15
0211119.....	C7	0211206.....	C5	0211760.....	C3	0212030.....	C15
0211120.....	C3	0211207.....	C6	0211761.....	C3	0212034.....	C15
0211121.....	C3	0211208.....	C6	0211762.....	C3	0212036.....	C14
0211122.....	C3	0211210.....	C5	0211763.....	C3	0212038.....	C14
0211123.....	C3	0211211.....	C5	0211766.....	C3	0212040.....	C16
0211124.....	C3	0211212.....	C9	0211800.....	C11	0212041.....	C16
0211126.....	C9	0211213.....	C9	0211802.....	C11	0212044.....	C15
0211127.....	C9	0211214.....	C6	0211803.....	C11	0212045.....	C15
0211128.....	C9	0211215.....	C6	0211804.....	C11	0212100.....	C7
0211129.....	C9	0211216.....	C3	0211805.....	C11	0212101.....	C7
0211130.....	C9	0211217.....	C3	0211806.....	C11	0212102.....	C11
0211131.....	C3	0211219.....	C6	0211807.....	C11	0212103.....	C11
0211132.....	C3	0211220.....	C6	0211808.....	C11	0212104.....	C14
0211133.....	C14	0211233.....	C7	0211812.....	C11	0212105.....	C14
0211134.....	C14	0211234.....	C7	0211813.....	C11	0212106.....	C7
0211135.....	C14	0211246.....	C5	0211814.....	C11	0212107.....	C7
0211136.....	C7	0211247.....	C5	0211816.....	C11	0212108.....	C6
0211137.....	C7	0211248.....	C5	0211817.....	C11	0212109.....	C6
0211138.....	C7	0211249.....	C5	0211820.....	C11	0212110.....	C7
0211139.....	C7	0211270.....	C12	0211821.....	C11	0212111.....	C7
0211140.....	C3	0211272.....	C12	0211822.....	C11	0212112.....	C7
0211141.....	C3	0211273.....	C12	0211826.....	C12	0212113.....	C7
0211142.....	C3	0211279.....	C9	0211827.....	C12	0212300.....	A18
0211143.....	C3	0211300.....	C7	0211828.....	C12	0212301.....	A18
0211144.....	C3	0211301.....	C7	0211829.....	C12	0212302.....	A18
0211145.....	C3	0211302.....	C7	0211832.....	C12	0212310.....	A18
0211146.....	C3	0211303.....	C7	0211833.....	C12	0212311.....	A18
0211147.....	C3	0211304.....	C7	0211835.....	C12	0212312.....	A18
0211148.....	C3	0211305.....	C7	0211836.....	C12	0212313.....	A18
0211149.....	C3	0211306.....	C7	0211837.....	C12	0212314.....	A18

0212315.....	A18	0222308.....	H6	0233016.....	K25	0238126.....	K29
0212316.....	A18	0222309.....	H6	0233018.....	K26	0238127.....	K29
0212317.....	A18	0222310.....	H6	0233019.....	K26	0238128.....	K12
0219001.....	F9	0222311.....	H6	0233020.....	K26	0238129.....	K24
0219005.....	C23	0222313.....	H7	0233021.....	K26	0238167.....	K37
0219006.....	C23	0222314.....	H7	0233022.....	K26	0238169.....	K37
0219009.....	C22	0222315.....	H7	0233023.....	K26	0238170.....	K37
0219010.....	C22	0222316.....	H7	0233024.....	K29	0238171.....	K37
0219011.....	C22	0222317.....	H7	0233025.....	K29	0238172.....	K37
0219015.....	C23	0222318.....	H7	0233026.....	K29	0238173.....	K37
0219016.....	C23	0222321.....	H6	0233027.....	K29	0238175.....	K37
0219017.....	C23	0222322.....	H6	0233036.....	K27	0238218.....	K24
0219018.....	C23	0222323.....	H7	0233037.....	K27	0238221.....	K12
0219019.....	C23	0222324.....	H7	0233038.....	K27	0238324.....	K40
0219025.....	C23	0222325.....	H6	0233039.....	K27	0238326.....	K40
0220306.....	H8	0222325.....	H8	0233141.....	K28	0238327.....	K40
0220307.....	E17	0222326.....	H6	0233142.....	K28	0238328.....	K40
0220308.....	K35	0222327.....	H6	0233143.....	K28	0238330.....	K40
0220310.....	K35	0222328.....	H8	0233144.....	K28	0238332.....	K40
0220313.....	K35	0222329.....	H7	0233145.....	K28	0238334.....	K40
0220313.....	H8	0222330.....	H7	0233146.....	K28	0238336.....	K40
0220405.....	K35	0222331.....	H7	0233147.....	K28	0238350.....	K24
0220406.....	K36	0222332.....	H7	0233148.....	K28	0238350.....	K29
0220408.....	K35	0222345.....	H6	0237801.....	K24	0238351.....	K24
0220409.....	K36	0222346.....	H6	0237801.....	K34	0238352.....	K24
0220410.....	K35	0222347.....	H6	0237936.....	K31	0238353.....	K24
0220412.....	K35	0222348.....	H6	0237938.....	K31	0238354.....	K24
0220424.....	K35	0222355.....	H6	0237939.....	K31	0238355.....	K24
0220425.....	K35	0222356.....	H6	0237941.....	K29	0238356.....	K24
0220426.....	K35	0222357.....	H6	0237943.....	K12	0238357.....	K24
0220427.....	K35	0222601.....	H5	0237943.....	K31	0238358.....	K24
0220430.....	H9	0222602.....	H5	0237948.....	K26	0238359.....	K24
0220431.....	H9	0222603.....	H5	0237949.....	K26	0238360.....	K24
0220432.....	K35	0222815.....	H7	0237951.....	K26	0238361.....	K24
0220433.....	K35	0222820.....	H7	0237954.....	K26	0238362.....	K29
0220434.....	K35	0222889.....	H7	0237955.....	K26	0238367.....	K24
0220441.....	K35	0222891.....	H7	0237956.....	K26	0238369.....	K24
0220977.....	K36	0223201.....	H8	0237958.....	K26	0239950.....	K4
0220978.....	K36	0223301.....	H8	0237960.....	K29	0239951.....	K4
0220979.....	K36	0224201.....	E12	0237963.....	K29	0239958.....	K5
0220980.....	K36	0224301.....	E17	0237963.....	K29	0239959.....	K4
0220981.....	K36	0225005.....	H5	0237966.....	K29	0239959.....	K4
0220982.....	K36	0225006.....	H5	0237968.....	K29	0239960.....	K2
0220983.....	K36	0225007.....	H5	0238000.....	K23	0239961.....	K2
0220984.....	K36	0225008.....	H5	0238001.....	K23	0239963.....	K2
0220986.....	K36	0225009.....	H5	0238002.....	K23	0239964.....	K5
0220987.....	K36	0225010.....	H5	0238003.....	K23	0239965.....	K5
0220988.....	K36	0230077.....	K26	0238004.....	K23	0239966.....	K5
0220989.....	H10	0230140.....	K29	0238005.....	K23	0239967.....	K5
0220993.....	K36	0230670.....	K40	0238006.....	K24	0239968.....	K4
0221103.....	H8	0230671.....	K40	0238019.....	K31	0239969.....	K4
0221104.....	H8	0230675.....	K40	0238068.....	K31	0239970.....	K4
0221105.....	H8	0230676.....	K40	0238089.....	K30	0239971.....	K4
0221106.....	H8	0231137.....	K29	0238090.....	K30	0239971.....	K4
0221200.....	H5	0231283.....	K37	0238091.....	K30	0239972.....	K4
0221201.....	H5	0231284.....	K37	0238092.....	K31	0239973.....	K4
0221202.....	H5	0231287.....	K37	0238093.....	K30	0239975.....	K4
0221203.....	H5	0231288.....	K37	0238094.....	K30	0239976.....	K4
0221204.....	H5	0231337.....	K37	0238095.....	K30	0239977.....	K4
0221205.....	H5	0231350.....	K37	0238100.....	K1	0239978.....	K4
0221400.....	H7	0231351.....	K37	0238101.....	K1	0239979.....	K4
0221405.....	H7	0232501.....	K37	0238105.....	K1	0239980.....	K3
0221701.....	H5	0232502.....	K37	0238106.....	K1	0239981.....	K3
0221702.....	H5	0232503.....	K37	0238107.....	K1	0239982.....	K3
0221703.....	H5	0232985.....	K25	0238108.....	K1	0239983.....	K3
0221802.....	E11	0232986.....	K25	0238109.....	K1	0239985.....	K3
0222294.....	H6	0232987.....	K25	0238110.....	K1	0239986.....	K3
0222295.....	H5	0232988.....	K25	0238111.....	K1	0239987.....	K3
0222299.....	H5	0233005.....	K25	0238112.....	K1	0239988.....	K3
0222300.....	H5	0233006.....	K25	0238113.....	K1	0239989.....	K3
0222301.....	H5	0233007.....	K25	0238114.....	K1	0239993.....	K3
0222302.....	H5	0233008.....	K25	0238115.....	K1	0239994.....	K3
0222303.....	H5	0233013.....	K25	0238116.....	K1	0239995.....	K3
0222304.....	H5	0233014.....	K25	0238124.....	K31	0239996.....	K3
0222305.....	H5	0233015.....	K25	0238125.....	K29	0239997.....	K3

0239998.....	K3	0262602.....	I48	0263135.....	I46	0265424.....	B17
0239999.....	K3	0262604.....	I48	0263136.....	I46	0265425.....	B17
0250103.....	J6	0262605.....	F8	0263137.....	I46	0265426.....	B17
0250104.....	J6	0262606.....	C28	0263140.....	F4	0265428.....	B17
0250105.....	J6	0262607.....	G6	0263141.....	F4	0265431.....	B7
0250106.....	J6	0262607.....	F8	0263142.....	F4	0265432.....	B7
0250108.....	J6	0262608.....	F4	0263143.....	F4	0265433.....	B17
0250120.....	J6	0262609.....	C28	0263151.....	F3	0265436.....	B17
0250121.....	J6	0262610.....	G6	0263200.....	G6	0265440.....	B7
0250811.....	K38	0262610.....	F8	0263200.....	F2	0265444.....	B7
0250812.....	K38	0262611.....	A5	0263200.....	F8	0265445.....	B7
0250814.....	K38	0262612.....	F3	0263201.....	G6	0265446.....	B7
0250815.....	I3	0262613.....	F3	0263206.....	G6	0265447.....	B7
0250816.....	I3	0262614.....	F3	0263206.....	F2	0265448.....	B7
0250817.....	I3	0262615.....	F3	0263206.....	F8	0265448.....	B7
0260155.....	I3	0262616.....	F3	0263207.....	G6	0265455.....	B17
0260156.....	I3	0262617.....	F2	0264035.....	F3	0265457.....	B17
0260201.....	F7	0262618.....	F3	0264036.....	F3	0265491.....	C9
0260212.....	F7	0262631.....	F2	0264037.....	F3	0265492.....	C9
0260220.....	F7	0262632.....	A5	0264038.....	F3	0265501.....	C22
0260301.....	F7	0262632.....	F3	0264996.....	B19	0265503.....	C22
0260306.....	F7	0262635.....	A11	0264997.....	B19	0265504.....	F8
0260401.....	F11	0262643.....	C28	0264998.....	B19	0265505.....	F8
0260410.....	F11	0262645.....	C28	0264999.....	B19	0265506.....	C10
0260417.....	F10	0262653.....	C28	0265000.....	B19	0265507.....	C10
0260500.....	C30	0263000.....	F3	0265000.....	F13	0265508.....	F8
0260501.....	C30	0263001.....	F3	0265001.....	F13	0265509.....	C10
0260502.....	C30	0263005.....	F3	0265002.....	B19	0265510.....	F8
0260503.....	C30	0263006.....	F3	0265003.....	B19	0265515.....	I23
0260504.....	C30	0263010.....	F3	0265004.....	B19	0265518.....	F2
0260506.....	C30	0263011.....	F3	0265005.....	F13	0265520.....	I23
0260507.....	C30	0263012.....	F3	0265006.....	B19	0265525.....	I23
0260508.....	C30	0263013.....	F3	0265007.....	B19	0265526.....	I23
0261000.....	G4	0263014.....	F3	0265008.....	B19	0265527.....	I23
0261002.....	G5	0263020.....	F2	0265009.....	B19	0265528.....	I23
0261004.....	G5	0263022.....	F2	0265011.....	G3	0265529.....	I23
0261005.....	G5	0263024.....	F2	0265015.....	G3	0265530.....	I23
0261006.....	G5	0263027.....	B18	0265016.....	F13	0265531.....	I23
0261007.....	G5	0263028.....	B18	0265017.....	B19	0265532.....	I23
0261008.....	G5	0263029.....	F2	0265018.....	B19	0265535.....	F7
0261009.....	G5	0263030.....	F2	0265019.....	B19	0265538.....	F7
0261010.....	G5	0263031.....	F2	0265025.....	B19	0265539.....	F7
0261011.....	G4	0263032.....	F2	0265026.....	B19	0265541.....	F7
0261012.....	G4	0263033.....	F2	0265027.....	B19	0265701.....	F22
0261014.....	G4	0263034.....	F2	0265028.....	B19	0265702.....	F22
0261015.....	G4	0263035.....	F2	0265030.....	B19	0265703.....	F22
0261020.....	G6	0263036.....	F2	0265031.....	B19	0265712.....	F21
0261022.....	G6	0263037.....	F2	0265050.....	B20	0265714.....	F21
0261025.....	F16	0263043.....	A17	0265050.....	F13	0265720.....	F22
0261027.....	F16	0263043.....	F2	0265055.....	B20	0265721.....	F22
0261029.....	F16	0263050.....	A17	0265200.....	B7	0265722.....	F22
0261030.....	F16	0263050.....	F3	0265202.....	B7	0265724.....	F22
0261510.....	G1	0263075.....	B18	0265203.....	B7	0265725.....	F22
0261511.....	G1	0263089.....	F3	0265204.....	B7	0265726.....	F22
0261512.....	G3	0263098.....	F2	0265205.....	B7	0265727.....	F22
0261514.....	G2	0263099.....	F2	0265206.....	B7	0265730.....	A33
0261515.....	G2	0263101.....	F3	0265208.....	B7	0265732.....	F22
0261520.....	G1	0263102.....	A1	0265209.....	B7	0265735.....	A11
0261521.....	G1	0263103.....	F3	0265210.....	B7	0269000.....	C29
0261528.....	G3	0263104.....	F3	0265215.....	B17	0269001.....	C29
0261529.....	G3	0263106.....	F11	0265216.....	B17	0269002.....	C29
0261530.....	G3	0263108.....	F2	0265301.....	B16	0269004.....	C29
0261531.....	G3	0263110.....	F4	0265302.....	B16	0269005.....	C29
0262000.....	F19	0263111.....	F2	0265303.....	J1	0269006.....	C29
0262500.....	I51	0263112.....	F4	0265304.....	B16	0269007.....	C29
0262501.....	I51	0263113.....	F2	0265400.....	B17	0269008.....	C29
0262502.....	I51	0263115.....	F4	0265401.....	B17	0269025.....	C30
0262503.....	I51	0263116.....	F4	0265402.....	B17	0269026.....	C30
0262508.....	F4	0263117.....	F2	0265403.....	B17	0269027.....	C30
0262508.....	K12	0263118.....	F2	0265411.....	B17	0269035.....	C30
0262509.....	F4	0263119.....	F2	0265415.....	B17	0269100.....	F12
0262550.....	F15	0263120.....	F4	0265416.....	B17	0269101.....	F12
0262551.....	F15	0263121.....	F4	0265420.....	B17	0269103.....	F12
0262600.....	I48	0263122.....	F4	0265422.....	B17	0269104.....	F12
0262601.....	I48	0263123.....	F2	0265423.....	B17	0269105.....	F12



0269106.....	F12	0270525.....	H13	0284050.....	H3	0295078.....	C18
0269107.....	F12	0270525.....	I50	0284050.....	H4	0295079.....	C18
0269109.....	F12	0270526.....	H13	0284065.....	H1	0295085.....	C14
0269111.....	F12	0270526.....	I50	0284070.....	H1	0295086.....	C14
0269112.....	F12	0270527.....	H13	0285026.....	H3	0295087.....	C14
0269113.....	F12	0270527.....	I50	0290103.....	C17	0295125.....	C18
0269114.....	F12	0270600.....	I50	0290103.....	C21	0295126.....	C18
0269115.....	F12	0270601.....	I50	0290104.....	C21	0320301.....	I26
0269116.....	F12	0270801.....	H13	0290105.....	C17	0320302.....	I26
0269117.....	F12	0270801.....	H13	0290106.....	C17	0320303.....	I26
0269118.....	F12	0270801.....	I50	0290107.....	C21	0320700.....	I31
0269119.....	F12	0272304.....	H11	0290110.....	C21	0320706.....	I29
0269130.....	F12	0272305.....	H11	0290111.....	C21	0320793.....	I32
0269132.....	F12	0272306.....	H11	0290112.....	C21	0320794.....	I24
0269134.....	F12	0272307.....	H12	0290113.....	C21	0320795.....	I31
0269140.....	F12	0272308.....	H12	0290402.....	C15	0320799.....	I30
0269141.....	F12	0272310.....	H12	0290403.....	C15	0320800.....	I31
0269142.....	F12	0272314.....	H12	0290405.....	C16	0320801.....	I32
0269160.....	F12	0272316.....	H12	0290406.....	C16	0320802.....	I31
0269163.....	F12	0272317.....	H12	0290407.....	C16	0320803.....	I31
0269165.....	F12	0272318.....	H12	0290408.....	C16	0320804.....	I31
0269166.....	F12	0280098.....	H2	0290805.....	C20	0320805.....	I31
0269167.....	F12	0280102.....	H2	0290810.....	C19	0320806.....	I31
0269168.....	F12	0280103.....	H2	0290811.....	C19	0320807.....	I29
0269169.....	F12	0280105.....	H1	0290812.....	C19	0320808.....	I29
0269170.....	F12	0280106.....	H1	0290813.....	C19	0320809.....	I30
0269171.....	F12	0280107.....	H1	0290815.....	C19	0320810.....	I30
0269172.....	F12	0280120.....	H3	0290816.....	C19	0320811.....	I30
0269173.....	F12	0280201.....	H2	0290817.....	C19	0320812.....	I29
0269174.....	F12	0280301.....	H2	0290818.....	C19	0320813.....	I30
0269175.....	F12	0280330.....	H2	0290819.....	C19	0320814.....	I29
0269176.....	F12	0280331.....	H2	0290820.....	C19	0320815.....	I29
0269177.....	F12	0280402.....	H2	0290825.....	C19	0320816.....	I30
0269178.....	F12	0280402.....	H4	0290826.....	C19	0320817.....	I29
0269179.....	F12	0280405.....	H3	0290827.....	C19	0320818.....	I29
0269180.....	F12	0280409.....	H3	0290828.....	C19	0320819.....	I29
0270221.....	H7	0280502.....	H2	0290830.....	C19	0320820.....	I30
0270222.....	H7	0280502.....	H4	0290831.....	C19	0320821.....	I30
0270400.....	D11	0280503.....	H2	0291300.....	C14	0320822.....	I29
0270401.....	D11	0280902.....	H1	0291301.....	C14	0320825.....	I29
0270402.....	D11	0280902.....	H1	0291302.....	C14	0320826.....	I30
0270403.....	D11	0280903.....	H1	0291305.....	C14	0320827.....	I30
0270404.....	D11	0280904.....	H1	0291700.....	C21	0320828.....	I30
0270405.....	D11	0280906.....	H1	0291701.....	C21	0320901.....	I11
0270406.....	D11	0280907.....	H1	0291900.....	C21	0320901.....	I11
0270407.....	D11	0280999.....	H2	0291901.....	C21	0320902.....	I11
0270408.....	D11	0281202.....	H1	0295005.....	C9	0320902.....	I11
0270409.....	D11	0281202.....	H3	0295006.....	C9	0320903.....	I11
0270410.....	D11	0281202.....	H4	0295019.....	C19	0320903.....	I11
0270411.....	D11	0281501.....	H3	0295020.....	C19	0320904.....	I33
0270412.....	D11	0281505.....	F2	0295021.....	C19	0320906.....	I33
0270413.....	D11	0281505.....	H3	0295030.....	C9	0320908.....	I33
0270414.....	D11	0281605.....	H3	0295032.....	C18	0320910.....	I33
0270415.....	D11	0281701.....	H4	0295039.....	C20	0320912.....	I33
0270416.....	D11	0281702.....	H4	0295040.....	C9	0320914.....	I33
0270417.....	D11	0281705.....	H4	0295040.....	C10	0320916.....	I33
0270425.....	D12	0281709.....	H4	0295040.....	C12	0320918.....	I33
0270426.....	D12	0281710.....	H4	0295041.....	C9	0320920.....	I30
0270427.....	D12	0281714.....	H4	0295041.....	C10	0320921.....	I30
0270428.....	D12	0281715.....	H4	0295041.....	C12	0320925.....	I33
0270429.....	D12	0281716.....	H4	0295046.....	C18	0320926.....	I33
0270430.....	D12	0281725.....	H4	0295050.....	C18	0320927.....	I33
0270440.....	D11	0281726.....	H4	0295054.....	C18	0320928.....	I33
0270441.....	D11	0283701.....	H2	0295055.....	C19	0320929.....	I33
0270495.....	H13	0283701.....	H4	0295059.....	C18	0320931.....	I33
0270495.....	I50	0283704.....	H4	0295059.....	C18	0320932.....	I33
0270500.....	I3	0284030.....	H2	0295060.....	C18	0320950.....	I34
0270501.....	I3	0284030.....	H4	0295061.....	C18	0320951.....	I34
0270515.....	H11	0284034.....	H1	0295065.....	C18	0321301.....	I12
0270516.....	H11	0284035.....	H1	0295066.....	C18	0321301.....	I12
0270517.....	H11	0284045.....	H3	0295068.....	C18	0321302.....	I12
0270518.....	H11	0284047.....	H3	0295070.....	C18	0321302.....	I12
0270519.....	H11	0284049.....	H3	0295071.....	C18	0321305.....	I12
0270520.....	H11	0284050.....	H3	0295076.....	C19	0321305.....	I12
0270521.....	H11	0284050.....	H3	0295077.....	C18	0321402.....	I11

0321402.....	I11	0321816.....	I29	0345031.....	J4	0351056.....	A27
0321485.....	I32	0321817.....	I29	0345032.....	J4	0351057.....	A27
0321486.....	I33	0321818.....	I29	0345033.....	J4	0351058.....	A27
0321487.....	I32	0321819.....	I29	0345034.....	J4	0351067.....	A28
0321488.....	I32	0321822.....	I29	0345038.....	J4	0351069.....	A28
0321490.....	I32	0321823.....	I29	0345041.....	J4	0351085.....	A28
0321491.....	I32	0321825.....	I29	0345042.....	J4	0351101.....	A27
0321492.....	I32	0321827.....	I30	0345043.....	J4	0351154.....	A28
0321493.....	I32	0321828.....	I30	0345044.....	J4	0351160.....	A28
0321494.....	I32	0321829.....	I30	0345045.....	J4	0351161.....	A28
0321496.....	I32	0321830.....	I30	0345055.....	J4	0351163.....	A28
0321497.....	I32	0321836.....	I30	0350046.....	A29	0351290.....	A29
0321498.....	I32	0321837.....	I30	0350047.....	A29	0351291.....	A29
0321499.....	I32	0321838.....	I30	0350050.....	A29	0351292.....	A29
0321500.....	I32	0321846.....	I29	0350051.....	A29	0351300.....	A29
0321501.....	I32	0321850.....	I30	0350052.....	A29	0351303.....	A29
0321502.....	I32	0321851.....	I30	0350053.....	A28	0351312.....	A29
0321503.....	I32	0321855.....	I30	0350054.....	A29	0351315.....	A29
0321504.....	I32	0321857.....	I30	0350055.....	A29	0351318.....	A28
0321505.....	I32	0321858.....	I30	0350056.....	A29	0351318.....	A29
0321506.....	I32	0321862.....	I29	0350057.....	A28	0351321.....	A28
0321507.....	I32	0321864.....	I52	0350058.....	A29	0351321.....	A29
0321508.....	I32	0321866.....	I52	0350059.....	A29	0351324.....	A29
0321509.....	I32	0321890.....	I26	0350061.....	A28	0351325.....	A29
0321510.....	I32	0321891.....	I26	0350062.....	A28	0351326.....	A29
0321511.....	I32	0321892.....	I26	0350063.....	A29	0351327.....	A29
0321512.....	I32	0321893.....	I26	0350067.....	A29	0351328.....	A29
0321513.....	I32	0321894.....	I26	0350068.....	A29	0351333.....	A28
0321514.....	I32	0321895.....	I25	0350069.....	A29	0351333.....	A29
0321515.....	I32	0321897.....	I26	0350075.....	A29	0351339.....	A29
0321516.....	I32	0340103.....	J7	0350078.....	A29	0351340.....	A29
0321517.....	I32	0340105.....	J7	0350085.....	A29	0351342.....	A29
0321518.....	I32	0340106.....	J7	0350086.....	A29	0351348.....	A29
0321522.....	I32	0340501.....	F21	0350087.....	A29	0351351.....	A29
0321523.....	I32	0340507.....	F21	0350090.....	A29	0351354.....	A29
0321524.....	I32	0340508.....	F21	0350090.....	A29	0351357.....	A29
0321525.....	I32	0340509.....	J5	0350150.....	A29	0351360.....	A29
0321526.....	I32	0340510.....	J5	0350152.....	A29	0351365.....	A29
0321530.....	I32	0340840.....	J2	0350154.....	A29	0351366.....	A29
0321534.....	I32	0340841.....	J2	0350158.....	A29	0351366.....	A29
0321541.....	I26	0340841.....	J2	0350159.....	A29	0351367.....	A29
0321555.....	I46	0340850.....	J2	0350161.....	A29	0351368.....	A29
0321601.....	I29	0340851.....	J2	0350162.....	A29	0351369.....	A29
0321602.....	I29	0340852.....	J2	0350163.....	A29	0351370.....	A29
0321603.....	I29	0340855.....	J2	0350165.....	A29	0352047.....	A29
0321604.....	I30	0340856.....	J2	0350168.....	A29	0352050.....	A29
0321605.....	I30	0340857.....	J2	0350168.....	A29	0352051.....	A29
0321606.....	I26	0340859.....	J2	0350180.....	A29	0352052.....	A28
0321607.....	I26	0340860.....	J2	0350190.....	A29	0352052.....	A28
0321607.....	I26	0340862.....	J2	0350325.....	A30	0352053.....	A28
0321607.....	I26	0341904.....	J4	0350326.....	A30	0352054.....	A29
0321610.....	I29	0341905.....	J4	0350327.....	A30	0352056.....	A29
0321611.....	I29	0341906.....	J4	0350328.....	A30	0352057.....	A29
0321612.....	I29	0341907.....	J4	0350330.....	A30	0352058.....	A29
0321613.....	I24	0341908.....	J4	0350331.....	A30	0352059.....	A29
0321614.....	I24	0341908.....	J4	0350332.....	A30	0352061.....	A28
0321615.....	I24	0341909.....	J4	0350333.....	A30	0352063.....	A29
0321616.....	I29	0341911.....	J4	0350334.....	A30	0352180.....	A29
0321617.....	I29	0341912.....	J4	0350335.....	A30	0352290.....	A29
0321617.....	I29	0342001.....	J3	0350335.....	A30	0352291.....	A28
0321618.....	I29	0342001.....	F22	0350350.....	A30	0352291.....	A29
0321619.....	I29	0342002.....	J3	0350351.....	A30	0352303.....	A29
0321620.....	I30	0342002.....	J3	0350355.....	A30	0352303.....	A29
0321621.....	I36	0342003.....	F22	0350356.....	A30	0352312.....	A29
0321622.....	I30	0342005.....	J3	0350360.....	A30	0352315.....	A29
0321623.....	I30	0342007.....	J3	0350360.....	A30	0352315.....	A29
0321625.....	I29	0342007.....	J3	0350361.....	A30	0352318.....	A29
0321627.....	I29	0342009.....	J3	0350361.....	A30	0352318.....	A29
0321669.....	I29	0342010.....	J3	0350901.....	A27	0352321.....	A28
0321670.....	I29	0342015.....	F22	0350902.....	A27	0352324.....	A29
0321672.....	I29	0342016.....	J3	0351001.....	A27	0352325.....	A29
0321674.....	I29	0342102.....	J4	0351002.....	A27	0352327.....	A29
0321705.....	I29	0342103.....	J4	0351004.....	A27	0352333.....	A29
0321707.....	I31	0342104.....	J4	0351005.....	A27	0352339.....	A29
0321810.....	I32	0342107.....	J1	0351006.....	A27	0352340.....	A29
0321811.....	I33	0345010.....	G4	0351007.....	A27	0360000.....	B20
0321812.....	I29	0345015.....	F4	0351008.....	A27	0360001.....	B20
		0345016.....	F4	0351008.....	A27	0360002.....	B21
		0345030.....	J4	0351050.....	A27	0360003.....	B21
				0351052.....	A27	0360004.....	B21
				0351055.....	A27		

0360005.....	B21	0371200.....	I11	0374426.....	I12	0377850.....	I15
<del>0360006</del> (Use 0360016).....	B21	0371200.....	I11	0374427.....	I25	0377851.....	I15
0360007.....	B20	0371201.....	I11	0374428.....	I25	0377852.....	I15
0360008.....	B20	0371201.....	I11	0374429.....	I4	0377853.....	I15
0360010.....	B20	0371204.....	I11	0375001.....	I27	0377858.....	I15
0360011.....	B21	0371204.....	I11	0375003.....	I26	0377859.....	I15
0360090.....	F15	0371205.....	I11	0375004.....	I26	0377860.....	I16
0360105.....	F15	0371205.....	I11	0375005.....	I27	0377861.....	I16
0360106.....	F15	0372901.....	I11	0375006.....	I27	0377862.....	I16
0360108.....	F15	0372901.....	I11	0375007.....	E14	0377863.....	I16
0360110.....	F15	0373200.....	I28	0375009.....	E6	0377864.....	I16
0360112.....	F15	0373201.....	I11	0375203.....	I26	0377865.....	I16
0360115.....	F15	0373599.....	I28	0375306.....	I35	0377866.....	I15
0360117.....	F15	0373600.....	I28	0375308.....	I35	0377867.....	I15
0360401.....	F14	0373601.....	I28	0375310.....	I35	0378001.....	I7
0360410.....	I48	0373602.....	I28	0375891.....	I7	0378003.....	I8
0360450.....	F15	0373603.....	I28	0375899.....	I9	0378004.....	I8
0360450.....	K39	0373606.....	I28	0375900.....	I9	0378007.....	I4
0360455.....	K39	0374100.....	I27	0375901.....	I9	0378008.....	I4
0360501.....	F14	0374100.....	I28	0375903.....	I9	0378010.....	I4
0360502.....	F15	0374101.....	I27	0375904.....	I7	0378010.....	I8
0360503.....	K39	0374103.....	I27	0375905.....	I9	0378011.....	I4
0360600.....	F14	0374104.....	I27	0375906.....	I9	0378011.....	I8
0360702.....	F14	0374105.....	I24	0375907.....	I5	0378012.....	I8
0360703.....	B20	0374106.....	I27	0375908.....	I9	0378121.....	I10
0360704.....	B20	0374107.....	I24	0375909.....	I9	0378121.....	I10
0360725.....	B19	0374108.....	I25	0375910.....	I9	0378121.....	I10
0360726.....	B19	0374109.....	I24	0375911.....	I9	0378123.....	I10
0360800.....	F15	0374110.....	I24	0375912.....	I5	0378123.....	I10
0370100.....	I12	0374115.....	I22	0375915.....	I9	0378201.....	I23
0370100.....	I12	0374115.....	I24	0375916.....	I9	0378204.....	I22
0370105.....	I13	0374117.....	I24	0375917.....	I9	0378205.....	I22
0370105.....	I13	0374120.....	I24	0375918.....	I9	0378206.....	I23
0370106.....	I12	0374122.....	I25	0376803.....	I25	0378208.....	I18
0370106.....	I12	0374123.....	I24	0376804.....	I25	0378209.....	I18
0370190.....	I11	0374202.....	I27	0376805.....	I25	0378210.....	I22
0370191.....	I11	0374202.....	I27	0376807.....	I25	0378210.....	I23
0370191.....	I11	0374380.....	I8	0376810.....	I5	0378300.....	I10
0370192.....	I11	0374381.....	I8	0376811.....	I9	0378300.....	I10
0370192.....	I11	0374393.....	I8	0376815.....	I25	0378303.....	I23
0370193.....	I11	0374393.....	I8	0376816.....	I25	0378304.....	I23
0370193.....	I11	0374394.....	I8	0376902.....	I35	0378305.....	I23
0370198.....	I11	0374394.....	I8	0376905.....	E17	0378594.....	I4
0370198.....	I11	0374395.....	I7	0376906.....	E17	0378596.....	I5
0370199.....	I11	0374398.....	I8	0377101.....	I7	0378599.....	I4
0370199.....	I11	0374399.....	I8	0377103.....	I7	0378599.....	I5
0370211.....	I11	0374400.....	I8	0377104.....	I7	0378601.....	I5
0370211.....	I11	0374401.....	I6	0377105.....	I7	0378602.....	I6
0370212.....	I11	0374402.....	I8	0377106.....	I8	0378603.....	I5
0370212.....	I11	0374406.....	I4	0377107.....	I5	0378604.....	I6
0370217.....	I11	0374407.....	I4	0377108.....	I5	0378606.....	I6
0370217.....	I11	0374408.....	I7	0377109.....	I6	0378612.....	I52
0370218.....	I11	0374409.....	I5	0377126.....	I5	0378613.....	I52
0370218.....	I11	0374410.....	I5	0377135.....	I5	0378614.....	I52
0370320.....	I10	0374411.....	I4	0377136.....	I5	0378616.....	I8
0370320.....	I10	0374412.....	I4	0377150.....	I8	0378617.....	I8
0370320.....	I10	0374413.....	I51	0377151.....	I8	0378620.....	I52
0370325.....	I10	0374414.....	I51	0377155.....	I6	0378621.....	I52
0370325.....	I10	0374415.....	I12	0377156.....	I6	0378622.....	I52
0370332.....	I10	0374415.....	I12	0377157.....	I6	0378801.....	I7
0370332.....	I10	0374416.....	I12	0377158.....	I6	0378802.....	I7
0370332.....	I10	0374416.....	I12	0377161.....	I9	0378803.....	I7
0370333.....	I10	0374417.....	I25	0377162.....	I8	0378809.....	I4
0370333.....	I10	0374417.....	I12	0377200.....	I25	0378811.....	I4
0370333.....	I10	0374418.....	I25	0377201.....	I25	0378813.....	I8
0370807.....	I13	0374418.....	I12	0377202.....	I25	0378814.....	I5
0370807.....	I13	0374419.....	I4	0377203.....	I25	0378815.....	I5
0370901.....	I13	0374420.....	I12	0377204.....	I25	0378816.....	I5
0370901.....	I13	0374420.....	I12	0377205.....	I25	0378817.....	I5
0370902.....	I12	0374421.....	I12	0377225.....	I10	0378818.....	I5
0370902.....	I12	0374421.....	I12	0377225.....	I10	0378819.....	I5
0371004.....	I11	0374422.....	I4	0377226.....	I10	0378821.....	I8
0371004.....	I11	0374423.....	I4	0377226.....	I10	0378850.....	I7
0371005.....	I11	0374425.....	I25	0377227.....	I10	0378851.....	I7
0371005.....	I11	0374426.....	I12	0377227.....	I10	0379003.....	I24

0379006.....	I6	0379631.....	I20	0380105.....	F6	0420509.....	E11
0379008.....	I6	0379632.....	I20	0380107.....	B2	0420510.....	E11
0379010.....	I7	0379666.....	I20	0380108.....	A17	0420517.....	E10
0379012.....	I7	0379850.....	I17	0380109.....	F1	0420520.....	E10
0379013.....	I7	0379851.....	I17	0380115.....	F1	0420522.....	E10
0379014.....	I8	0379852.....	I17	0380150.....	I3	0420525.....	E10
0379016.....	I5	0379853.....	I17	0380201.....	F1	0420526.....	E10
0379017.....	I5	0379855.....	I17	0380202.....	F1	0420527.....	E10
0379024.....	I22	0379856.....	I17	0380250.....	I48	0420528.....	E10
0379025.....	I21	0379858.....	I17	0380251.....	I48	0420600.....	F5
0379026.....	I21	0379859.....	I17	0380255.....	I48	0420703.....	F19
0379029.....	I21	0379860.....	I18	0380301.....	F1	0420709.....	E11
0379031.....	I21	0379861.....	I18	0380410.....	D12	0420710.....	E11
0379033.....	I21	0379862.....	I18	0380453.....	D12	0420711.....	E11
0379034.....	I21	0379863.....	I18	0380502.....	F1	0421200.....	F19
0379035.....	I15	0379864.....	I18	0381002.....	F6	0421200.....	I13
0379035.....	I21	0379865.....	I18	0381003.....	F6	0421201.....	F19
0379036.....	I15	0379866.....	I18	0381004.....	F6	0421201.....	I13
0379036.....	I21	0379867.....	I18	0381005.....	D2	0421202.....	F18
0379037.....	I21	0379868.....	I18	0381012.....	F6	0421203.....	F19
0379038.....	I21	0379869.....	I18	0381014.....	F6	0421203.....	F19
0379039.....	I23	0379875.....	I19	0381105.....	F10	0421203.....	I13
0379040.....	I21	0379876.....	I19	0381106.....	F10	0421203.....	I13
0379041.....	I16	0379877.....	I19	0381107.....	F10	0421204.....	F19
0379042.....	I16	0379878.....	I19	0381500.....	I45	0421204.....	I13
0379043.....	I16	0379880.....	I20	0381501.....	I45	0421204.....	I13
0379056.....	I17	0379881.....	I20	0382006.....	I3	0421205.....	F19
0379058.....	I17	0379885.....	I19	0382008.....	B15	0421205.....	I13
0379060.....	I18	0379886.....	I19	0382009.....	B15	0421206.....	I13
0379061.....	I18	0379912.....	I35	0382038.....	G5	0421206.....	I13
0379062.....	I18	0379915.....	E17	0382042.....	G5	0421207.....	I13
0379063.....	I18	0379915.....	I51	0382060.....	F5	0421207.....	I13
0379070.....	I14	0379916.....	I17	0390500.....	C20	0421208.....	I13
0379071.....	I14	0379917.....	I17	0390601.....	F3	0421208.....	I13
0379072.....	I14	0379919.....	I23	0390608.....	A17	0421280.....	A9
0379073.....	I14	0379935.....	I14	0390609.....	F3	0421281.....	A9
0379080.....	I14	0379936.....	I14	0390611.....	F3	0421282.....	A9
0379081.....	I14	0379937.....	I14	0390612.....	F3	0421283.....	A9
0379084.....	I14	0379938.....	I14	0390613.....	F3	0421290.....	F17
0379085.....	I14	0379939.....	I14	0390615.....	F3	0421291.....	F17
0379090.....	I22	0379945.....	I14	0390617.....	F3	0421292.....	F17
0379091.....	I22	0379965.....	I20	0390618.....	F3	0421293.....	F17
0379092.....	I22	0379966.....	I19	0390626.....	F3	0421294.....	F17
0379093.....	I22	0379967.....	I19	0390627.....	F3	0421295.....	F17
0379095.....	I22	0379967.....	I20	0390628.....	F3	0421296.....	F17
0379096.....	I22	0379968.....	I20	0390634.....	F3	0421297.....	F17
0379097.....	I22	0379969.....	I20	0390636.....	F3	0421301.....	F17
0379098.....	I22	0379970.....	I19	0390637.....	F3	0421302.....	F17
0379099.....	I22	0379971.....	I19	0390638.....	F3	0421303.....	F17
0379100.....	I22	0379972.....	I19	0390639.....	F3	0421304.....	F17
0379105.....	I15	0379973.....	I19	0390641.....	F3	0421305.....	F17
0379105.....	I21	0379974.....	I20	0390642.....	F3	0421306.....	F17
0379106.....	I15	0379975.....	I20	0390643.....	F3	0421307.....	F17
0379106.....	I21	0379978.....	I19	0390650.....	G4	0421308.....	F17
0379107.....	I21	0379979.....	I19	0390650.....	F5	0421310.....	F17
0379108.....	I21	0379980.....	I21	0390670.....	F5	0421315.....	F17
0379109.....	I21	0379981.....	I21	0390671.....	G4	0421316.....	F17
0379110.....	I21	0379982.....	I20	0390674.....	G4	0421317.....	F17
0379500.....	I51	0379983.....	I20	0390676.....	F5	0421318.....	F17
0379501.....	I11	0379984.....	I19	0410050.....	B14	0421320.....	F17
0379501.....	I11	0379985.....	I19	0410051.....	B14	0421321.....	F17
0379502.....	I11	0379993.....	I19	0410155.....	B16	0421322.....	F17
0379502.....	I11	0379994.....	I19	0410189.....	B14	0421323.....	F17
0379504.....	I9	0379995.....	I20	0410190.....	B14	0421324.....	F17
0379505.....	I9	0379996.....	I20	0410191.....	B14	0421325.....	F17
0379506.....	I9	0379997.....	I19	0410192.....	B14	0421399.....	E10
0379509.....	I51	0379998.....	I19	0410193.....	B14	0421400.....	E10
0379623.....	I20	0379999.....	I19	0410196.....	B14	0421401.....	E11
0379624.....	I20	0380000.....	I19	0411465.....	B15	0421401.....	I13
0379625.....	I20	0380028.....	D8	0411466.....	B15	0421402.....	I13
0379626.....	I20	0380028.....	K39	0411470.....	B15	0421402.....	I13
0379627.....	I19	0380075.....	B18	0420100.....	F18	0422604.....	E10
0379628.....	I19	0380101.....	F1	0420103.....	F19	0422605.....	E10
0379629.....	I19	0380103.....	F1	0420500.....	E11	0422606.....	E10
0379630.....	I19	0380104.....	F6	0420505.....	F18	0422607.....	E10

0422611.....	E10	0440018.....	I3	0461807.....	C32	0462496.....	C27
0422612.....	E10	0440050.....	E17	0461815.....	C31	0462497.....	C27
0422615.....	E10	0440055.....	E17	0461816.....	C31	0462498.....	C27
0422616.....	E10	0440101.....	I51	0461818.....	C31	0462499.....	C27
0422620.....	E10	0440102.....	I51	0461819.....	C31	0462505.....	C26
0422623.....	E10	0440199.....	I51	0461822.....	C31	0462506.....	C27
0422630.....	E10	0440203.....	I36	0461823.....	C33	0462507.....	C27
0422635.....	E11	0440204.....	I36	0461825.....	C31	0462508.....	C27
0425001.....	F18	0440206.....	I52	0461826.....	C33	0462509.....	C27
0425003.....	F18	0440208.....	I36	0461827.....	C33	0462510.....	C27
0425004.....	F18	0440301.....	I34	0461831.....	C32	0462522.....	C27
0425195.....	I2	0440401.....	I35	0461832.....	C32	0462524.....	C27
0425202.....	K39	0440405.....	I35	0461833.....	C33	0462525.....	C27
0425204.....	I26	0440406.....	I35	0461834.....	C33	0462526.....	C26
0425208.....	F18	0440410.....	I35	0461838.....	C33	0462527.....	C27
0425208.....	K39	0440415.....	I33	0461839.....	C33	0462528.....	C27
0430120.....	I2	0440416.....	I33	0461845.....	C32	0462529.....	C27
0430415.....	I2	0440420.....	I33	0462100.....	C29	0462530.....	C27
0430416.....	I2	0440425.....	I35	0462102.....	C29	0462531.....	C27
0430502.....	I2	0440620.....	I37	0462325.....	C30	0462532.....	C27
0430503.....	I2	0440622.....	I37	0462326.....	C30	0462533.....	C27
0430504.....	I2	0440626.....	I37	0462327.....	C30	0462534.....	C27
0430604.....	I2	0440632.....	I37	0462330.....	C29	0462535.....	C27
0430702.....	I2	0440650.....	I35	0462331.....	C29	0462536.....	C27
0430703.....	I2	0441628.....	I36	0462332.....	C29	0462537.....	C27
0431201.....	I2	0441630.....	I36	0462332.....	C29	0462537.....	C27
0431203.....	I2	0441638.....	I36	0462348.....	C27	0462538.....	C27
0431204.....	I2	0441642.....	I36	0462349.....	C27	0462539.....	C27
0431600.....	I2	0441643.....	I36	0462350.....	C27	0462540.....	C27
0431601.....	I2	0451001.....	I51	0462351.....	C27	0462541.....	C27
0431602.....	I2	0451002.....	I51	0462352.....	C27	0462542.....	C27
0431603.....	I2	0451612.....	I35	0462352.....	C27	0462543.....	C27
0431604.....	I2	0460101.....	C31	0462353.....	C27	0462544.....	C27
0431607.....	I2	0460102.....	C31	0462354.....	C27	0462545.....	C27
0431625.....	I3	0460201.....	C31	0462356.....	C27	0462545.....	C27
0431703.....	I1	0460202.....	C31	0462357.....	C27	0462559.....	C27
0431705.....	I1	0460203.....	C31	0462358.....	C27	0462560.....	C27
0431706.....	I1	0460204.....	C31	0462362.....	C27	0462561.....	C27
0431707.....	I1	0460300.....	C33	0462366.....	C27	0462563.....	C27
0431708.....	I1	0460301.....	C33	0462367.....	C27	0462564.....	C27
0431709.....	I1	0460302.....	C33	0462368.....	C27	0462565.....	C27
0431710.....	I1	0460308.....	C33	0462380.....	C27	0462567.....	C27
0431711.....	I1	0460310.....	C33	0462400.....	C29	0462569.....	C27
0431712.....	I1	0460401.....	C32	0462402.....	C29	0462571.....	C27
0431714.....	I1	0460402.....	C32	0462403.....	C29	0462572.....	C26
0431715.....	I1	0460403.....	C32	0462404.....	C29	0462573.....	C27
0431716.....	I1	0460404.....	C32	0462405.....	C29	0462574.....	C27
0431717.....	I1	0461001.....	C33	0462406.....	C29	0462575.....	C27
0431718.....	I1	0461101.....	C33	0462407.....	C29	0462577.....	C27
0431721.....	I1	0461105.....	C31	0462408.....	C29	0462578.....	C27
0431723.....	I1	0461106.....	C31	0462409.....	C29	0462579.....	C27
0431724.....	I1	0461109.....	C31	0462410.....	C28	0462580.....	C27
0431726.....	I1	0461200.....	C33	0462411.....	C28	0462581.....	C27
0431727.....	I1	0461201.....	C33	0462413.....	C28	0462582.....	C27
0431735.....	I1	0461202.....	C33	0462414.....	C28	0462583.....	C27
0431738.....	I1	0461203.....	C33	0462424.....	C29	0462584.....	C27
0431739.....	I1	0461204.....	C33	0462425.....	C29	0462585.....	C27
0431740.....	I1	0461205.....	C33	0462426.....	C29	0462586.....	C27
0431741.....	I1	0461206.....	C33	0462427.....	C29	0462587.....	C27
0431742.....	I1	0461208.....	C33	0462428.....	C28	0462588.....	C27
0431743.....	I1	0461301.....	C33	0462430.....	C29	0462589.....	C27
0431746.....	I1	0461303.....	C33	0462435.....	C28	0462590.....	C26
0431748.....	I2	0461304.....	C33	0462470.....	C27	0462592.....	C27
0431749.....	I2	0461598.....	C33	0462479.....	C27	0462593.....	C26
0431750.....	I2	0461599.....	C28	0462481.....	C27	0462594.....	C26
0431901.....	I3	0461601.....	C32	0462482.....	C27	0462600.....	C27
0431904.....	I3	0461602.....	C32	0462484.....	C27	0462601.....	C27
0431906.....	I3	0461603.....	C32	0462485.....	C27	0462602.....	C27
0432046.....	I2	0461604.....	C32	0462487.....	C27	0462603.....	C27
0432048.....	I2	0461701.....	C31	0462488.....	C27	0462604.....	C27
0432050.....	I2	0461702.....	C16	0462489.....	C27	0462605.....	C27
0440010.....	I3	0461703.....	C16	0462490.....	C27	0462606.....	C27
0440012.....	I46	0461802.....	C31	0462491.....	C27	0462607.....	C27
0440015.....	I3	0461803.....	C31	0462492.....	C27	0462608.....	C27
0440017.....	I3	0461804.....	C31	0462493.....	C27	0462609.....	C27
				0462494.....	C27	0462610.....	C27
				0462495.....	C27	0462611.....	C27

0462612.....	C27	0462758.....	C25
0462613.....	C27	0462759.....	C25
0462614.....	C27	0462760.....	C25
0462615.....	C27	0462777.....	C25
0462616.....	C27	0462778.....	C25
0462617.....	C27	0462780.....	C25
0462618.....	C27	0462783.....	C25
0462619.....	C27	0462785.....	C25
0462620.....	C27	0462786.....	C25
0462621.....	C27	0462787.....	C25
0462622.....	C27	0462788.....	C25
0462623.....	C27	0462789.....	C25
0462624.....	C26	0462790.....	C25
0462625.....	C27	0462791.....	C25
0462626.....	C27	0462792.....	C25
0462627.....	C27	0462794.....	C25
0462628.....	C27	0462795.....	C25
0462629.....	C27	0462797.....	C25
0462630.....	C27	0462798.....	C25
0462631.....	C27	0462804.....	C25
0462632.....	C27	0462805.....	C25
0462633.....	C27	0462806.....	C25
0462634.....	C27	0462807.....	C25
0462635.....	C27	0462808.....	C25
0462636.....	C26	0462818.....	C25
0462639.....	C32	0462819.....	C25
0462694.....	C27	0462820.....	C25
0462699.....	C27	0462822.....	C25
0462700.....	C27	0462824.....	C25
0462701.....	C27	0462826.....	C25
0462702.....	C27	0462828.....	C25
0462703.....	C27	0462829.....	C25
0462704.....	C27	0462833.....	C25
0462705.....	C27	0462834.....	C25
0462706.....	C27	0462837.....	C25
0462707.....	C27	0462839.....	C25
0462708.....	C27	0462842.....	C25
0462709.....	C27	0462843.....	C25
0462710.....	C27	0462845.....	C25
0462711.....	C27	0462847.....	C25
0462712.....	C27	0462851.....	C25
0462713.....	C27	0462852.....	C25
0462714.....	C27	0462854.....	C25
0462715.....	C27	0462856.....	C25
0462716.....	C27	0462857.....	C25
0462717.....	C27	0462858.....	C25
0462718.....	C27	0462860.....	C25
0462719.....	C27	0462862.....	C25
0462720.....	C27	0462864.....	C25
0462721.....	C27	0462870.....	C25
0462722.....	C27	0462876.....	C25
0462723.....	C27	0462879.....	C25
0462725.....	C27	0462883.....	C25
0462726.....	C27	0462887.....	C25
0462727.....	C27	0462891.....	C25
0462728.....	C27	0462892.....	C25
0462729.....	C27	0462901.....	C25
0462732.....	C27	0462904.....	C25
0462733.....	C27	0462916.....	C25
0462737.....	C25	0462927.....	C25
0462739.....	C25	0462933.....	C25
0462740.....	C25	0462950.....	C25
0462741.....	C25	0462951.....	C25
0462742.....	C25	0462952.....	C25
0462743.....	C25	0462953.....	C25
0462744.....	C25	0462954.....	C25
0462749.....	C25	0462955.....	C25
0462750.....	C25	0462956.....	C25
0462751.....	C25	0462957.....	C25
0462752.....	C25	0462958.....	C25
0462753.....	C25	0462959.....	C25
0462754.....	C25	0469000.....	C16
0462755.....	C25		
0462756.....	C25		
0462757.....	C25		