

Dishwashers



GE Pots-And-Pans Built-In Dishwasher



- ◆ Meets 2007 **ENERGY STAR**® Criteria—Can reduce utility bill by using less water to get dishes clean
- ◆ 4-level PowerScrub™ wash system—Four wash levels quietly and efficiently scrub dishes clean
- ◆ HotStart™ Option—Preheats water before the main wash cycle for dependable performance every time
- ◆ Piranha™ Hard Food Disposer—Grinds leftover food into small particles that are easily washed away
- ◆ Pots and Pans Cycle—Scours off baked-on food with a wall of water
- ◆ Heated Dry Option—Circulates warm air to quickly and gently dry dishes



G.E. dishwashers save water by 45% - 65% over hand washing.

Dimensions

Height: 34" Depth: 25-3/4"
 Width: 24"

Weight:

Approx. weight: 90 lbs.
Approx. shipping weight: 100 lbs.

- 0143112** Black
- 0143113** White (*shown on left*)

HOTPOINT Dishwashers

- ◆ 100% Water Filtration with ExtraFine™ Filter—Clean water helps deliver clean dishes
- ◆ Hot PreWash Option—Preheats water before the main wash cycle for excellent performance time after time
- ◆ QuietPower™ Motor—Runs quietly and efficiently to keep the kitchen peaceful and quiet



- 4-level PowerScrub™** wash system
 - Durable tub and door liner—Resists chipping and staining, holding up to heavy use.
 - Piranha™ Hard Food Disposer—Grinds leftover food into small particles that are easily washed away
 - 5-level PowerScrub™** wash system
 - with PowerShower—5 wash levels and redesigned wash arms direct water precisely for a quiet and efficient clean.
 - Push-button controls—Operate with ease
 - Pots and Pans Cycle—Scours off baked-on food with a wall of water
- 0143087** Black
0143090 White
- 0143089** Black
0143092 White (*shown on right*)

Dimensions

Height: 34" Depth: 25-3/4"
 Width: 24"

Weight:

Approx. weight: 90 lbs.
Approx. shipping weight: 100 lbs.



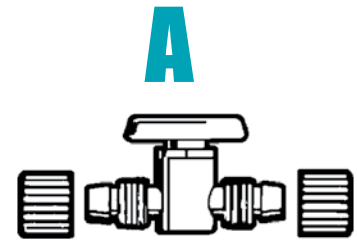

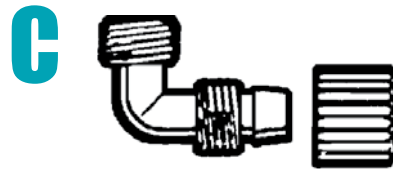
Hotpoint dishwashers save water by 45% - 65% over hand washing.

Connectors

Dishwasher Hook-Up Kit

Contains one each of the following:

- A** Straight Stop Valve:
1/2" P x 1/2" P
- B** Tee
1/2" P x 1/2" P x 1/2" P
- C** Male Elbow
1/2" P x 3/8" MPT
w/tapered threads



0164390

Dishwasher Drain Air Gap

For automatic dishwashers. The dishwasher air-gap eliminates pressure build-up and possible contamination of the home's potable water supply. Constructed of durable plastic, the "Y" shaped air-gap unit has an intake and discharge tube, between which is a trouble-free air release valve that automatically provides anti-siphon protection. 5/8" OD Inlet x 7/8" OD Outlet.



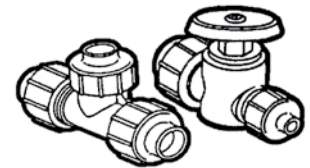
0375006

Universal Dishwasher Hookup

Universal Fittings mechanically join to any water supply tubing using a special locking ring and an elastomeric seal to make a quick, easy and watertight connection. Simply insert tubing and hand-tighten.

Includes one each of the following:

- ◆ Tee 1/2" OD x 5/8" (166209)
- ◆ CPVC Connect Tube 5/8" OD x 3"
- ◆ Straight Supply Valve
1/2" ID - 5/8" OD x 1/4" ID - 3/8" OD (166224)
- ◆ Olefin Riser 3/8" OD x 1/4" ID x 60"



0166227

No-Burst Dishwasher Connections

48" of the highest burst strength available—250 ft. of stainless steel wire per foot; stainless ferrules are extra long with added crimps for security. Tough, non-toxic polymer core resists chlorine and chloramines. Ample inside diameter for high flow capacity. Captive cone washers seal tightly, can't fall out. Exceptional flexibility for easy install. Won't kink or crease, even in the tightest spaces. Heavy-duty brass hex nuts are easy to grip with fingers or tools and nickel plated for durability. Code approved, exceeding all plumbing code requirements. Exceeds all requirements for flexible water connectors as defined by ASME A112.18.6 and CSA B125. 5-year warranty.

0375007

Specifications Subject to Change without Notice



Outdoor Improvements
Anchors & Set-Up Material
Doors & Windows
Coatings & Cleaners
Appliances
Tools & Hardware
Carpet & Flooring
Electrical
Plumbing
Towing & Safety
Heating & Cooling